



US00D399741S

United States Patent [19] Sheffer

[11] Patent Number: **Des. 399,741**

[45] Date of Patent: ****Oct. 20, 1998**

[54] **STACKABLE TRAY**

5,277,360 1/1994 DeMott 229/164 X
5,505,371 4/1996 O'Neil 229/120.26

[75] Inventor: **Phil B. Sheffer**, Thomasville, Pa.

FOREIGN PATENT DOCUMENTS

[73] Assignee: **Pack 'N' Stack, Inc.**, Philadelphia, Pa.

946075 8/1994 South Africa .
959296 11/1995 South Africa .

[**] Term: **14 Years**

Primary Examiner—Ted Shooman
Assistant Examiner—Nanda Bondade
Attorney, Agent, or Firm—Eckert, Seamans, Cherin & Mellott

[21] Appl. No.: **78,023**

[22] Filed: **Oct. 15, 1997**

[51] **LOC (6) Cl.** **09-03**

[52] **U.S. Cl.** **D9/432**

[58] **Field of Search** D9/346, 432, 433;
229/117.08, 119, 240, 915

[57] CLAIM

The ornamental design of a stackable tray, as shown and described.

[56] References Cited

DESCRIPTION

U.S. PATENT DOCUMENTS

D. 281,484	11/1985	Dickes	D9/432
1,941,084	12/1933	Gross	229/34
2,214,813	9/1940	Guyer	229/41
2,233,874	3/1941	Rosenthal	229/31
2,637,483	5/1953	Shapiro	229/117.08 X
2,702,663	2/1955	Klein	229/31
3,102,674	9/1963	Hamilton	229/15
3,251,529	5/1966	Young	D9/432 X
3,258,191	6/1966	Mueller et al.	229/31
3,545,665	12/1970	Nimaroff	229/31
4,356,952	11/1982	Rekow	229/34
5,249,550	10/1993	Hines et al.	119/168

FIG. 1 is a perspective view of a stackable tray according to the inventive design in the form of a glued blank;
FIG. 2 is a top plan view thereof;
FIG. 3 is a front elevational view thereof;
FIG. 4 is an elevational view of one side, the other side being a mirror image thereof;
FIG. 5 is a bottom plan view thereof; and,
FIG. 6 is a perspective view of the stackable tray after the glued blank therefor has been erected.
The broken line showing on FIGS. 1 and 3 represent fold lines.

1 Claim, 4 Drawing Sheets

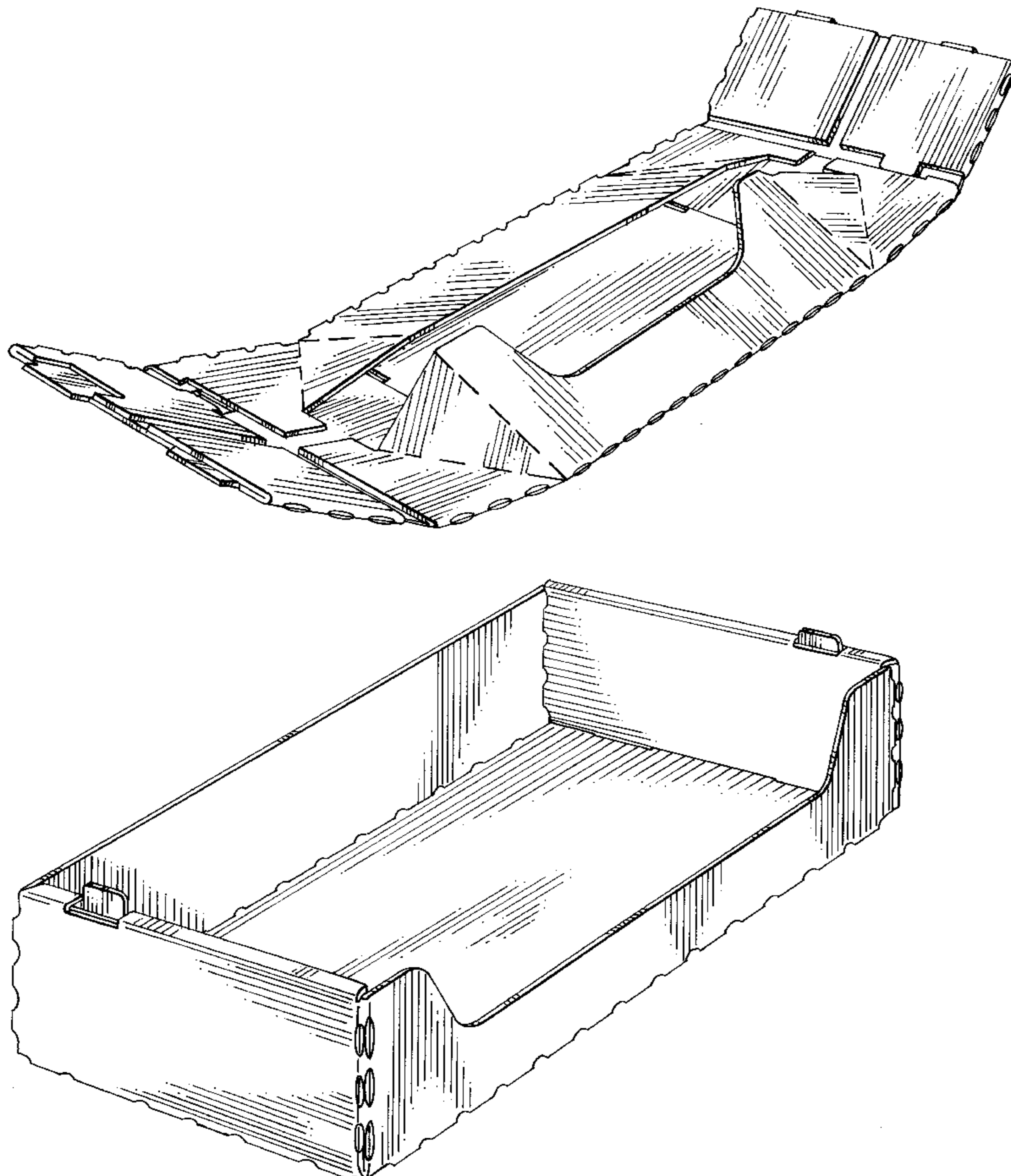


FIG. 1

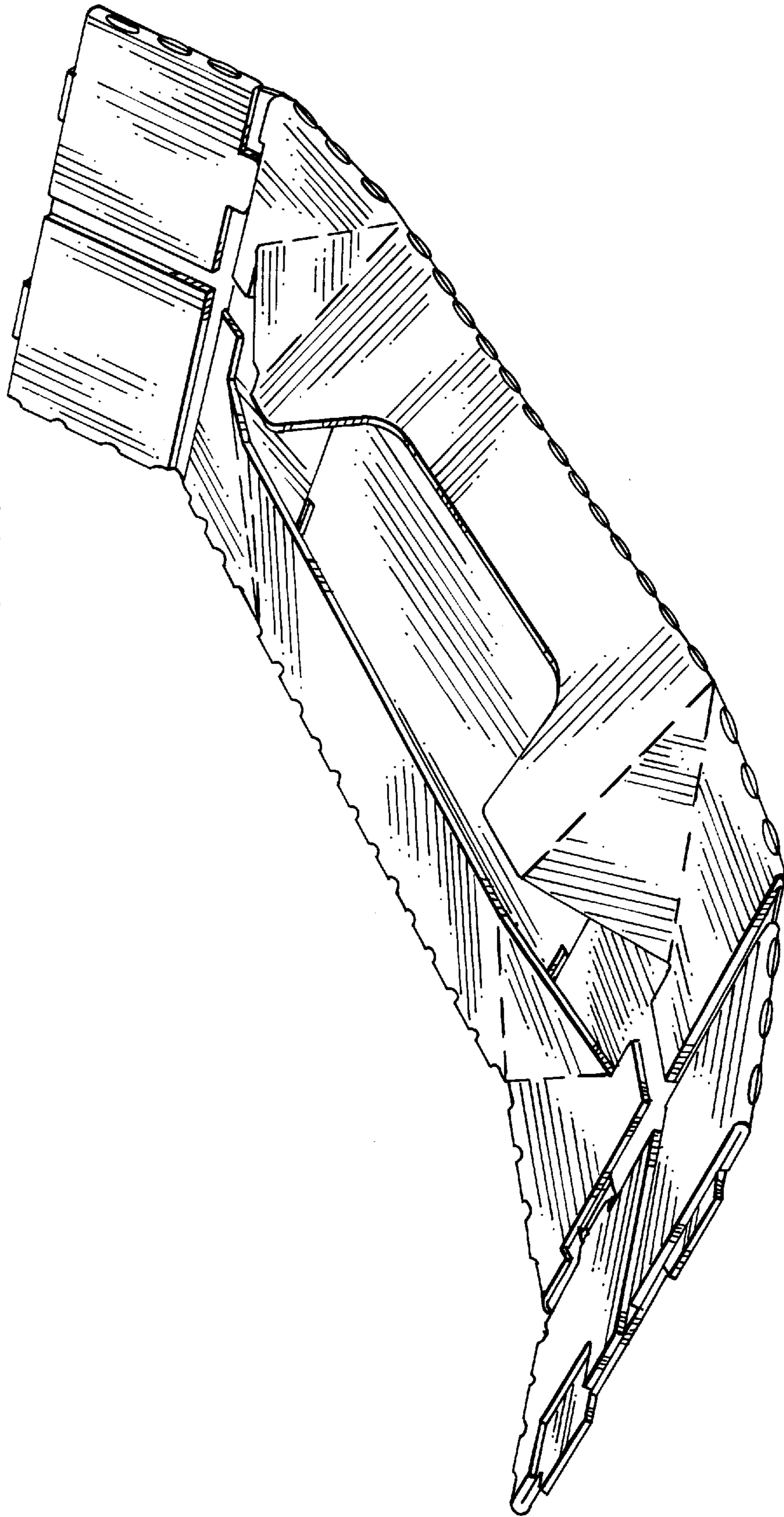


FIG. 2




FIG. 3




FIG. 4

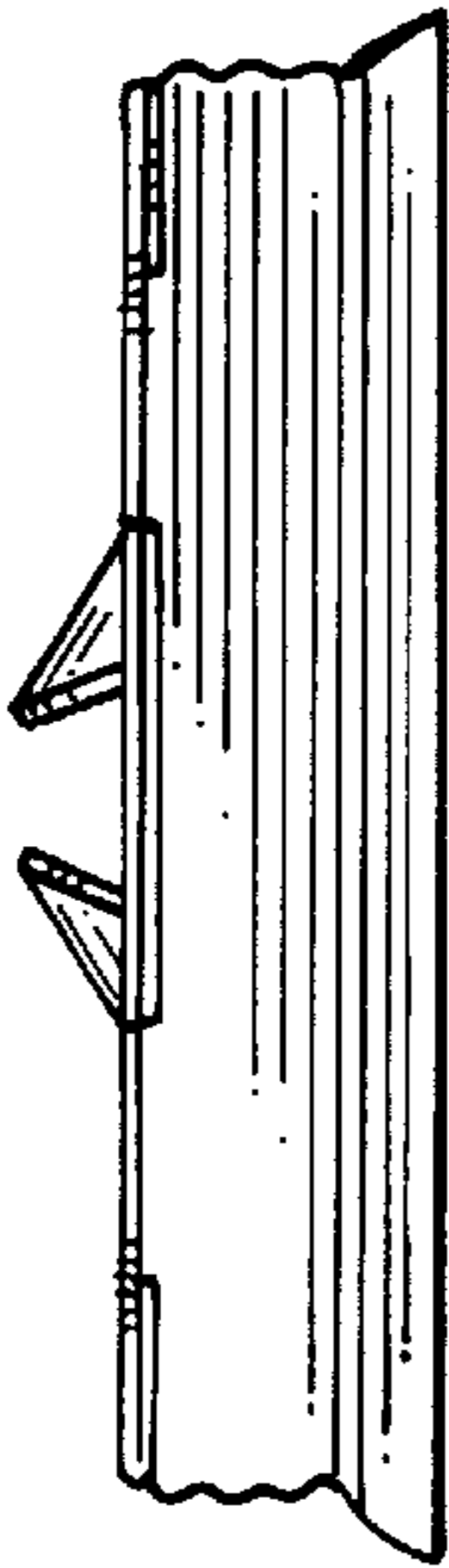


FIG. 5




FIG. 6

