



US00D399731S

# United States Patent [19] Petzold

[11] **Patent Number: Des. 399,731**

[45] **Date of Patent: \*\*Oct. 20, 1998**

[54] **DISPENSER BOTTLE**

[75] Inventor: **Hans Ulrich Petzold**, Wiesbaden, Germany

[73] Assignee: **Petzold N.Y License, LLC**, New York, N.Y.

[\*\*] Term: **14 Years**

[21] Appl. No.: **74,638**

[22] Filed: **Aug. 7, 1997**

### [30] Foreign Application Priority Data

Feb. 27, 1997 [DE] Germany ..... M 97 01 942.9

[51] **LOC (6) Cl.** ..... **09-05**

[52] **U.S. Cl.** ..... **D9/305; D9/439**

[58] **Field of Search** ..... D9/300, 302, 305, D9/306, 439, 544, 545, 546, 575; 222/92, 206; 383/906

### [56] References Cited

#### U.S. PATENT DOCUMENTS

D. 287,932 1/1987 Seward et al. .... D9/305

D. 341,157 11/1993 Kitahara et al. .... D9/305 X  
D. 352,241 11/1994 Shiokawa ..... D9/439 X  
D. 365,760 1/1996 Chahed ..... D9/544 X  
D. 371,742 7/1996 Lecoule ..... D9/544  
4,732,299 3/1988 Hoyt ..... 222/94

*Primary Examiner*—James Gandy  
*Assistant Examiner*—Cathron B. Matta  
*Attorney, Agent, or Firm*—Darby & Darby

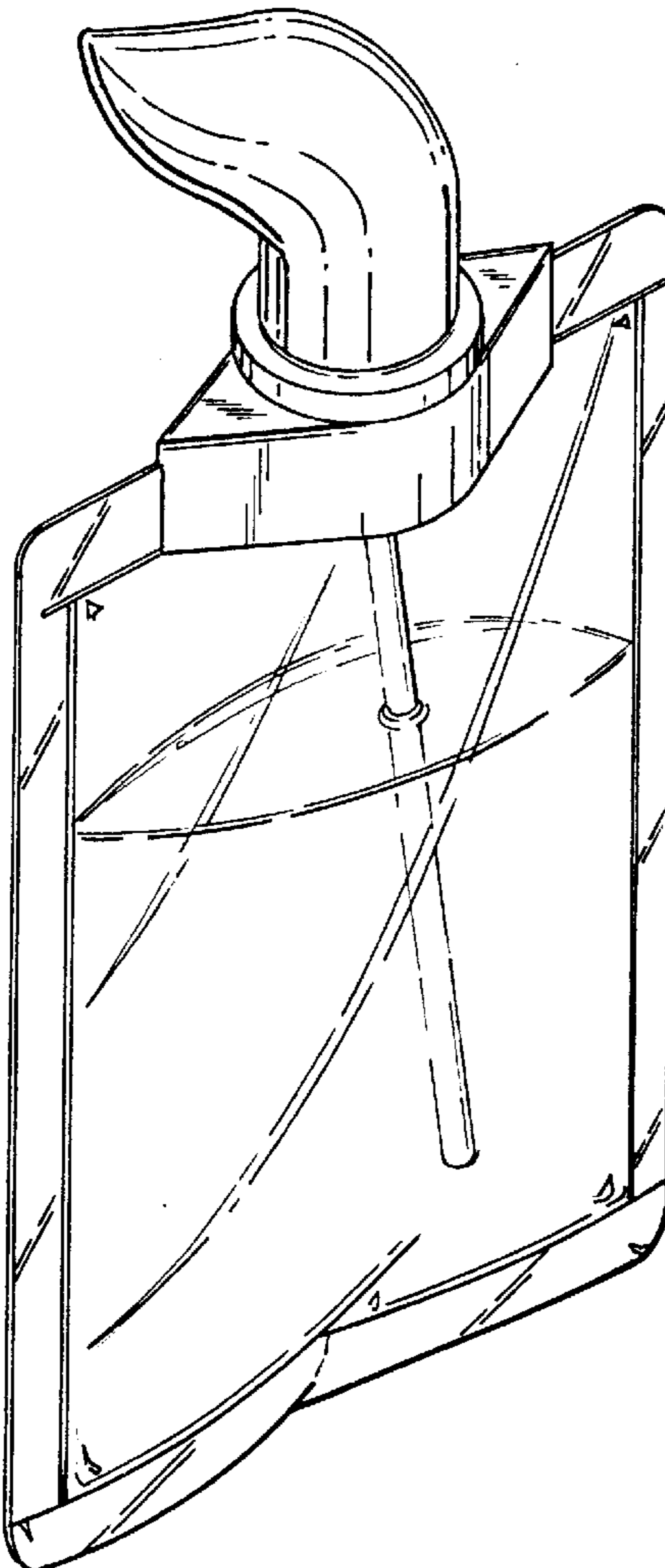
### [57] CLAIM

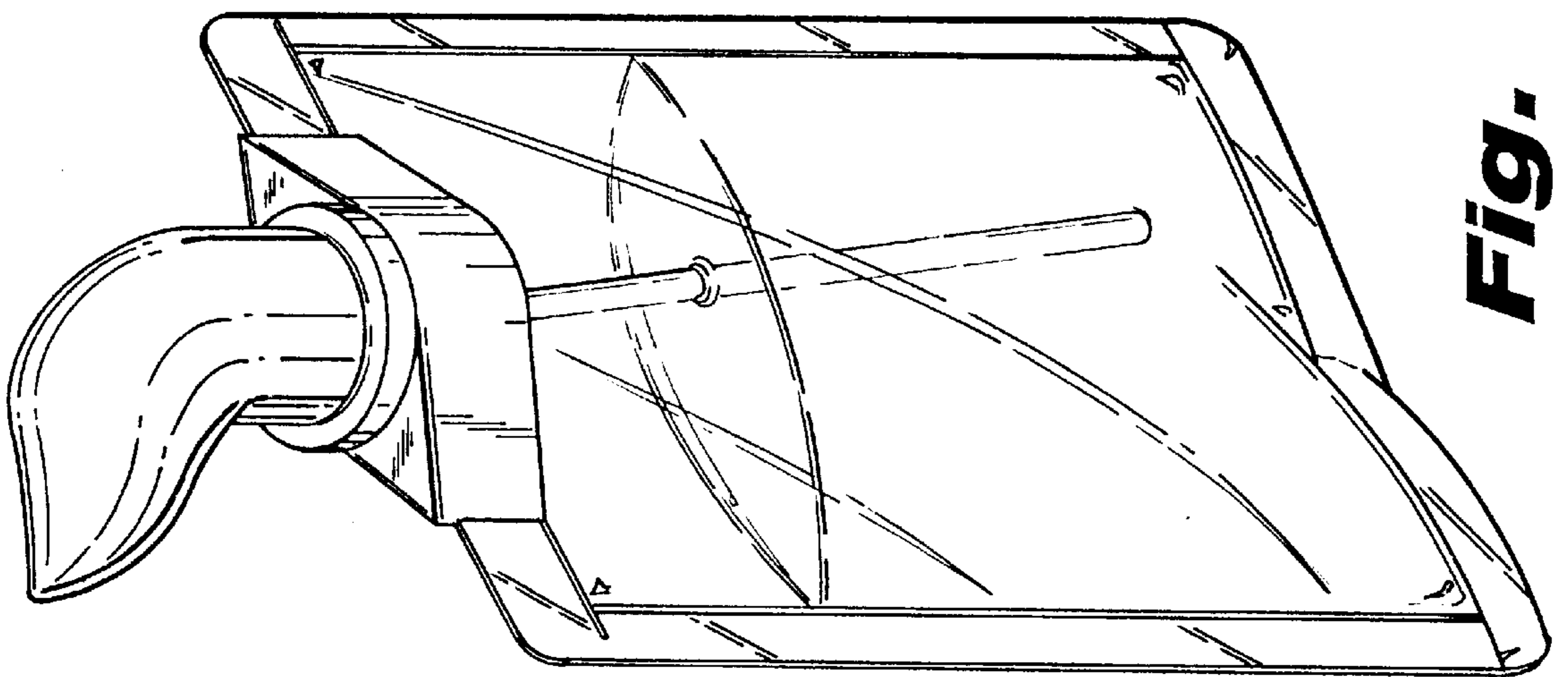
The ornamental design for a dispenser bottle, as shown and described.

### DESCRIPTION

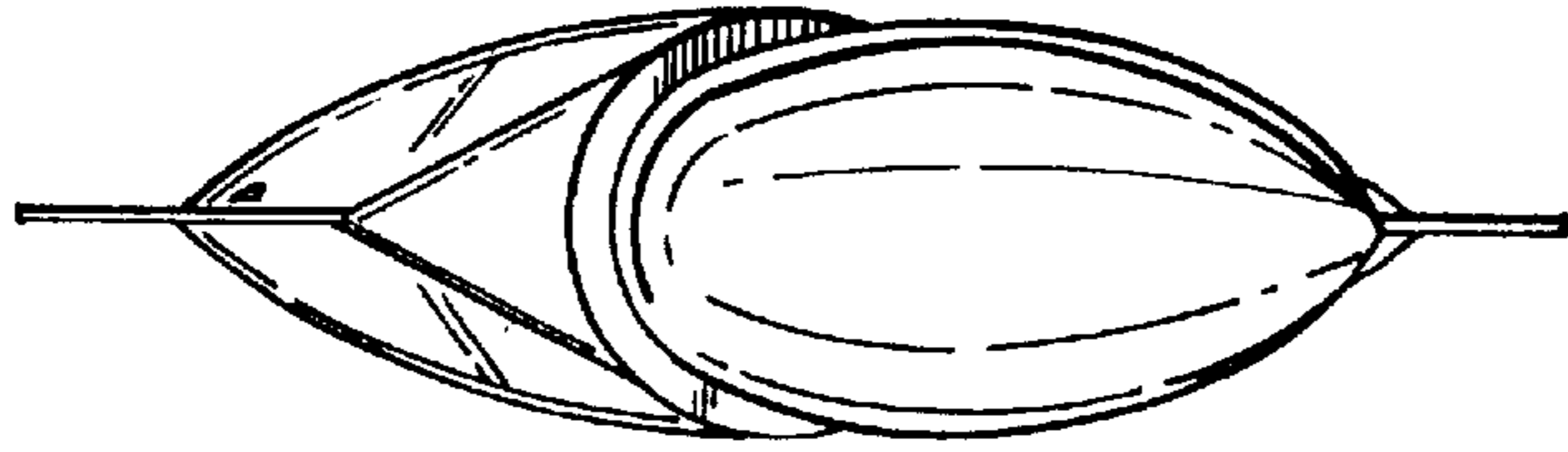
FIG. 1 is a top, front, and left side perspective view of my new design for a dispenser bottle;  
FIG. 2 is a top plan view of my new design;  
FIG. 3 is a bottom plan view thereof;  
FIG. 4 is a left side elevation view thereof;  
FIG. 5 is a front elevation view thereof, the rear elevation being a mirror image of the front elevation shown; and,  
FIG. 6 is a right side elevation view thereof.  
The broken lines shown in FIGS. 1 and 3-6 are for illustrative purposes only and form no part of the claimed design.

**1 Claim, 2 Drawing Sheets**

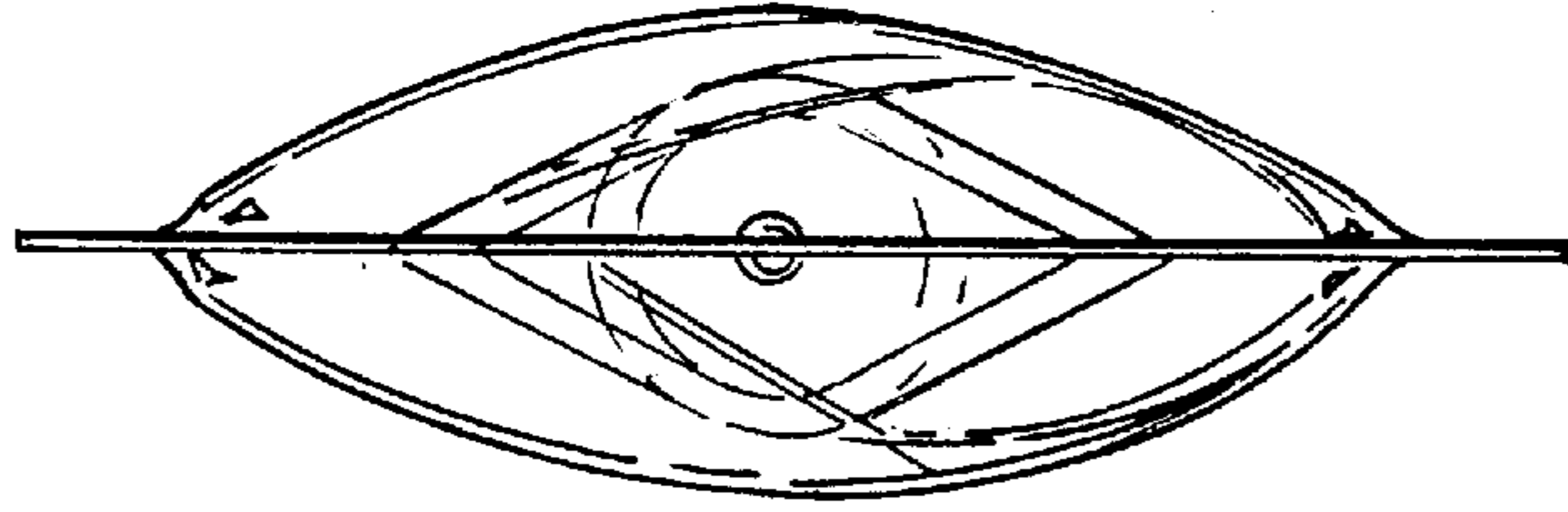




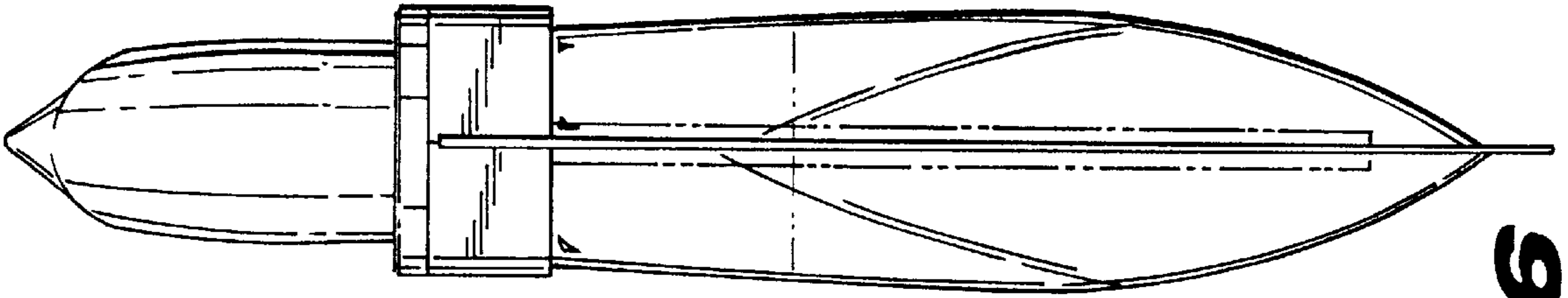
**Fig. 1**



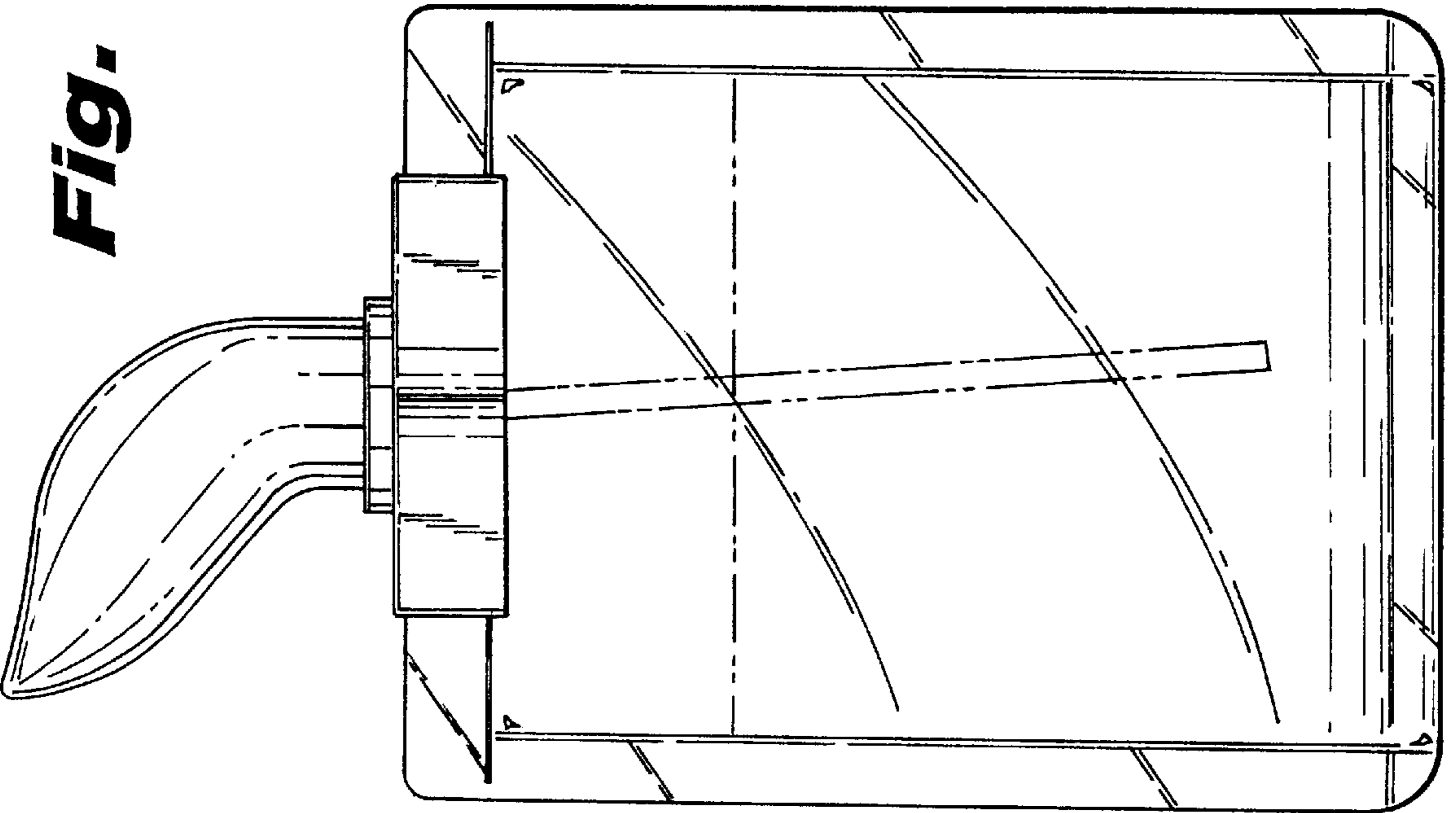
**Fig. 2**



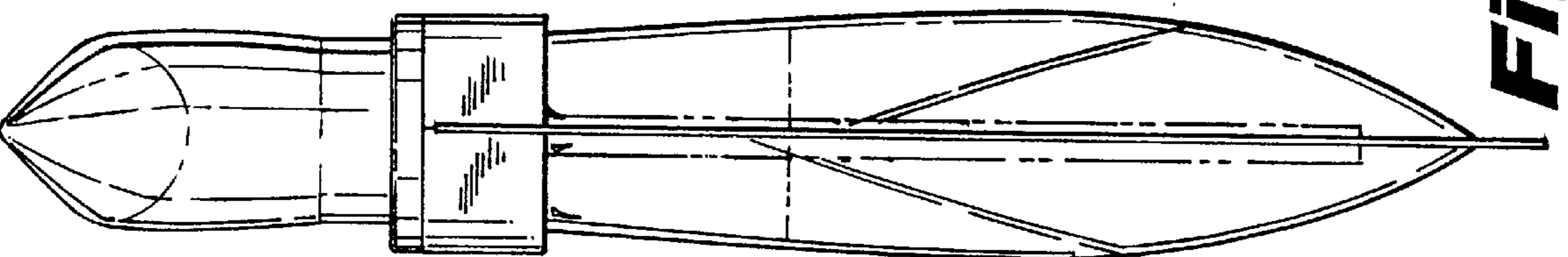
**Fig. 3**



**Fig. 5**



**Fig. 4**



**Fig. 6**