



US00D399717S

# United States Patent [19] Gort-Barten

[11] **Patent Number: Des. 399,717**

[45] **Date of Patent: \*\*Oct. 20, 1998**

[54] **CORKSCREW**

[75] Inventor: **Leslie Alexander Gort-Barten,**  
London, England

[73] Assignee: **Dualit Limited,** London, England

[\*\*] Term: **14 Years**

[21] Appl. No.: **74,769**

[22] Filed: **Aug. 11, 1997**

[51] **LOC (6) Cl. .... 07-06**

[52] **U.S. Cl. .... D8/42**

[58] **Field of Search .... D8/33-43; 7/151-156;**  
30/400; 81/3.48

[56] **References Cited**

**U.S. PATENT DOCUMENTS**

- D. 281,855 12/1985 Kuhn ..... D8/42
- D. 335,072 4/1993 Gourhant ..... D8/42

- D. 359,213 6/1995 Entwistle ..... D8/42
- D. 364,324 11/1995 Entwistle ..... D8/42
- D. 365,738 1/1996 Lee ..... D8/42
- D. 366,198 1/1996 Laib ..... D8/42

*Primary Examiner*—Caron D. Veynar  
*Attorney, Agent, or Firm*—Bacon & Thomas, PLLC

[57] **CLAIM**

The ornamental design for a corkscrew, as shown and described.

**DESCRIPTION**

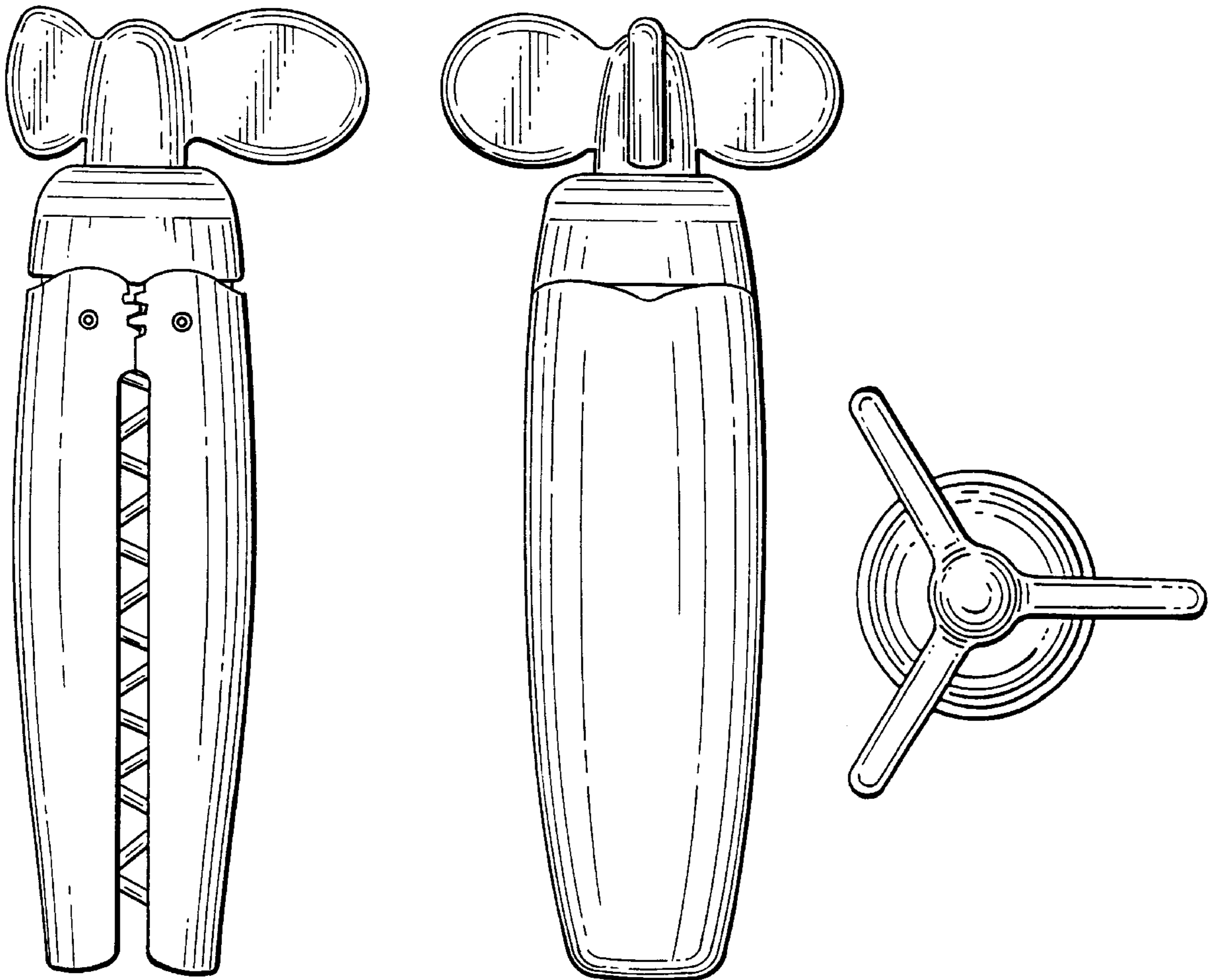
FIG. 1 is a front elevational view of a corkscrew showing my new design, the opposite being a mirror image of the front view;

FIG. 2 is a left side view of the corkscrew of FIG. 1;

FIG. 3 is a right side view of the corkscrew of FIG. 1; and,

FIG. 4 is a plan view of the corkscrew of FIGS. 1, 2 and 3.

**1 Claim, 2 Drawing Sheets**



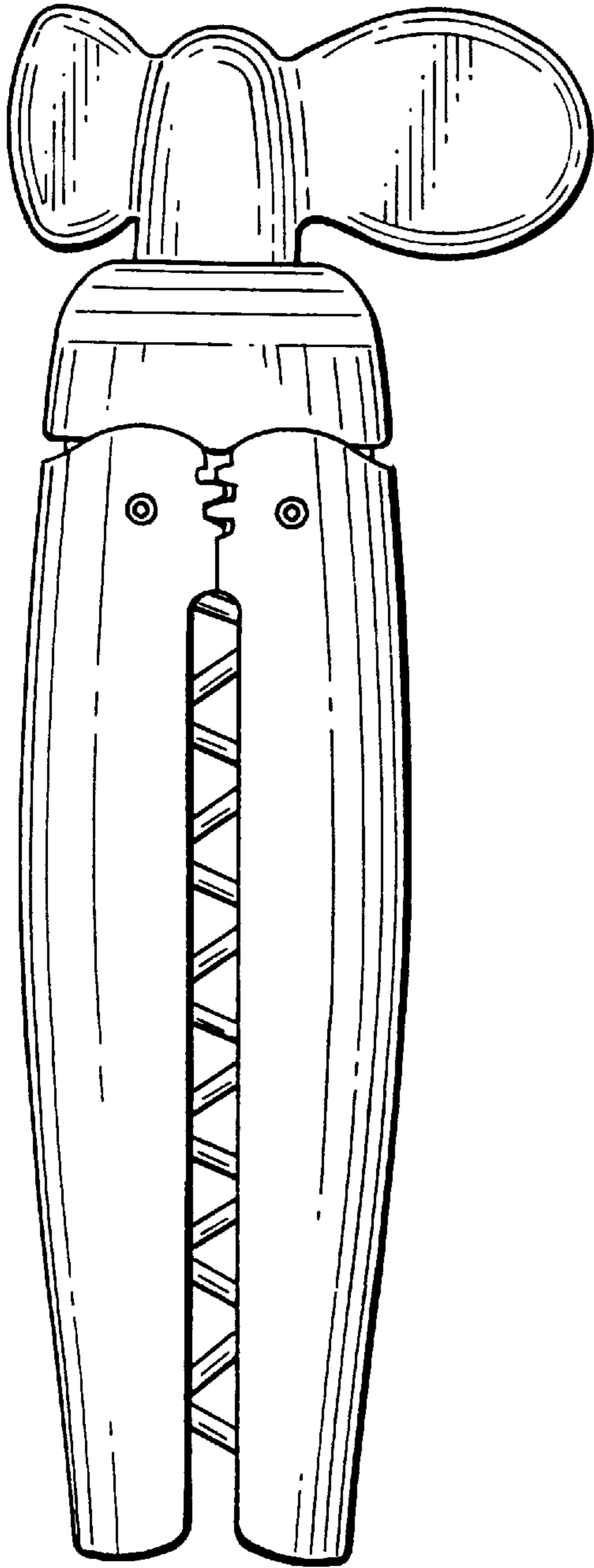


FIG. 1

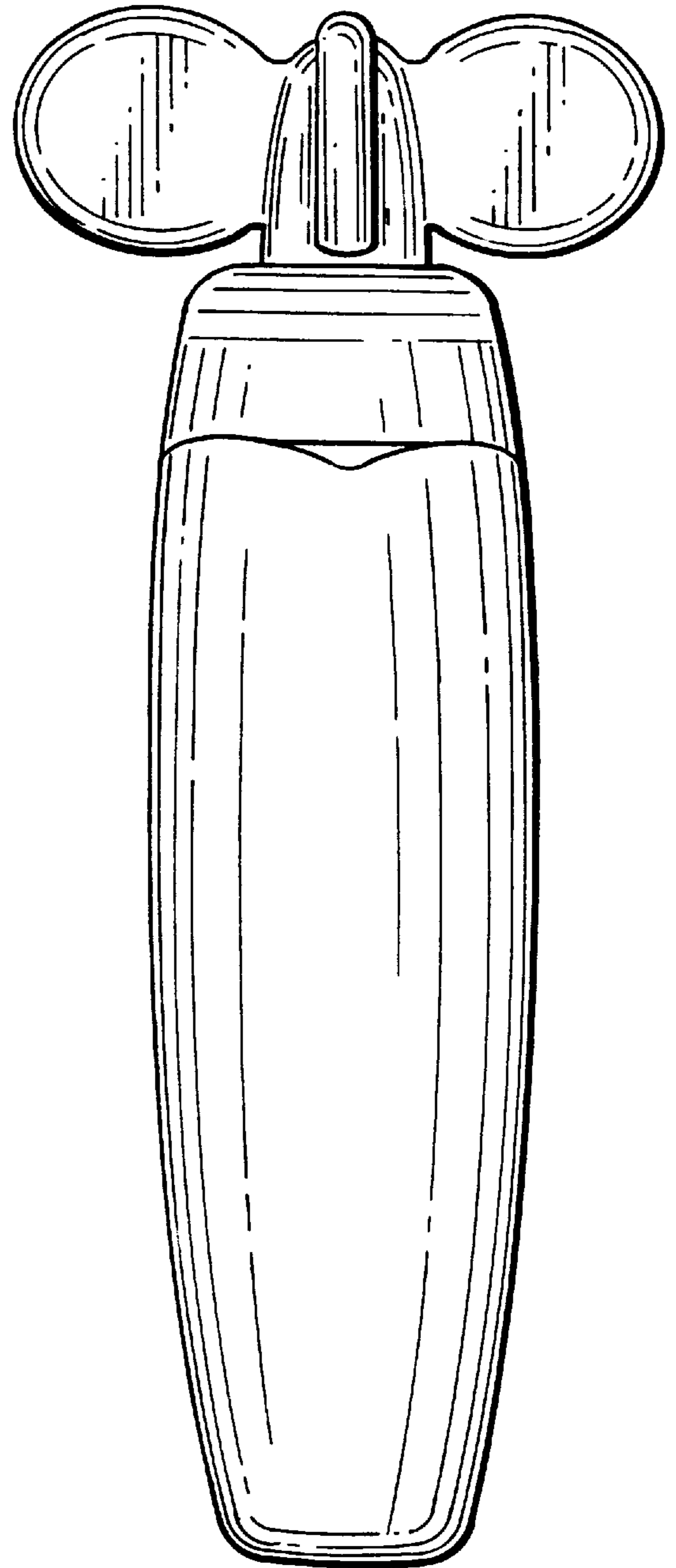
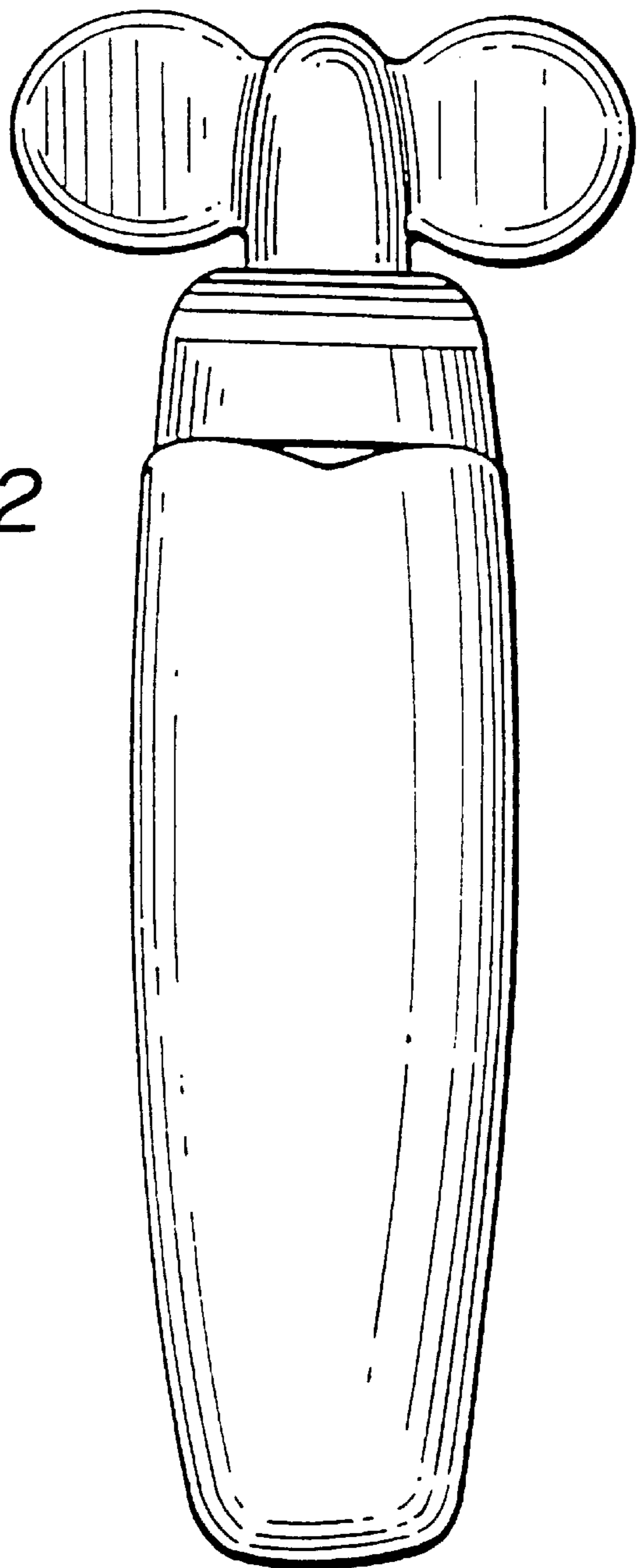


FIG. 3



*FIG. 2*

*FIG. 4*

