



US00D399704S

United States Patent [19] Cousins

[11] Patent Number: **Des. 399,704**

[45] Date of Patent: ****Oct. 20, 1998**

[54] **MULTI-COMPARTMENT TRAY**

[75] Inventor: **Morison S. Cousins**, Winter Park, Fla.

[73] Assignee: **Dart Industries Inc.**, Orlando, Fla.

[**] Term: **14 Years**

[21] Appl. No.: **38,044**

[22] Filed: **Apr. 26, 1995**

[51] **LOC (6) Cl.** **07-01**

[52] **U.S. Cl.** **D7/554; D7/557; D7/553**

[58] **Field of Search** D7/500, 501, 505,
D7/547, 550, 553, 555, 549, 558, 610,
614, 354, 357, 597, 596, 543, 545, 546,
552, 554, 557, 566, 568, 570, 584, 586,
587, 601, 602, 537; 220/505, 23.2, 555

[56] **References Cited**

U.S. PATENT DOCUMENTS

D. 225,887	1/1973	Dolby et al.	D7/553
D. 226,285	2/1973	Bateman .	
D. 228,863	10/1973	Sholkin	D7/553
D. 251,536	4/1979	Hansen	D7/553
D. 252,066	6/1979	Jeambey	D7/357
261,811	7/1882	Coues .	
D. 269,935	8/1983	Powers	D7/357

2,465,644	3/1949	Graves .
3,335,894	8/1967	Laird .
3,484,035	12/1969	Swett et al. .
3,510,049	5/1970	Donovan .
5,277,328	1/1994	Tocco .

FOREIGN PATENT DOCUMENTS

0087925 9/1983 European Pat. Off. .

Primary Examiner—M. N. Pandozzi
Attorney, Agent, or Firm—John A. Doninger

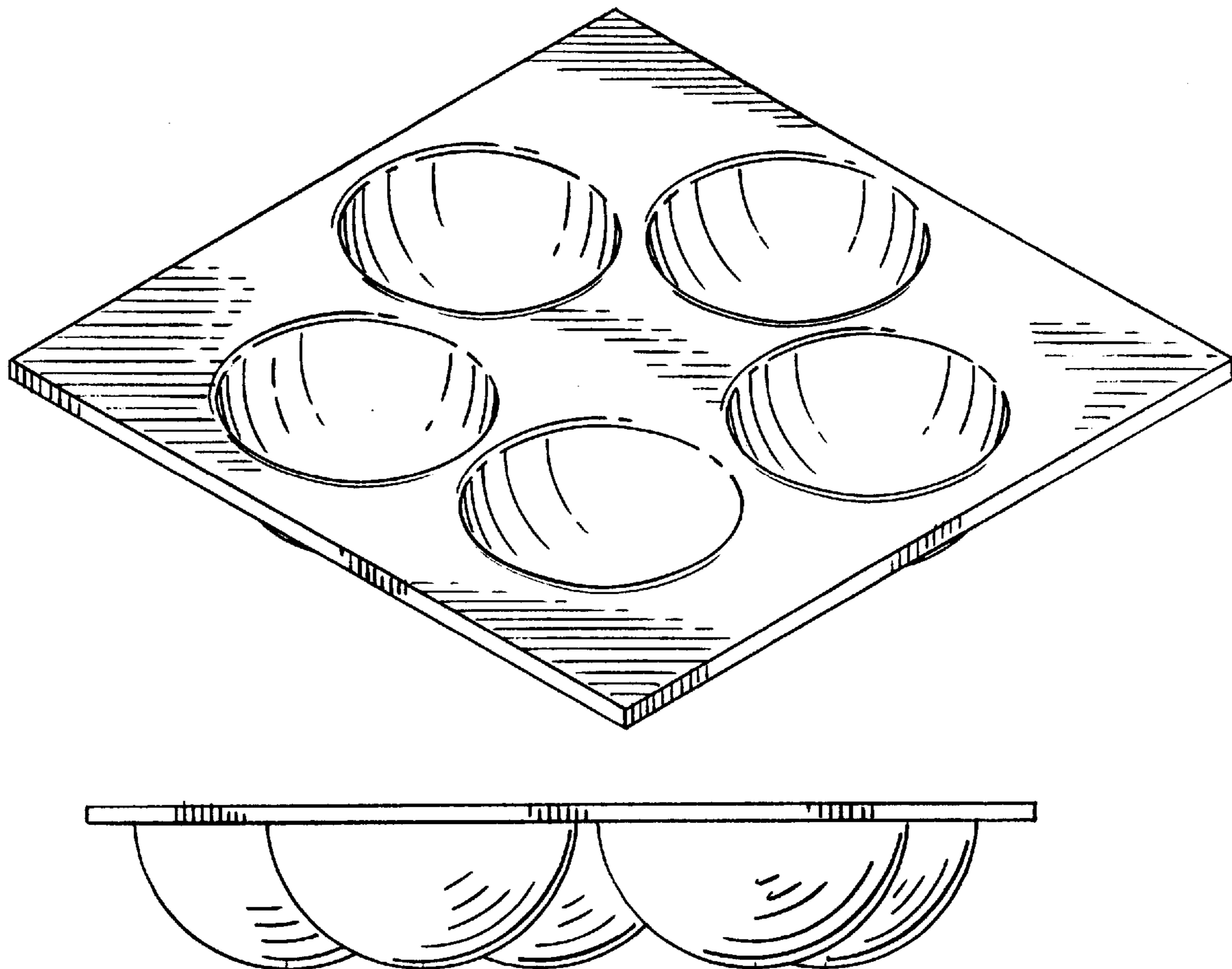
[57] **CLAIM**

The ornamental design for a multi-compartment tray, as shown.

DESCRIPTION

FIG. 1 is a top, front and side perspective view of a multi-compartment tray showing my new design;
FIG. 2 is a top plan view thereof;
FIG. 3 is a bottom plan view thereof;
FIG. 4 is a front elevation view thereof;
FIG. 5 is a rear elevation view thereof;
FIG. 6 is a right side elevation view thereof;
FIG. 7 is a left side elevation view thereof; and,
FIG. 8 is a cross-section view thereof taken on line 8—8 in FIG. 2.

1 Claim, 4 Drawing Sheets



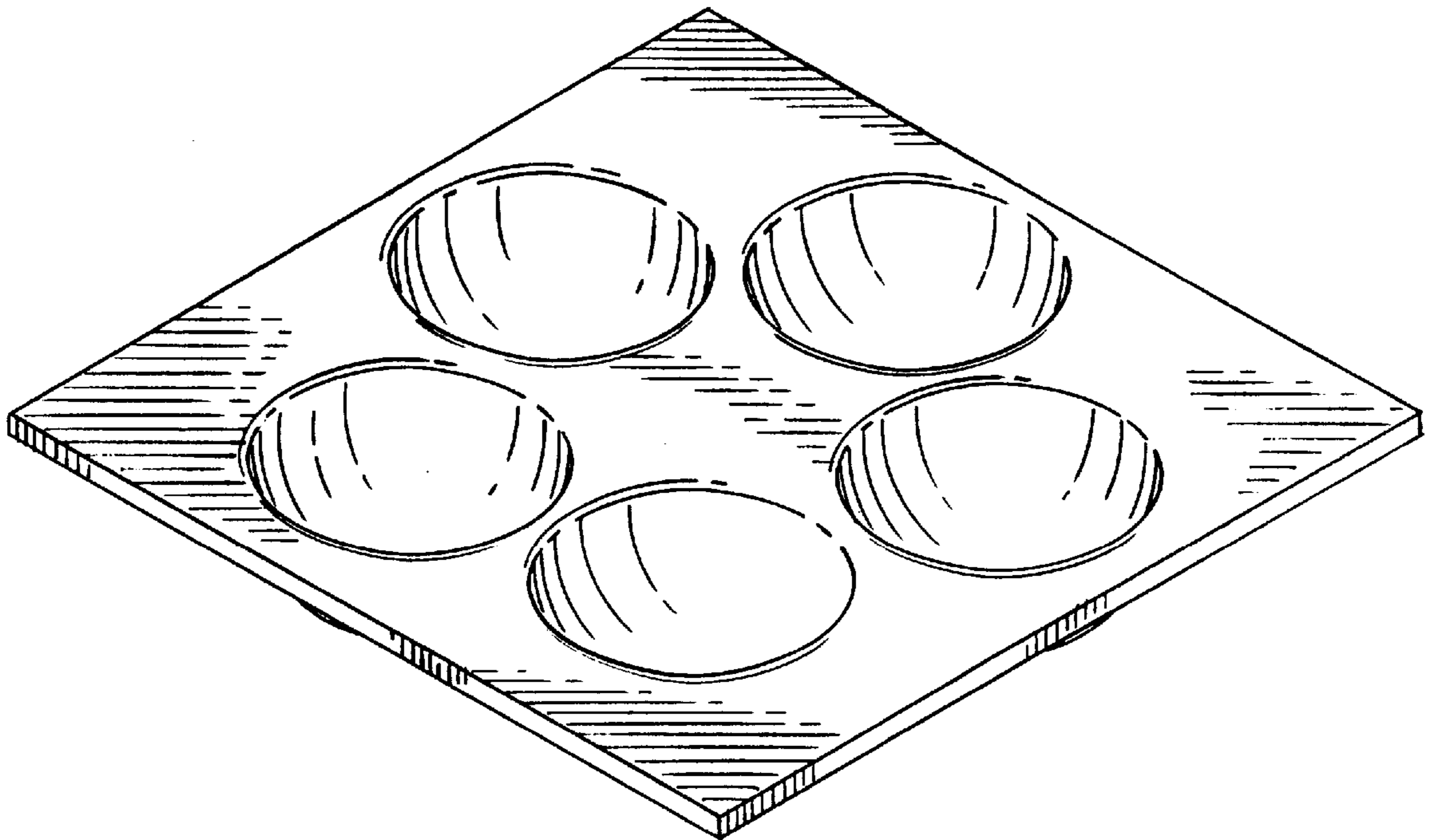


FIG. 1




FIG. 2

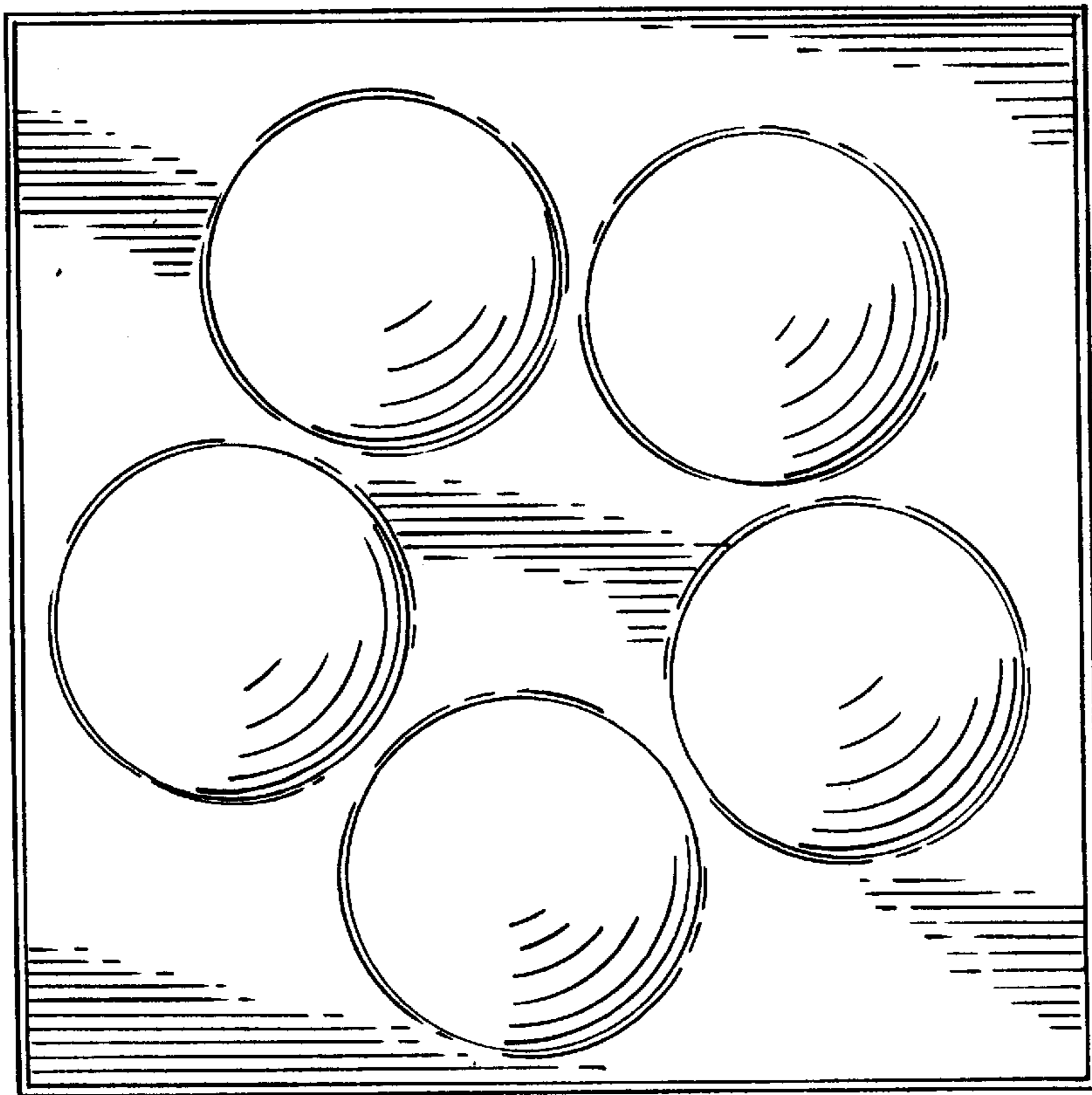


FIG. 3




FIG. 4

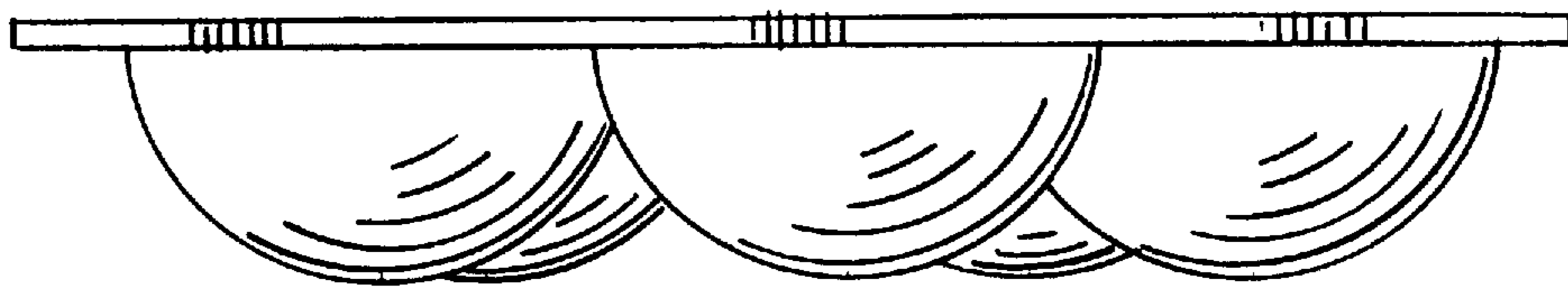


FIG. 5

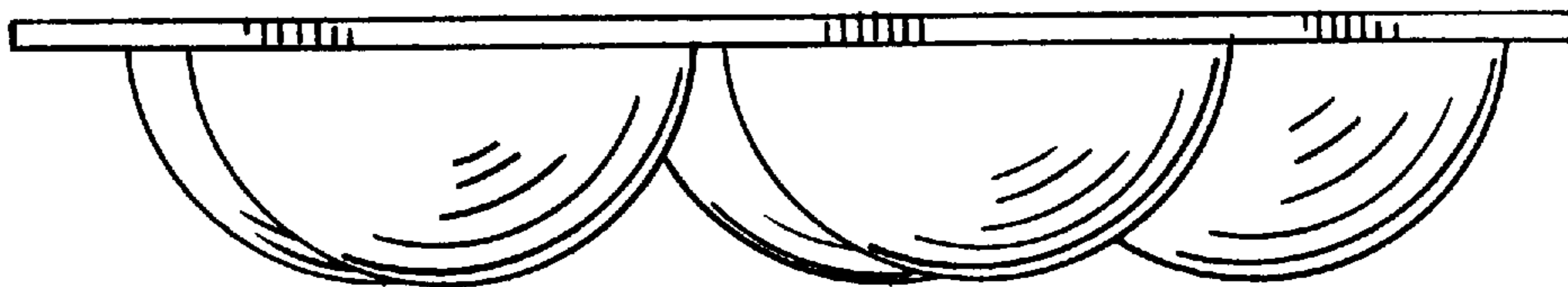


FIG. 6

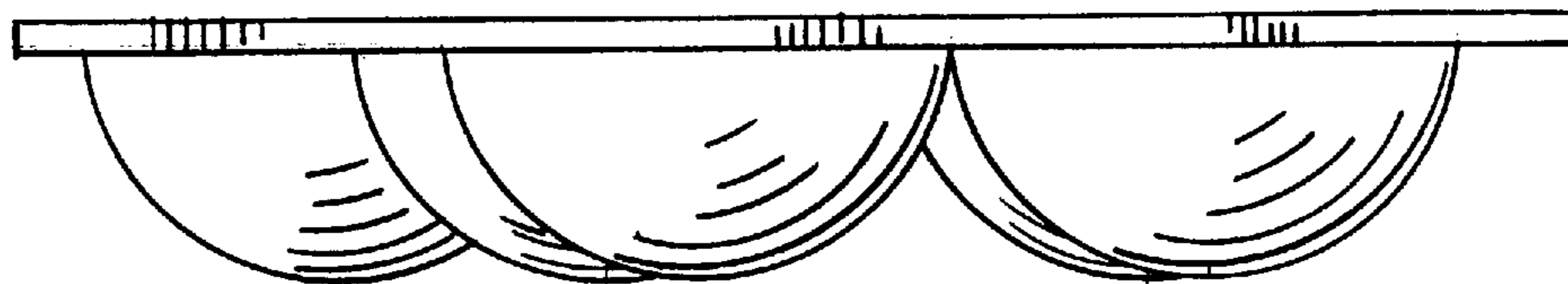


FIG. 7




FIG. 8