



US00D399695S

# United States Patent [19] Loud

[11] Patent Number: **Des. 399,695**

[45] Date of Patent: **\*\*Oct. 20, 1998**

[54] **MASSAGING SYSTEM SEAT CUSHION**

D. 277,917	3/1985	Slakman .....	D6/604
D. 330,118	10/1992	Lanius et al. ....	D6/356
D. 362,126	9/1995	Carter .....	D6/356
5,060,937	10/1991	Rushatz et al. ....	5/417 X

[75] Inventor: **Craig M. Loud**, Whittier, Calif.

[73] Assignee: **JB Research, Inc.**, Bellflower, Calif.

[\*\*] Term: **14 Years**

*Primary Examiner*—Janice E. Seeger  
*Attorney, Agent, or Firm*—Sheldon & Mak

[21] Appl. No.: **79,132**

[57] **CLAIM**

[22] Filed: **Oct. 24, 1997**

The ornamental design for a massaging system seat cushion, as shown and described.

### Related U.S. Application Data

### DESCRIPTION

[62] Division of Ser. No. 51,548, Mar. 13, 1996.

[51] **LOC (6) Cl.** ..... **06-09**

[52] **U.S. Cl.** ..... **D6/601**

[58] **Field of Search** ..... D6/595-597, 601,  
D6/604, 605, 611, 356; 5/417-420, 636,  
706, 710, 652-654; 297/180.11, 229, 452.43,  
452.45


FIG. 1 is a perspective view of a massaging system seat a cushion showing my new design;  
FIG. 2 is a view of the front of the cushion shown in FIG. 1;  
FIG. 3 is a view of the back of the cushion shown in FIG. 1;  
FIG. 4 is a top end view of the cushion shown in FIG. 1;  
FIG. 5 is a bottom end view of the cushion shown in FIG. 1; and,  
FIG. 6 is a view of a left side of the cushion shown in FIG. 1, the right side being a mirror image thereof.

### [56] References Cited

#### U.S. PATENT DOCUMENTS

D. 237,330 10/1975 Skyer ..... D6/356

**1 Claim, 3 Drawing Sheets**






Fig. 1.

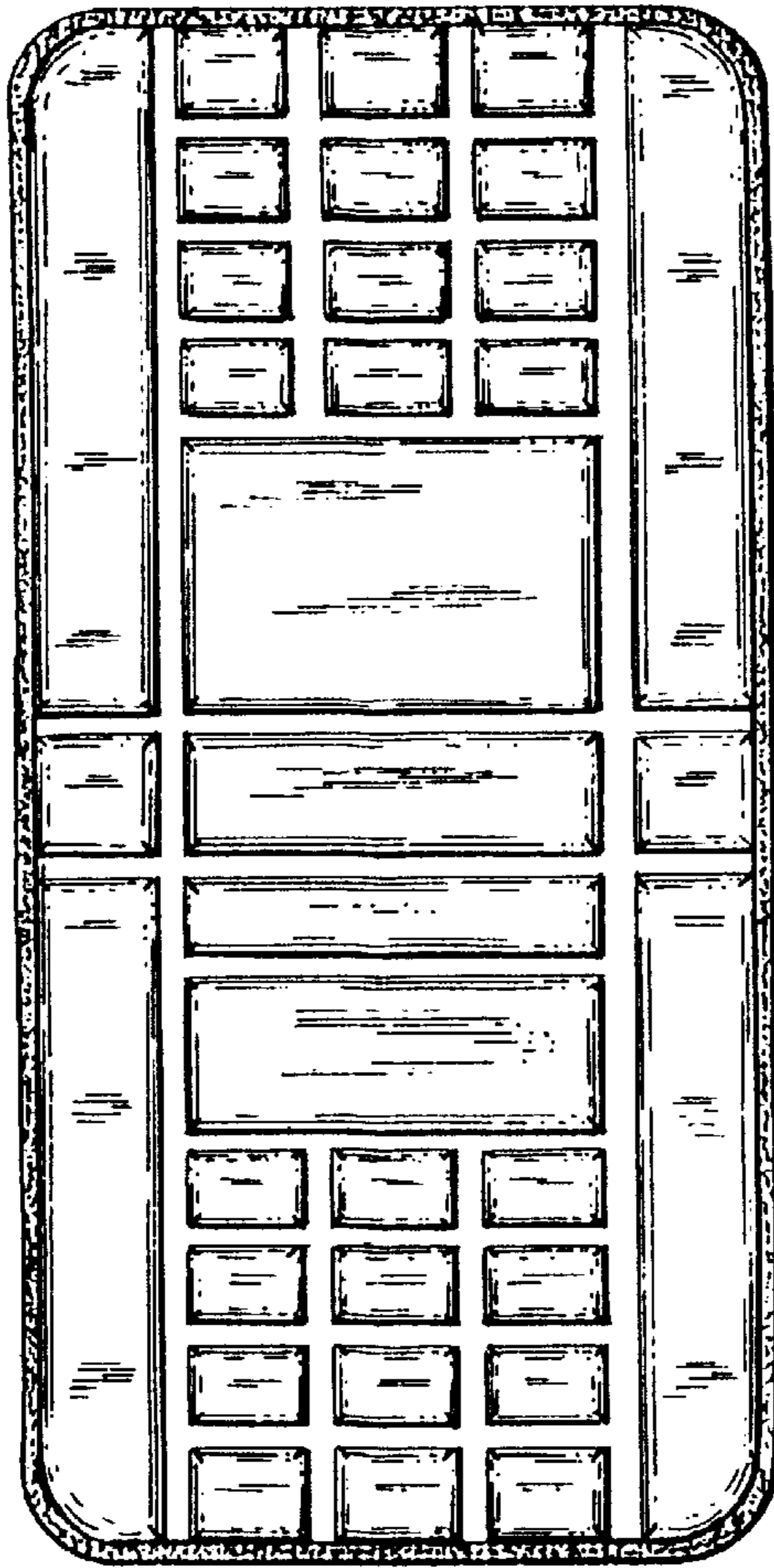


Fig. 2.

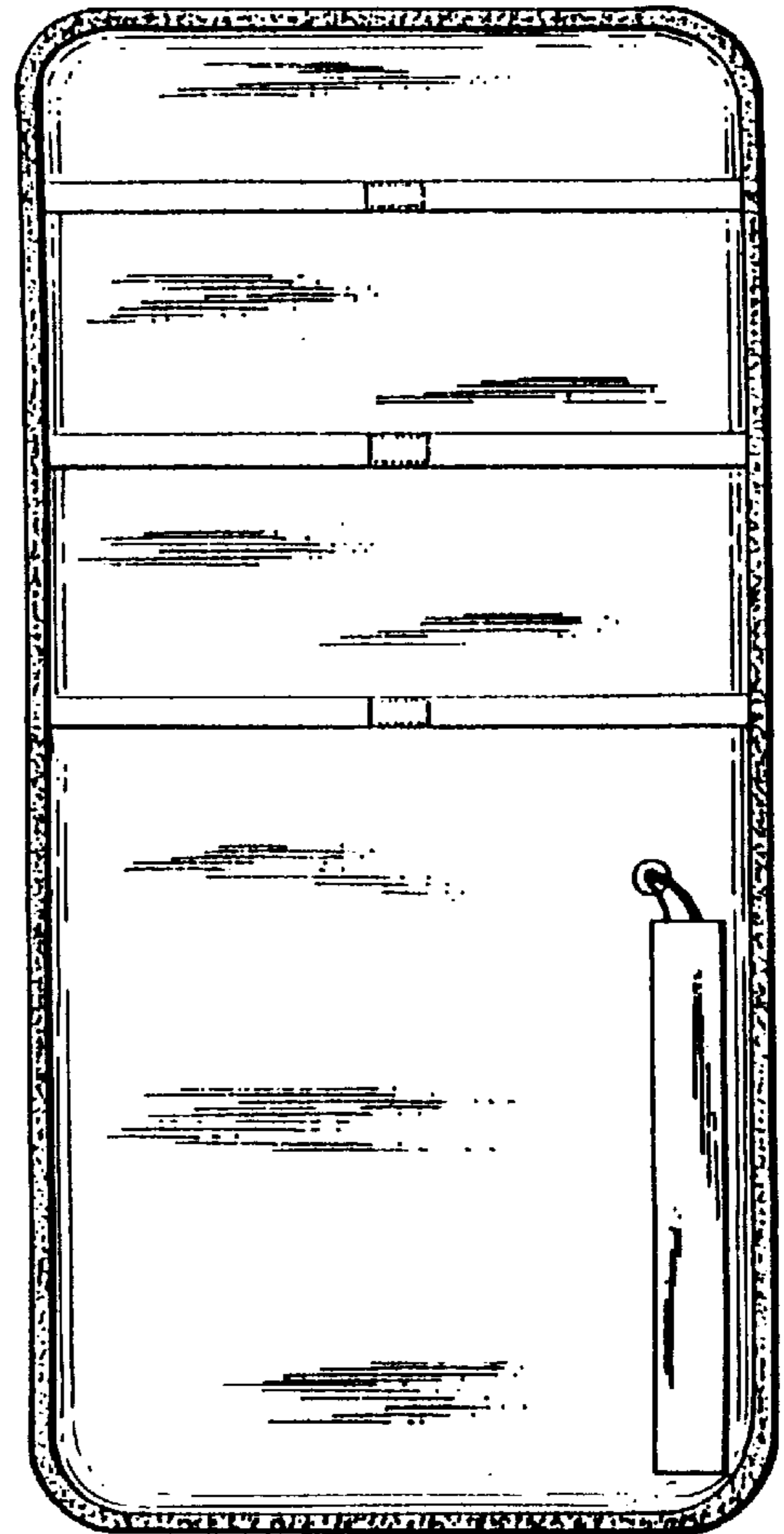


Fig. 3

Fig. 4.

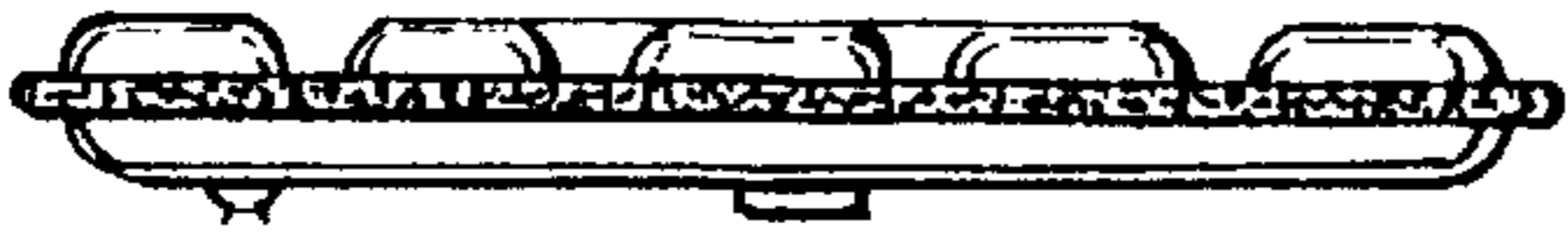


Fig. 5.



Fig. 6.

