



US00D399693S

# United States Patent [19]

Vreeland et al.

[11] Patent Number: **Des. 399,693**

[45] Date of Patent: **\*\*Oct. 20, 1998**

[54] **SET OF PANELS FOR WINDOW BLINDS, AWNINGS, AND ROOM DIVIDERS**

[76] Inventors: **Robert J. Vreeland; Patricia E. Moss,**  
both of 2229 Bainbridge St.,  
Philadelphia, Pa. 19103

[\*\*] Term: **14 Years**

[21] Appl. No.: **67,907**

[22] Filed: **Mar. 1, 1997**

[51] **LOC (6) Cl.** ..... **06-10**

[52] **U.S. Cl.** ..... **D6/580; D6/332; D25/58;**  
D25/138

[58] **Field of Search** ..... D6/575, 332, 580,  
D6/577; D25/58, 156, 52, 53; 160/236,  
166.1, 176.1, 135, 115, 900, 237; 52/311.1,  
311.3, 314

[56] **References Cited**

**U.S. PATENT DOCUMENTS**

D. 193,238	7/1962	Charatel	.....	D25/58
D. 322,895	1/1992	Leis et al.	.....	D6/332
D. 358,662	5/1995	Good	.....	D25/58
D. 378,332	3/1997	Simoni	.....	D6/577
3,075,429	1/1963	Deddo	.....	160/237 X
5,079,886	1/1992	Downs	.....	52/314

**FOREIGN PATENT DOCUMENTS**

14882 of 1890 United Kingdom ..... 160/115

**OTHER PUBLICATIONS**

Interiors, Devereux Products Co. Starlite Grille at bottom right corner of p. 188, Oct. 1959.

*Primary Examiner*—James Gandy  
*Assistant Examiner*—Linda Brooks  
*Attorney, Agent, or Firm*—Donald R. Johnson

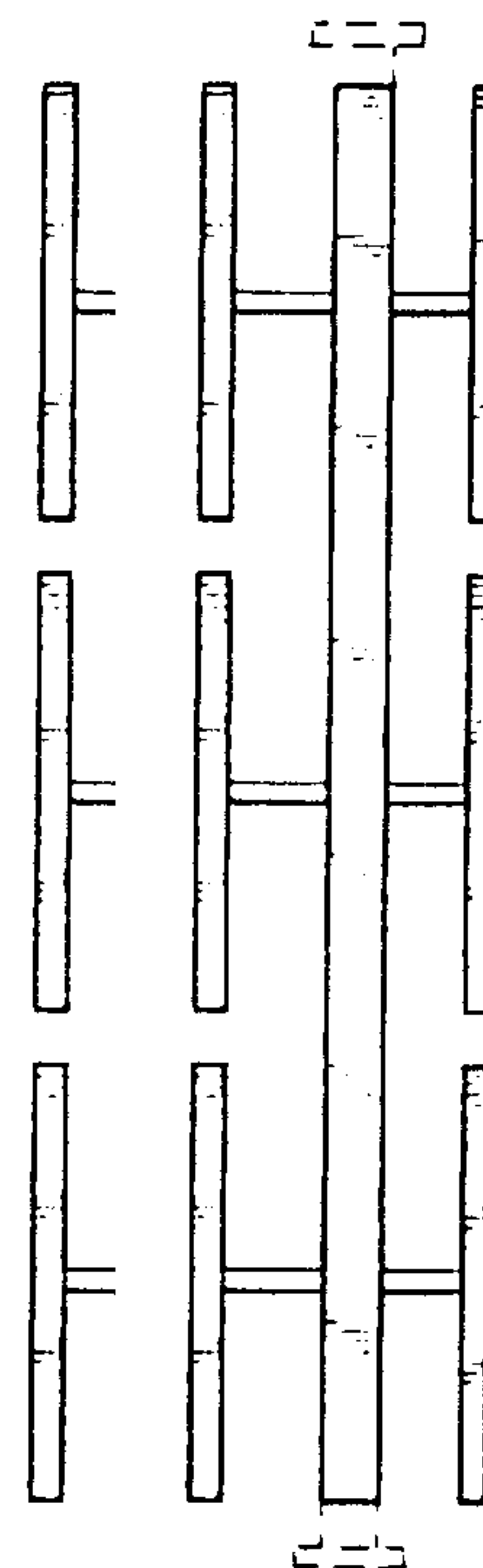

[57] **CLAIM**

The ornamental design for a set of panels for window blinds, awnings and room dividers, as shown and described.

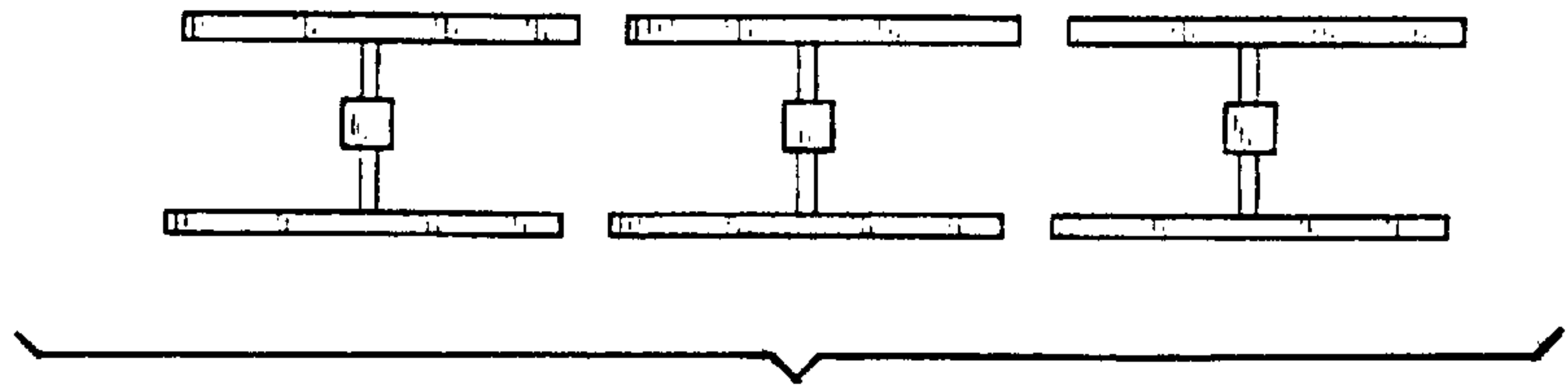
**DESCRIPTION**

FIG. 1 is a front elevational view of a set of panels for window blinds, awnings and room dividers showing our new design, the rear view being identical;  
FIG. 2 is a side elevational view thereof, the opposite side being identical; and,  
FIG. 3 is a top view thereof, the bottom view being identical.  
The structure shown in broken lines in FIGS. 1 and 3 is for illustrative purposes only and forms no part of the claimed design.


**1 Claim, 1 Drawing Sheet**



*Fig. 3.*



*Fig. 2.*



*Fig. 1.*

