



US00D399685S

United States Patent [19] Grosfillex

[11] **Patent Number: Des. 399,685**

[45] **Date of Patent: **Oct. 20, 1998**

[54] **TABLE LEG**

[75] Inventor: **Raymond Grosfillex**, Oyonnax, France

[73] Assignee: **Grosfillex SARL**, Oyonnax, France

[**] Term: **14 Years**

[21] Appl. No.: **84,681**

[22] Filed: **Mar. 9, 1998**

[30] **Foreign Application Priority Data**

Oct. 9, 1997 [XH] Hague Agreement PMA/003871

[51] **LOC (6) Cl.** **06-06**

[52] **U.S. Cl.** **D6/495**

[58] **Field of Search** D6/480-489, 495,
D6/496, 498, 499, 429, 430; 108/150, 153,
155-157, 161; 248/188, 188.1, 188.7

[56] **References Cited**

U.S. PATENT DOCUMENTS

D. 324,615 3/1992 Diffrient D6/495

D. 330,302 10/1992 Heidmann D6/495
D. 366,791 2/1996 Grosfillex D6/495
D. 380,321 7/1997 Grazioli D6/480

Primary Examiner—Janice E. Seeger
Attorney, Agent, or Firm—Dowell & Dowell, P.C.


[57] **CLAIM**

The ornamental design for a table leg, as shown and described.

DESCRIPTION

FIG. 1 is a front perspective view of a table leg showing my new design;
FIG. 2 is a right side view thereof;
FIG. 3 is a left side view thereof;
FIG. 4 is a top plan view thereof;
FIG. 5 is a bottom plan view thereof;
FIG. 6 is a front elevational view thereof; and,
FIG. 7 is a rear elevational view thereof.

1 Claim, 2 Drawing Sheets






FIG. 1




FIG. 2




FIG. 3



FIG. 4



FIG. 5



FIG. 6



FIG. 7