



US00D399674S

United States Patent [19]
Loud

[11] **Patent Number: Des. 399,674**

[45] **Date of Patent: **Oct. 20, 1998**

[54] **MASSAGING SYSTEM SEAT CUSHION**

D. 277,917	3/1985	Slakman	D6/604
D. 330,118	10/1992	Lanius et al.	D6/356
D. 362,126	9/1995	Carger	D6/356
5,060,937	10/1991	Rushatz et al.	5/417 X

[75] Inventor: **Craig M. Loud**, Whittier, Calif.

[73] Assignee: **J B Research, Inc.**, Bellflower, Calif.

[**] Term: **14 Years**

Primary Examiner—Janice E. Seeger
Attorney, Agent, or Firm—Sheldon & Mak

[21] Appl. No.: **79,140**

[57] **CLAIM**

[22] Filed: **Oct. 24, 1997**

The ornamental design for a massaging system seat cushion, as shown and described.

Related U.S. Application Data

DESCRIPTION

[62] Division of Ser. No. 51,541, Mar. 13, 1996.

FIG. 1 is a perspective view of a massaging system seat cushion showing my new design;

[51] **LOC (6) Cl.** **06-09**

FIG. 2 is a view of the front of the cushion shown in FIG. 1;

[52] **U.S. Cl.** **D6/601**

[58] **Field of Search** D6/595-597, 601, D6/604, 611, 356; 5/417-420, 636, 706, 710, 652-654; 297/180.11, 229, 452.43, 0.45

FIG. 3 is a view of the back of the cushion shown in FIG. 1;

FIG. 4 is a top end view of the cushion shown in FIG. 1; FIG. 5 is a bottom end view of the cushion shown in FIG. 1; and,

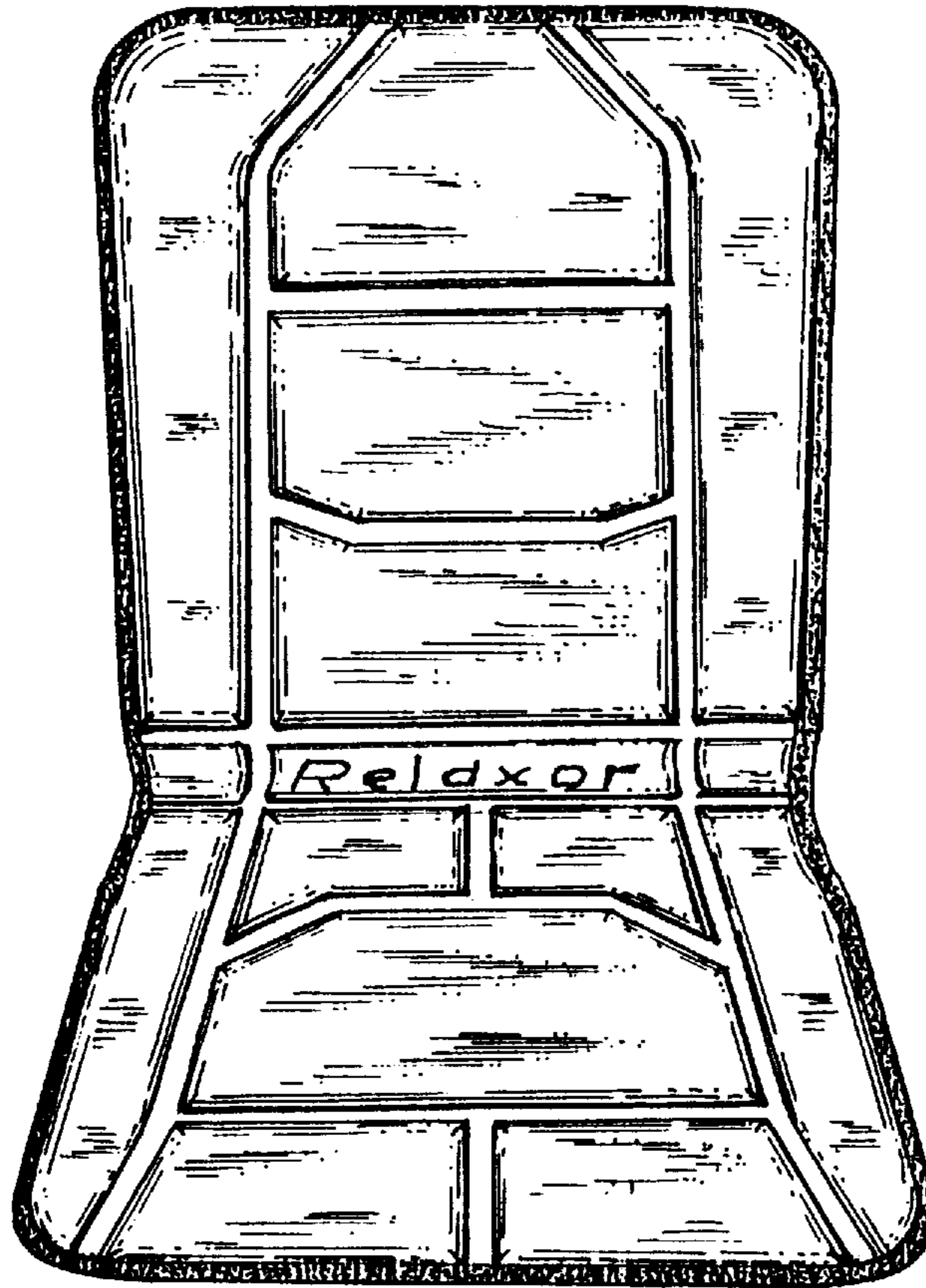
[56] **References Cited**

FIG. 6 is a view of a left side of the cushion shown in FIG. 1, the right side being a mirror image thereof.

U.S. PATENT DOCUMENTS

D. 237,330 10/1975 Skyer D6/356

1 Claim, 3 Drawing Sheets






Fig. 1.




Fig. 2.

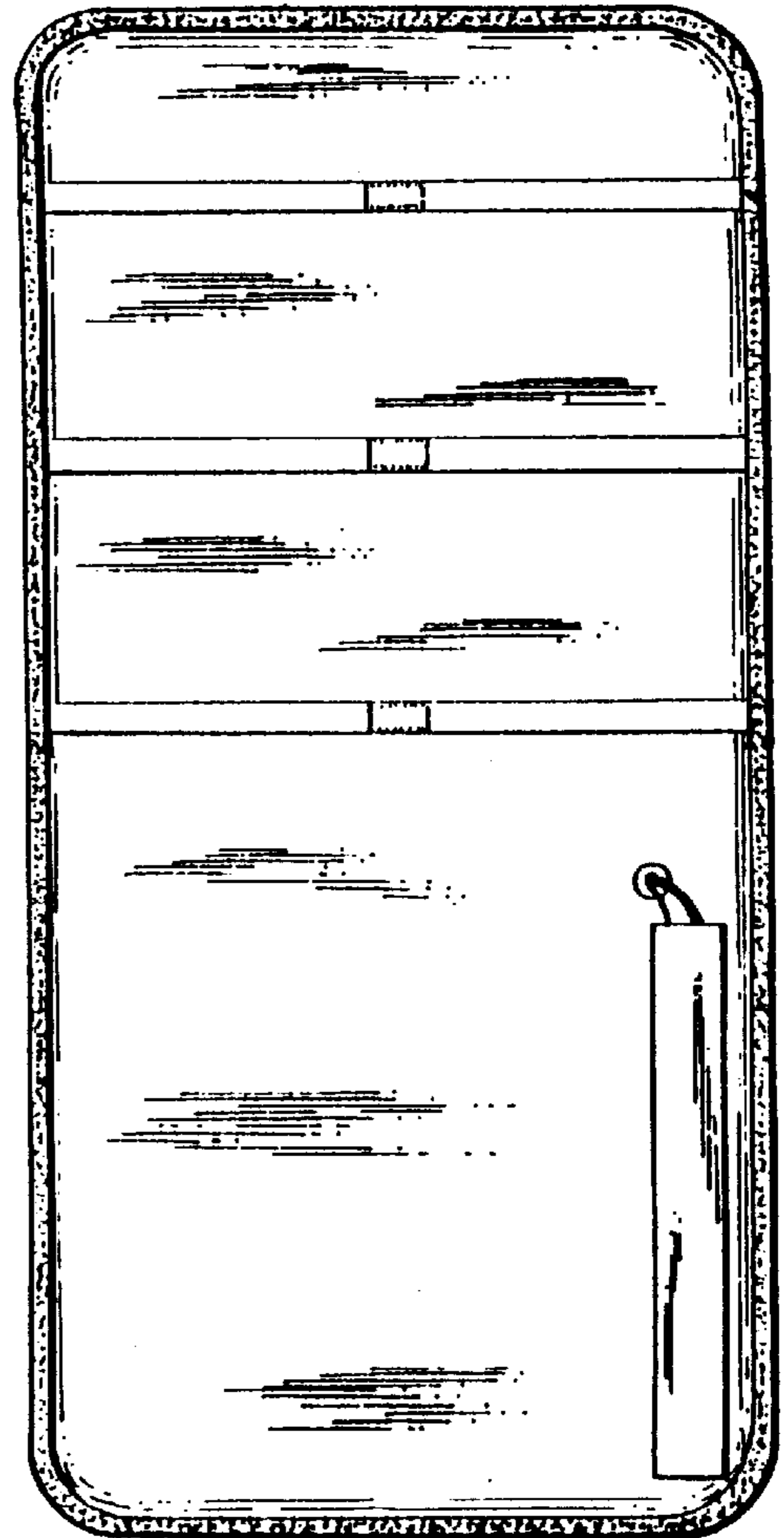


Fig. 3

Fig. 4.




Fig. 5.




Fig. 6.

