



US00D399673S

United States Patent [19]

Gongora et al.

[11] Patent Number: **Des. 399,673**

[45] Date of Patent: ****Oct. 20, 1998**

[54] **DISPLAY TABLE**

[75] Inventors: **Antonio Canton Gongora; Carlos Jesús Cruz Fernandez; José María Muñagorri Enriquez; Juan Carlos Rayo Ortigüela**, all of Madrid, Spain

[73] Assignee: **Telefonica de Espana, S.A.**, Madrid, Spain

[**] Term: **14 Years**

[21] Appl. No.: **62,706**

[22] Filed: **Nov. 21, 1996**

[30] **Foreign Application Priority Data**

May 22, 1996 [ES] Spain 137554

[51] **LOC (6) Cl.** **06-04**

[52] **U.S. Cl.** **D6/478; D6/449**

[58] **Field of Search** D6/478, 421, 422, D6/426, 427, 429, 430, 436, 437, 449, 480, 484; D34/17, 21; 108/1, 6, 48, 106, 107, 108, 109, 144, 149, 152, 60, 177, 126, 128; 211/13, 49.1, 57.1, 59.1, 133-135; 280/47.34, 47.35

[56] **References Cited**

U.S. PATENT DOCUMENTS

D. 204,493 4/1966 Lott D34/21

D. 289,116 4/1987 Kando D6/478 X
D. 376,278 12/1996 Zivari D6/421
3,517,623 6/1970 Goldstein et al. 108/60
3,538,863 11/1970 Howard et al. 108/107 X
3,557,791 1/1971 Duffy 108/6 X

Primary Examiner—James Gandy
Assistant Examiner—Linda Brooks
Attorney, Agent, or Firm—Reid & Priest L.L.P.


[57] **CLAIM**

The ornamental design for a display table, as shown and described.

DESCRIPTION

FIG. 1 is a front perspective view of a display table embodying the new and ornamental design;
FIG. 2 is a rear perspective view thereof;
FIG. 3 is a bottom plan view of FIG. 1 on a reduced scale;
FIG. 4 is a front elevation view of FIG. 3;
FIG. 5 is a left side elevation view of FIG. 3;
FIG. 6 is a rear elevation view of the display table of FIG. 3;
FIG. 7 is a right side elevation view of FIG. 3; and,
FIG. 8 is a top plan view of FIG. 3.

1 Claim, 3 Drawing Sheets



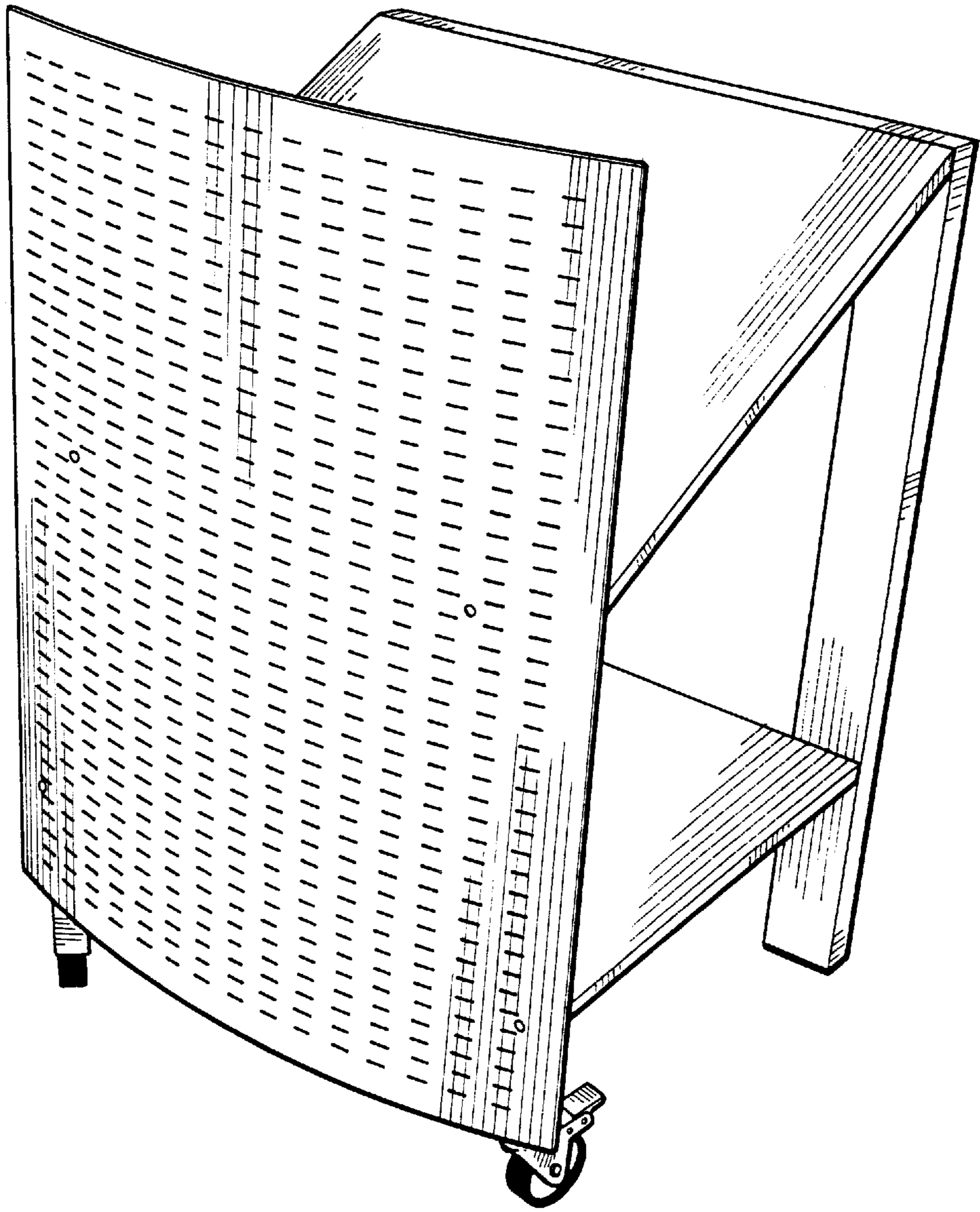


FIG.1




FIG. 2




FIG. 3

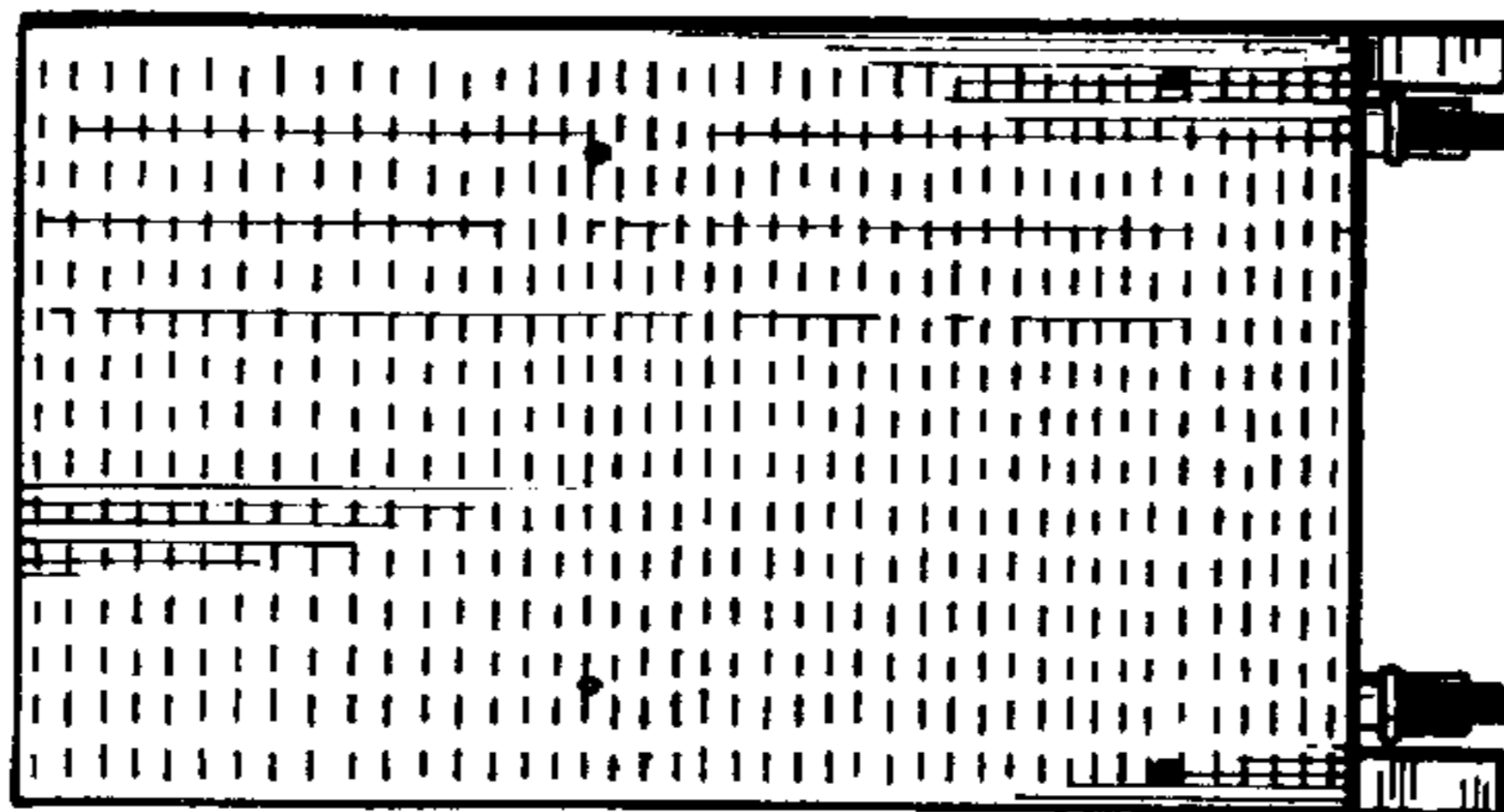


FIG. 4

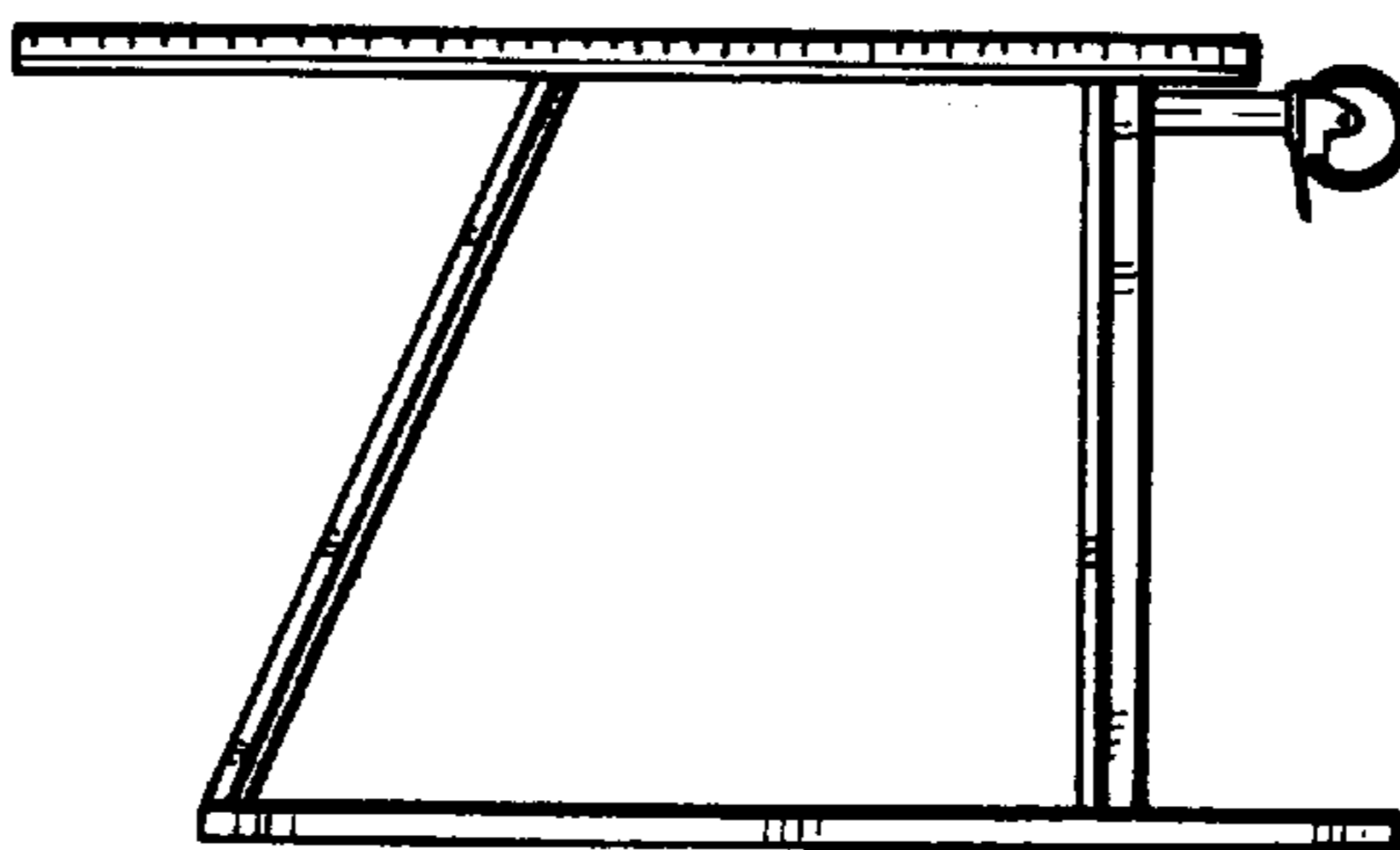


FIG. 5

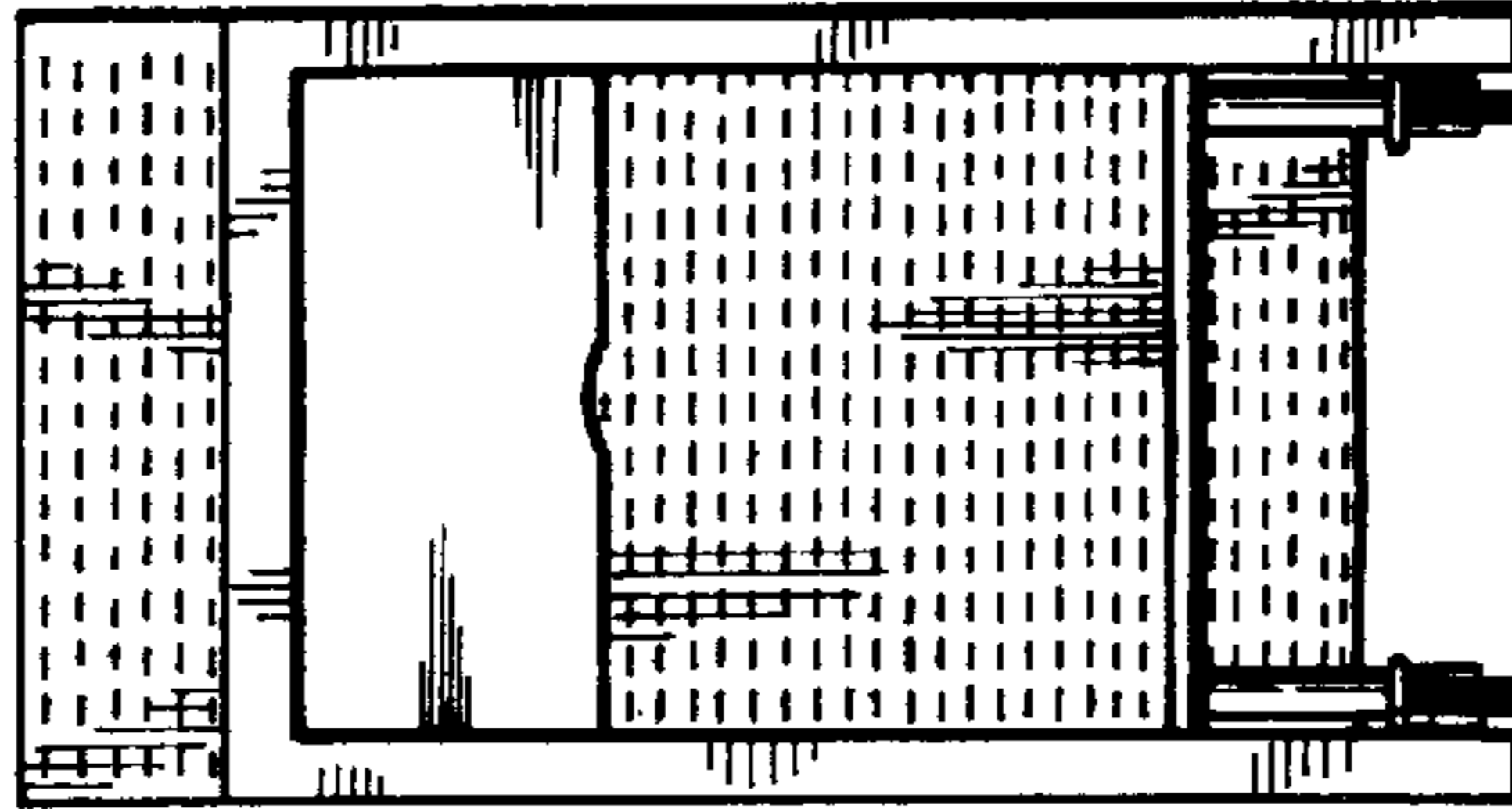


FIG. 6

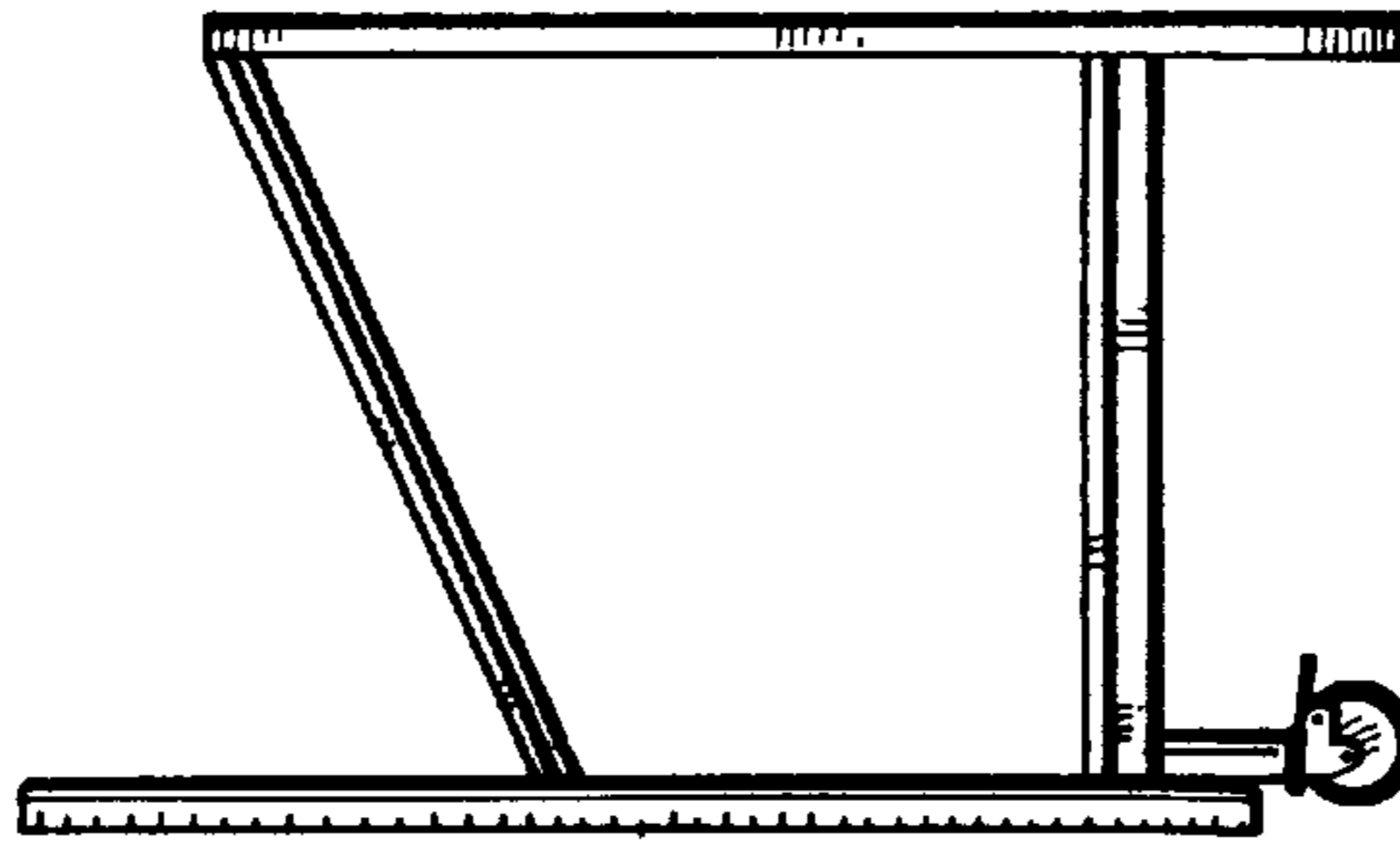


FIG. 7




FIG. 8