



US00D399671S

United States Patent [19]

Arvans

[11] **Patent Number: Des. 399,671**

[45] **Date of Patent: **Oct. 20, 1998**

[54] **PLATE CARRIER**

[76] Inventor: **Robert S. Arvans**, 133 Chaucer Ct., Willowbrook, Ill. 60521

[**] Term: **14 Years**

[21] Appl. No.: **73,495**

[22] Filed: **Jul. 14, 1997**

D. 174,912	6/1955	Mangin	D6/415
D. 237,565	11/1975	Warren et al.	D6/458
D. 361,449	8/1995	Rittenberg	D6/462
2,956,686	10/1960	Garey	211/74
3,168,229	2/1965	Heifetz	211/41.2 X

Primary Examiner—James Gandy
Assistant Examiner—Linda Brooks
Attorney, Agent, or Firm—Eugene F. Friedman

Related U.S. Application Data

[62] Division of Ser. No. 60,963, Oct. 15, 1996.

[51] **LOC (6) Cl.** **06-04**

[52] **U.S. Cl.** **D6/462**

[58] **Field of Search** D6/462, 466-468, D6/415, 458; D3/315; 211/74, 41.1, 41.2, 41.4, 181.1; D7/601, 602, 388, 396.1; 248/97, 175, 176.1

References Cited

U.S. PATENT DOCUMENTS

152,550 6/1874 Collins 211/181.1 X

CLAIM

[57]

The ornamental design for a plate carrier, as shown and described.

DESCRIPTION

FIG. 1 is a top, right side, front isometric view of a plate carrier showing my new design;

FIG. 2 is a bottom, left side, rear isometric view thereof; and,

FIG. 3 is a top plan view thereof.

1 Claim, 1 Drawing Sheet

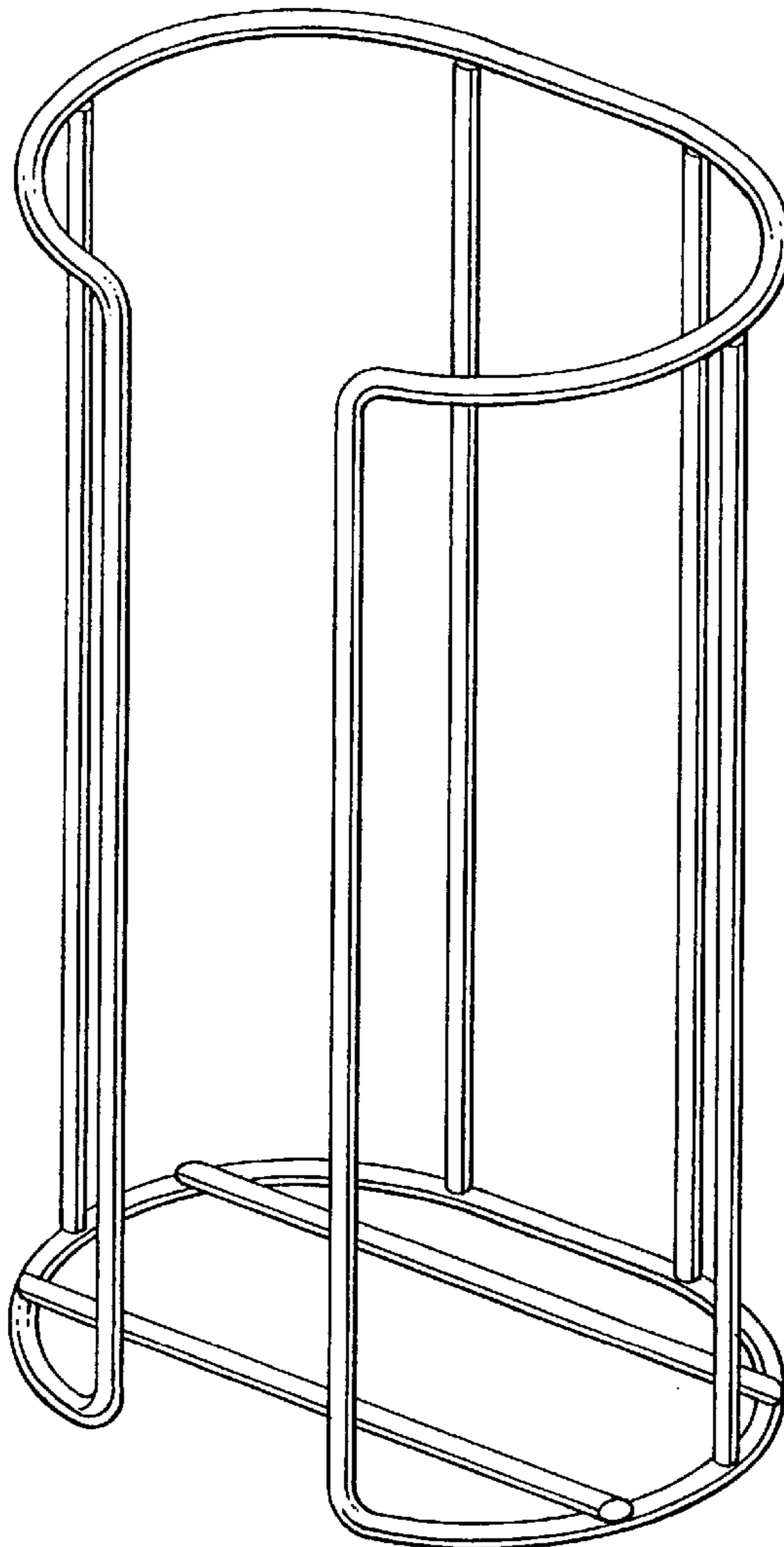


FIG. 1

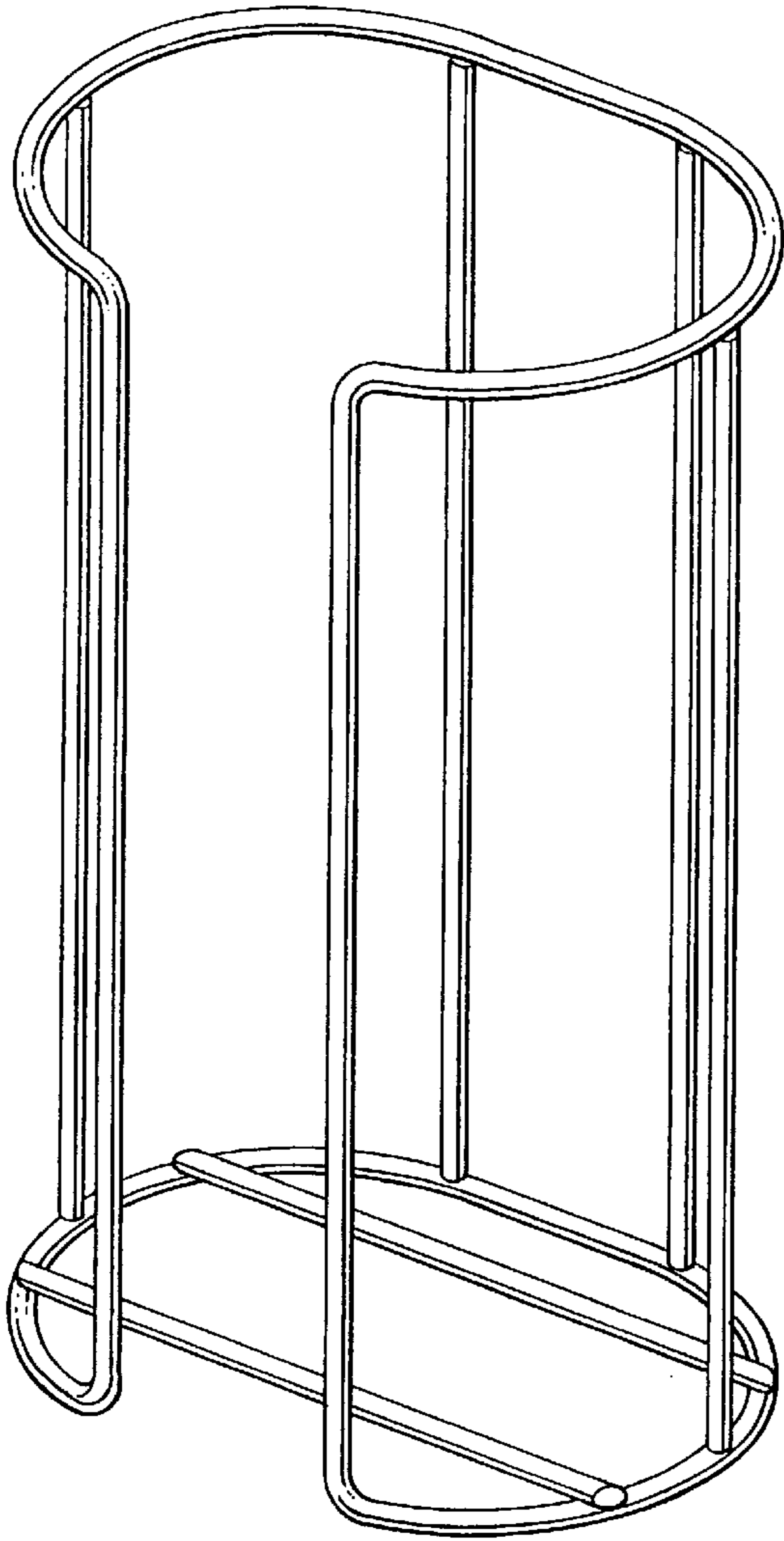


FIG. 2

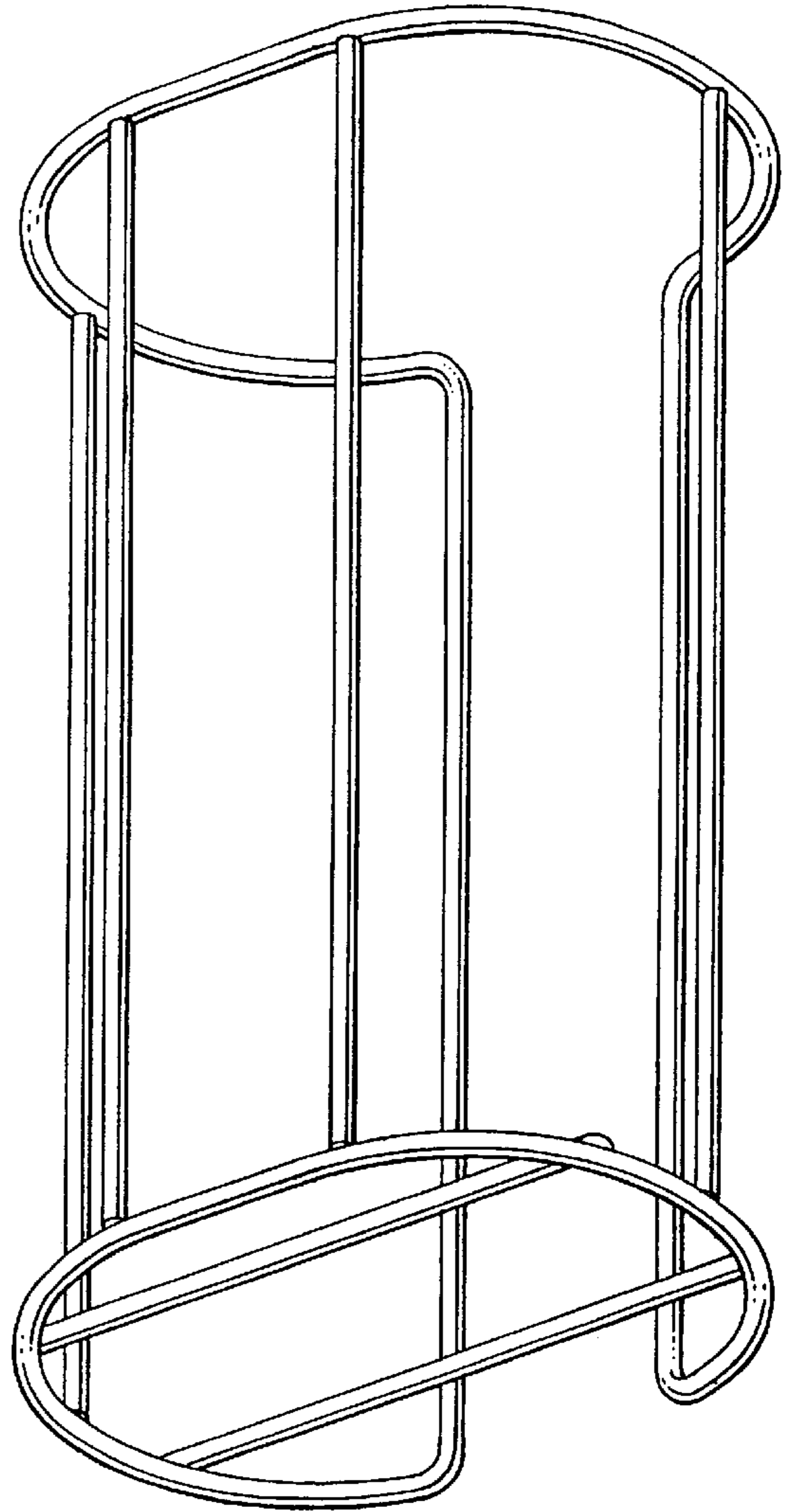


FIG. 3

