



US00D399666S

United States Patent [19]
Muller

[11] **Patent Number: Des. 399,666**

[45] **Date of Patent: **Oct. 20, 1998**

[54] **CHAIR**

[76] Inventor: **Carl A. Muller**, 1856 N. Harding,
Altadena, Calif. 91001

[**] Term: **14 Years**

[21] Appl. No.: **73,583**

[22] Filed: **Jul. 11, 1997**

[51] **LOC (6) Cl.** **06-01**

[52] **U.S. Cl.** **D6/370; D6/379; D6/380**

[58] **Field of Search** D6/334, 370, 374,
D6/376, 379, 380, 500, 501, 502; 297/446.1,
452.63

[56] **References Cited**

U.S. PATENT DOCUMENTS

- D. 121,072 6/1940 Johnson D6/370
- D. 311,098 10/1990 Lee et al. D6/380
- D. 331,501 12/1992 Grosfillex D6/370

- D. 336,382 6/1993 Hubert D6/370
- D. 338,115 8/1993 Grosfillex D6/370
- D. 340,364 10/1993 Caldwell D6/370

Primary Examiner—Gary D. Watson
Attorney, Agent, or Firm—George W. Finch

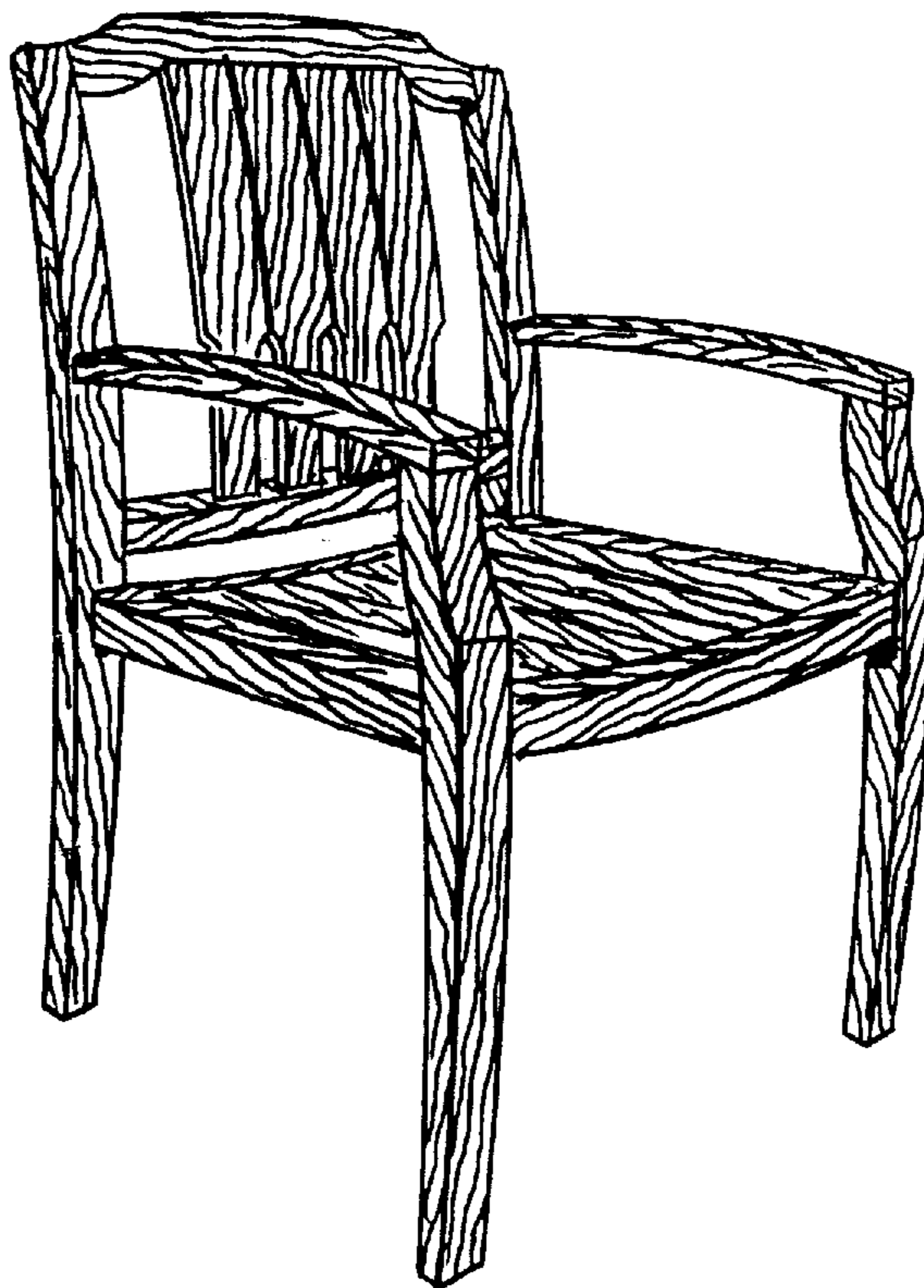
[57] **CLAIM**

The ornamental design for a chair, as shown.

DESCRIPTION

FIG. 1 is a perspective view showing the front side, right side, and top of the ornamental design;
FIG. 2 is a top plan view of the same;
FIG. 3 is a front elevational view of the same;
FIG. 4 is a bottom view of the same;
FIG. 5 is a right side elevational view of the same;
FIG. 6 is a back elevational view of the same, and,
FIG. 7 is a left side elevational view of the same.

1 Claim, 2 Drawing Sheets






FIG. 1




FIG. 2

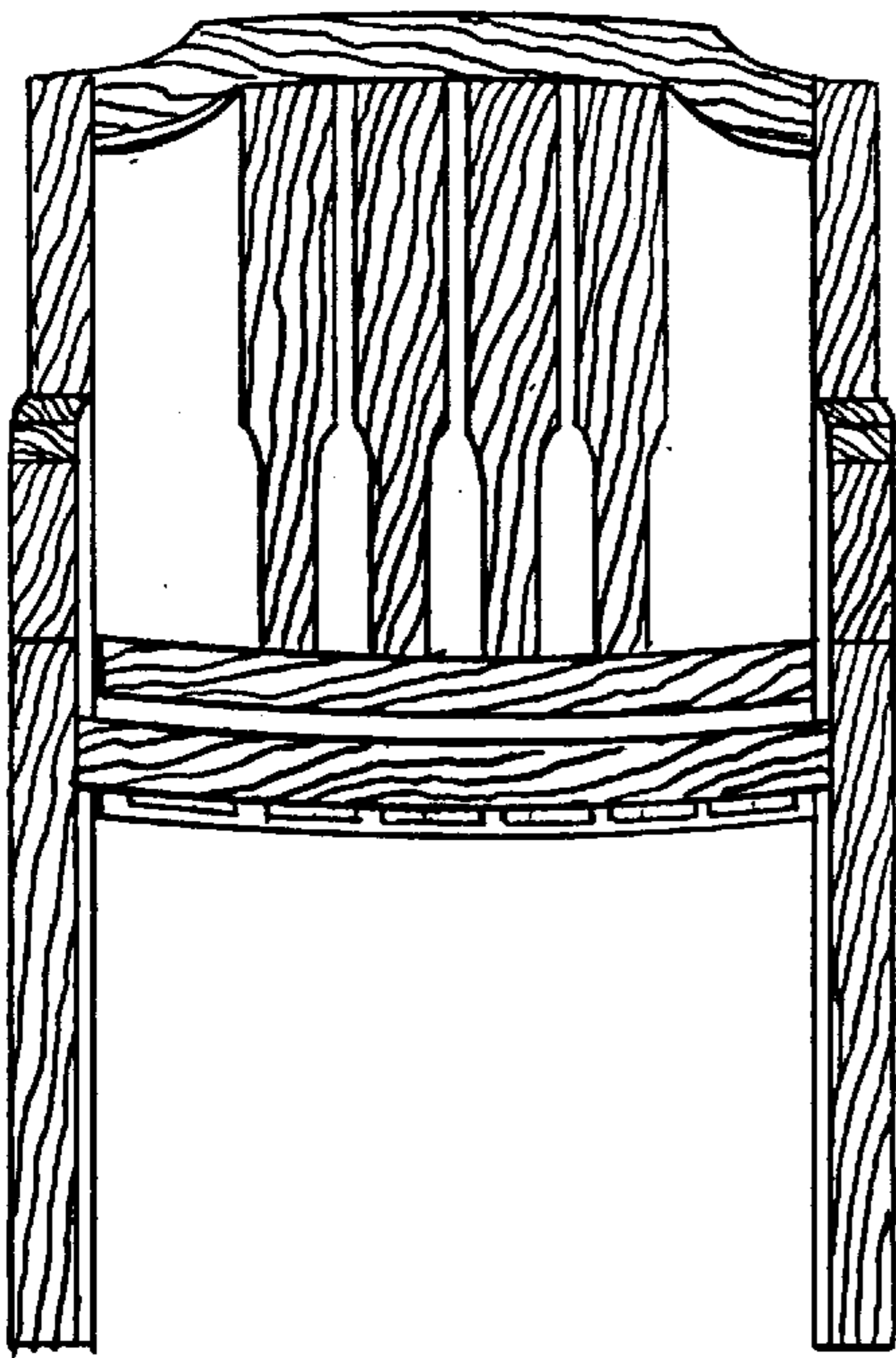


FIG. 3




FIG. 4




FIG. 5

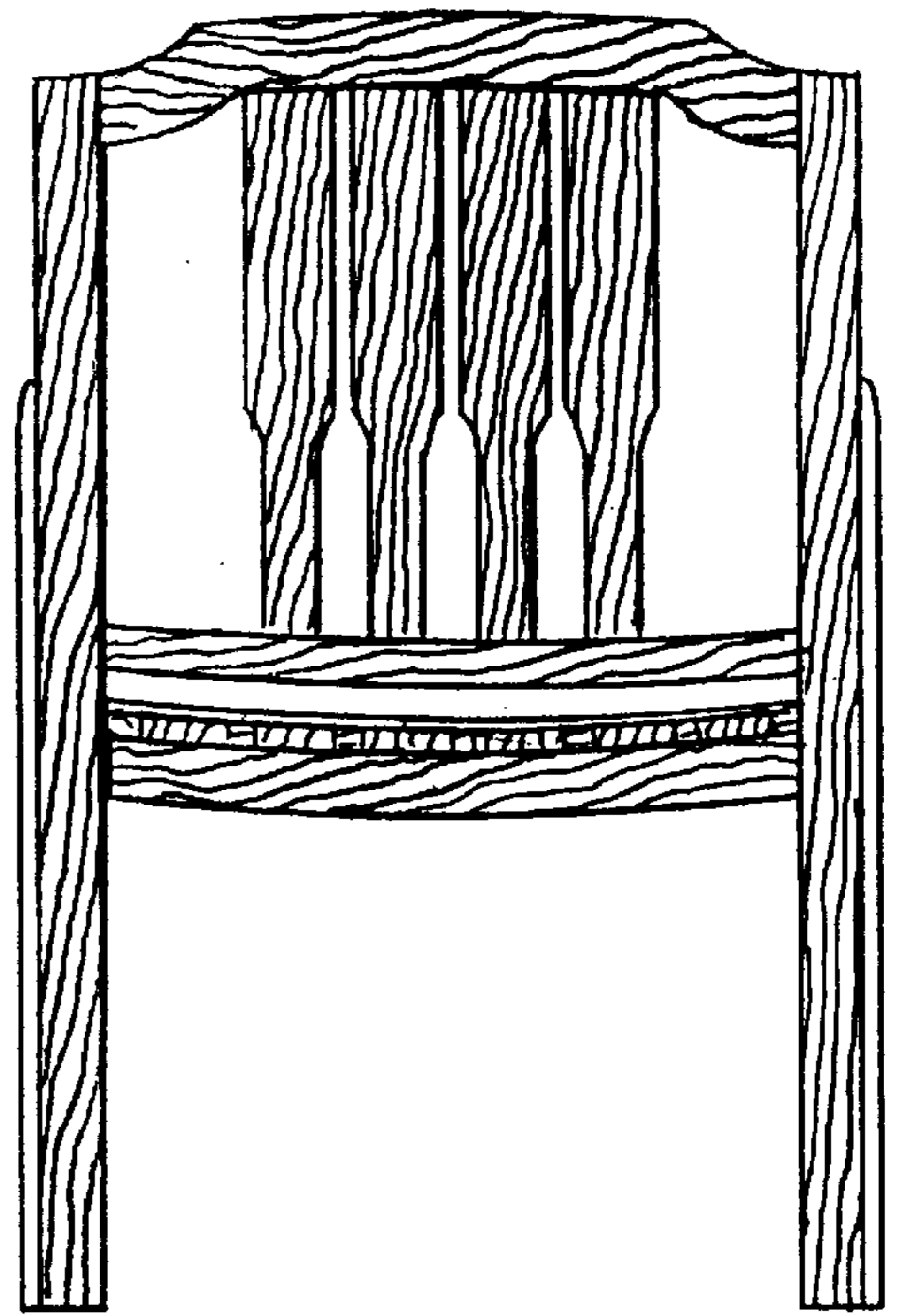


FIG. 6




FIG. 7