



US00D399659S

United States Patent [19]

[11] **Patent Number: Des. 399,659**

Reiland et al.

[45] **Date of Patent: **Oct. 20, 1998**

[54] **INFANT CARRIER SEAT**

[75] Inventors: **Mary J. Reiland; Kenneth H. Reiland**, both of Apple Valley; **David Lehse**, Oakdale, all of Minn.

[73] Assignee: **Four D, Inc.**, Apple Valley, Minn.

[**] Term: **14 Years**

5,076,599	12/1991	Lockett et al.	280/204
5,149,114	9/1992	Lewandowski et al.	280/33.992
5,176,395	1/1993	Garforth-Bles	280/415.1
5,188,389	2/1993	Baechler et al.	280/650
5,203,578	4/1993	Davidson et al.	280/33.991
5,263,726	11/1993	Wood	280/33.992
5,277,473	1/1994	Kelly et al.	297/250.1
5,312,122	5/1994	Doty	280/33.992
5,573,258	11/1996	Reiland et al.	280/33.993

[21] Appl. No.: **66,415**

[22] Filed: **Feb. 13, 1997**

[51] **LOC (6) Cl.** **06-01**

[52] **U.S. Cl.** **D6/333**

[58] **Field of Search** D6/329-331, 333-336, D6/338-344, 347; D12/128, 129, 130, 133; 297/250.1, 256.16, 252-254, 256.15, 256.17, 467

[56] **References Cited**

U.S. PATENT DOCUMENTS

D. 281,365	11/1985	Gugler	D34/27
D. 302,410	7/1989	Tucker et al.	D6/333 X
D. 318,550	7/1991	Stefano	D34/21
D. 321,992	12/1991	Butler	D6/333 X
D. 330,103	10/1992	Andrews, Jr. et al.	D34/20
D. 356,414	3/1995	Fridolph	D34/27
D. 357,105	4/1995	Reiland et al.	D34/27
2,420,088	5/1947	Milburn	280/47
2,997,311	8/1961	Umanoff	280/33.99
3,044,801	7/1962	Vicany	280/202
3,497,234	2/1970	Schray	280/33.99
3,575,250	4/1971	Dykes	180/11
3,834,726	9/1974	Hobza	280/87.04 R
3,922,035	11/1975	Wener	297/253 X
3,953,046	4/1976	Johansson	280/644
4,610,454	9/1986	Gill	280/33.99 A
4,650,199	3/1987	Rehrig	280/33.99 S
4,771,840	9/1988	Keller	180/11
5,011,169	4/1991	Henderson et al.	280/202

FOREIGN PATENT DOCUMENTS

4202428	8/1992	Germany	280/33.992
4219121	12/1993	Germany	280/204
4317228	12/1993	Germany	280/33.993

Primary Examiner—James Gandy
Assistant Examiner—Linda Brooks
Attorney, Agent, or Firm—Faegre & Benson LLP

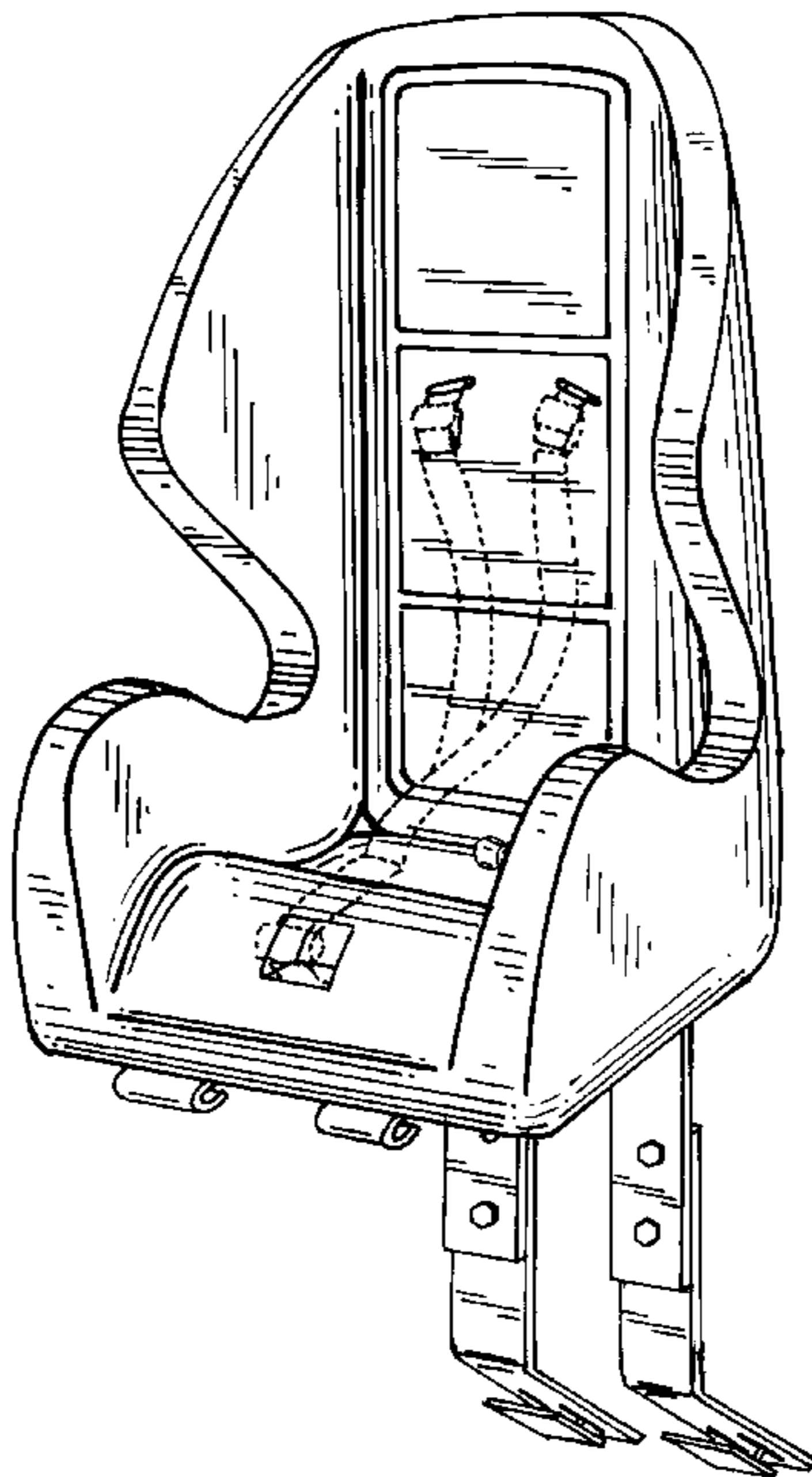
[57] CLAIM

The ornamental design for a infant carrier seat, as shown and described.

DESCRIPTION

FIG. 1 is a perspective view of the present infant carrier seat, with straps shown in broken lines for purposes of illustration only and forming no part of the claimed design; FIG. 2 is a perspective view of the infant carrier seat of FIG. 1 on a reduced scale showing a second infant carrier seat and shopping carts in broken lines for illustrative purposes only and forming no part of the claimed design; FIG. 3 is an enlarged fragmentary side elevational view of FIG. 2; FIG. 4 is a front view of the infant carrier seat of FIG. 1 on a reduced scale. FIG. 5 is a side view of the infant carrier seat of FIG. 4; FIG. 6 is a rear view of the infant carrier seat of FIG. 4; FIG. 7 is a top view of the infant carrier seat of FIG. 4; and, FIG. 8 is a bottom view of the infant carrier seat of FIG. 4.

1 Claim, 4 Drawing Sheets



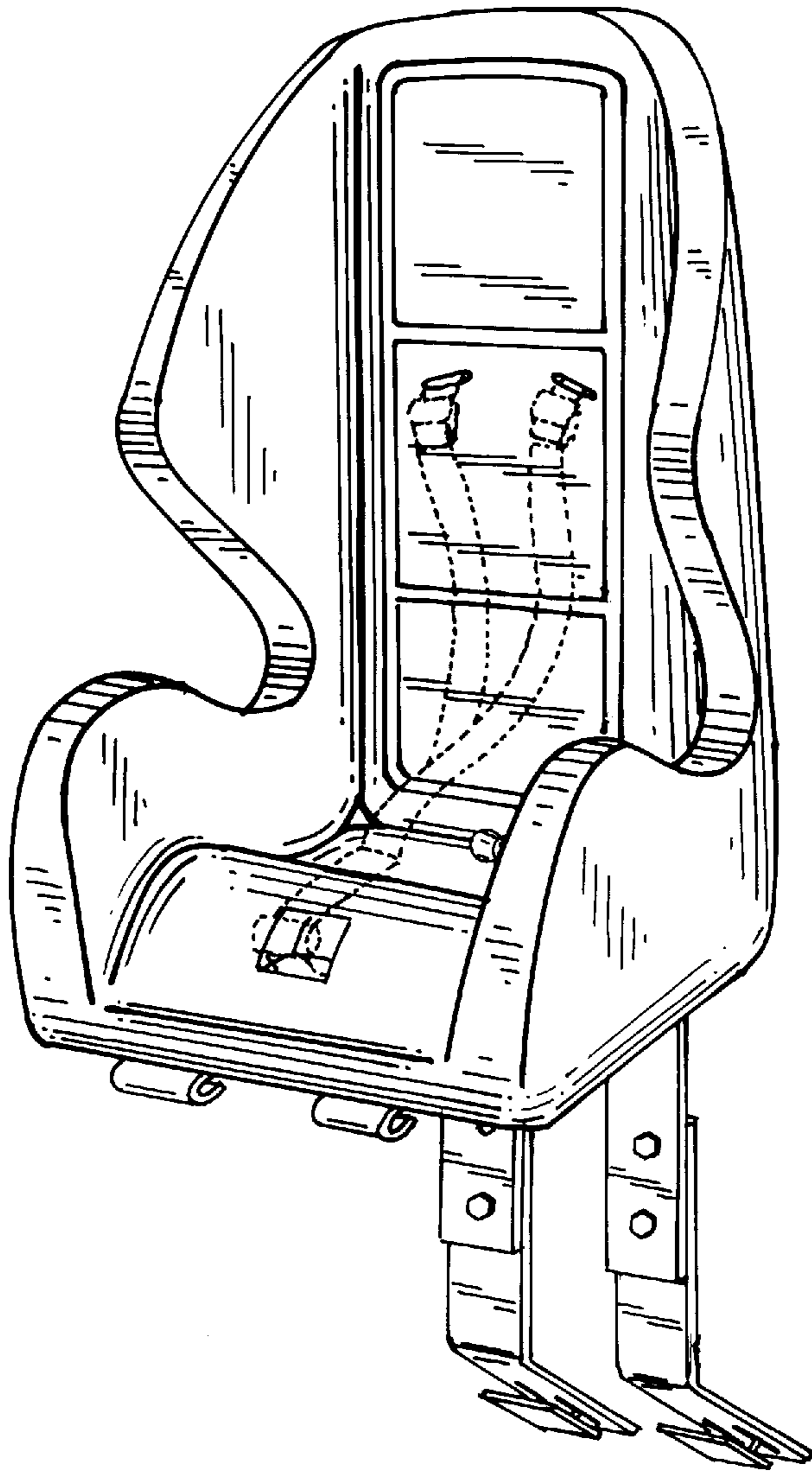
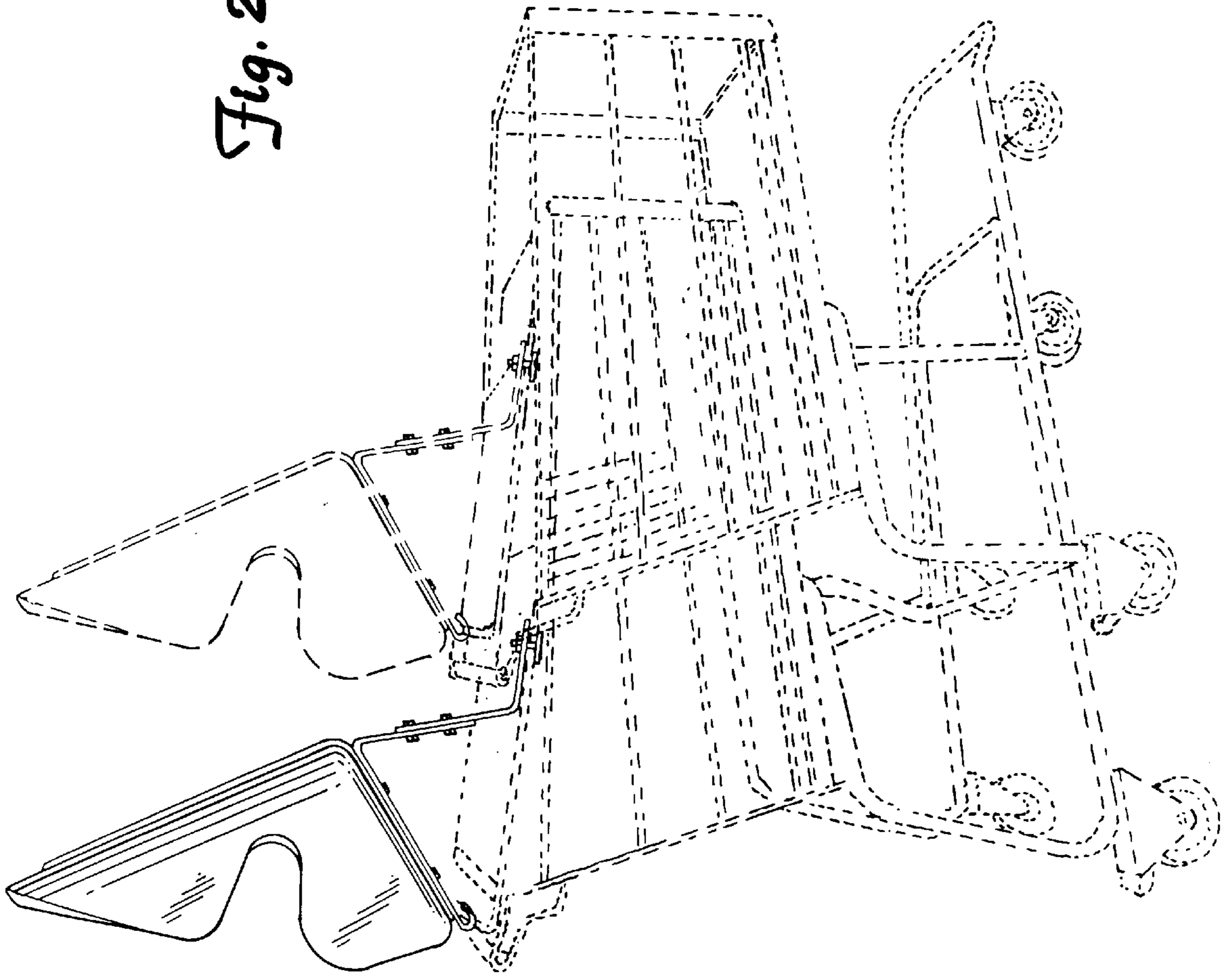


Fig. 1

Fig. 2



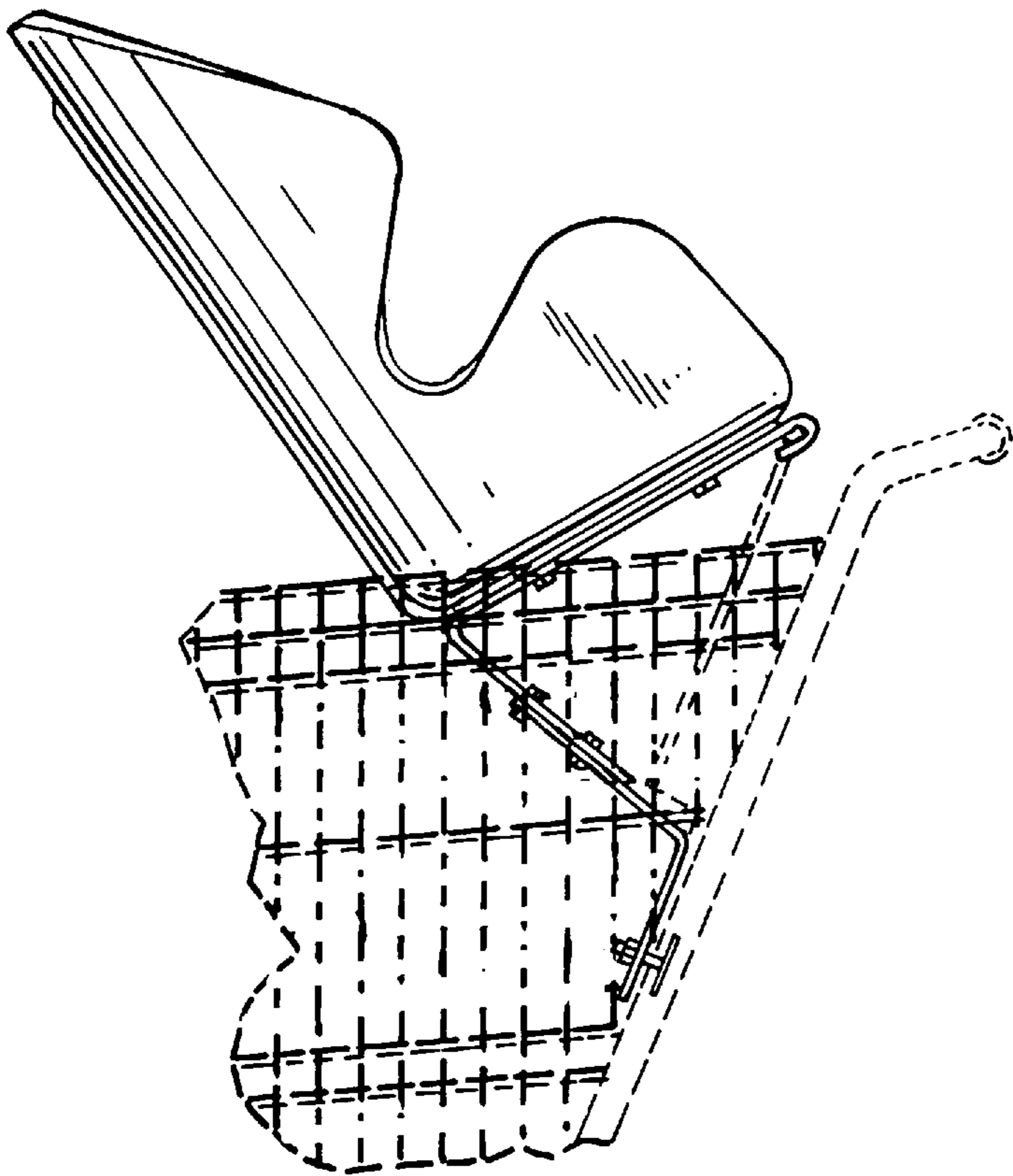


Fig. 3




Fig. 4

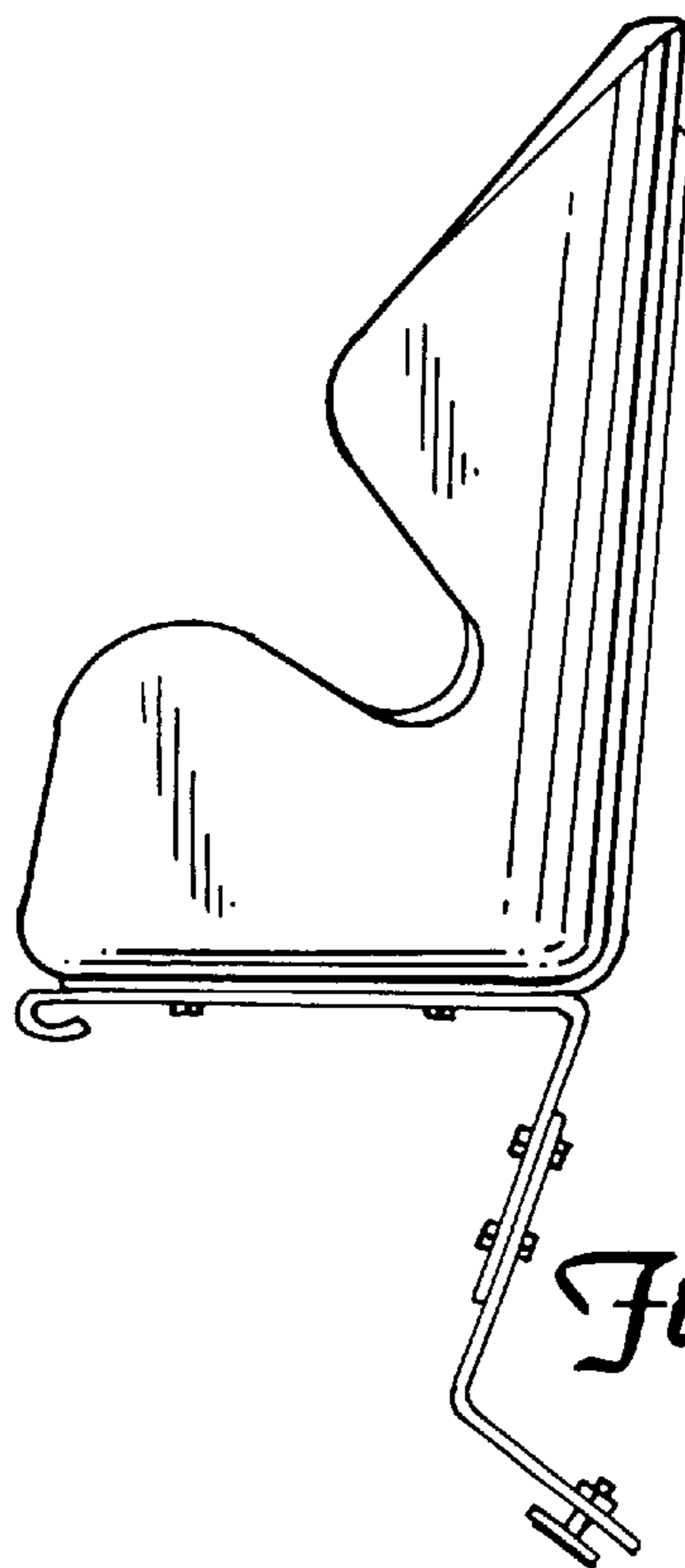


Fig. 5

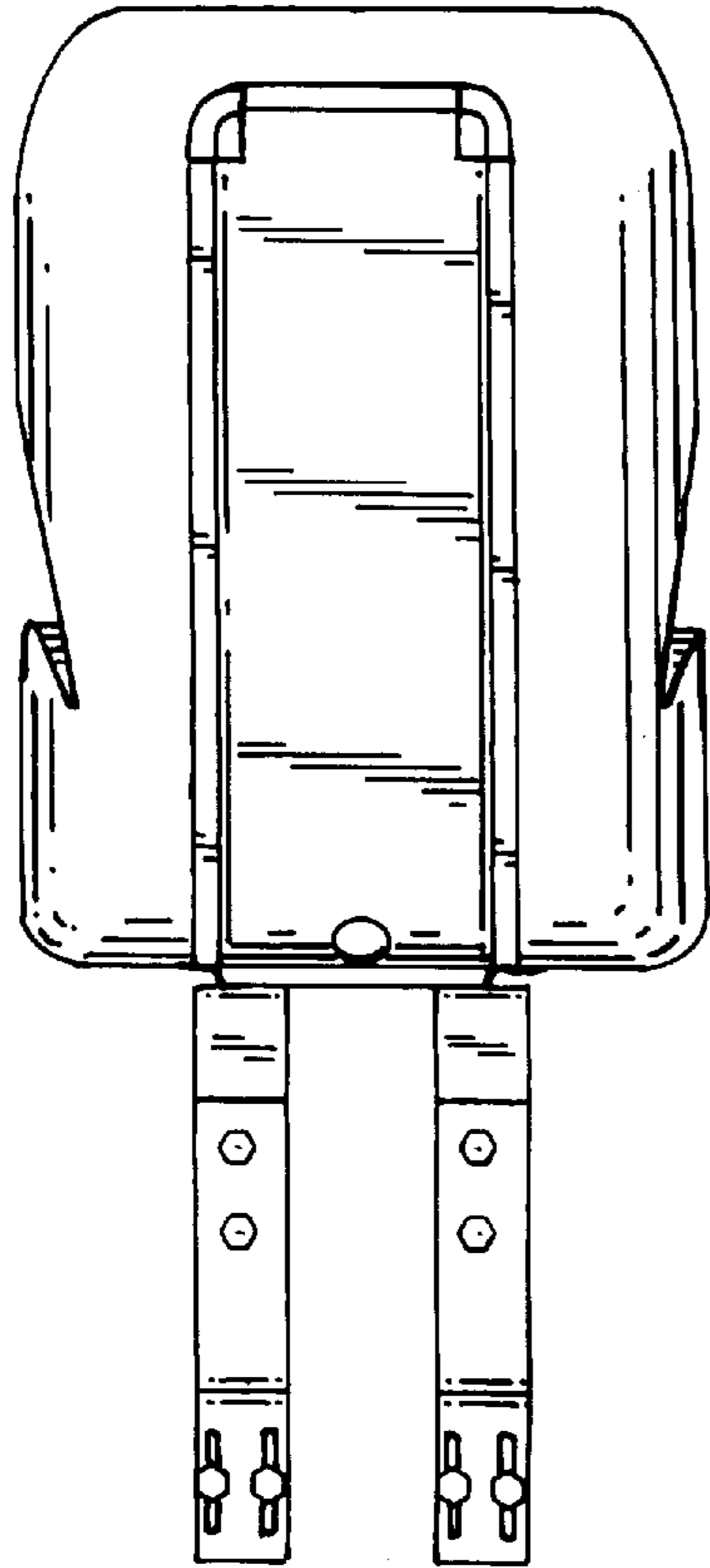


Fig. 6

Fig. 7




Fig. 8

