



US00D399657S

United States Patent [19]

Davanzo

[11] **Patent Number: Des. 399,657**

[45] **Date of Patent: **Oct. 20, 1998**

[54] **SELF-DISPENSING SQUEEZE TOOTHBRUSH**

[76] Inventor: **Jerry Davanzo**, 27302 Strawberry 8-104, Farmington Hills, Mich. 48334

[**] Term: **14 Years**

[21] Appl. No.: **68,217**

[22] Filed: **Mar. 20, 1997**

[51] **LOC (6) Cl.** **04-02**

[52] **U.S. Cl.** **D4/108; D4/114**

[58] **Field of Search** D4/101, 104-112, D4/114, 134, 138; 15/22.1, 143.1, 167.1, 167.2; 132/308, 309, 311; 401/143, 156, 162, 183, 184, 171-175, 273, 268, 276, 278-281, 286, 287

[56] **References Cited**

U.S. PATENT DOCUMENTS

- D. 224,187 7/1972 Klepper D4/104
- D. 292,447 10/1987 Macias D4/104
- 829,449 8/1906 Whaley et al. 401/276 X
- 1,340,115 5/1920 Breining 132/311 X

- 1,629,905 5/1927 Bjorkholtz 401/276 X
- 3,081,783 3/1963 Miller 401/143 X
- 3,242,928 3/1966 Peters 401/273 X
- 4,457,641 7/1984 Smith 401/173 X

FOREIGN PATENT DOCUMENTS

24019 of 1911 United Kingdom 401/278

Primary Examiner—Alan P. Douglas
Assistant Examiner—Lavone D. Tabor



[57] **CLAIM**

The ornamental design for a self-dispensing squeeze toothbrush, as shown.

DESCRIPTION

FIG. 1 is a left side elevational view of a self-dispensing squeeze toothbrush showing my new design; FIG. 2 is a right side elevational view thereof; FIG. 3 is a rear elevational view thereof; FIG. 4 is a front elevational view thereof; FIG. 5 is a top plan view thereof; and, FIG. 6 is a bottom plan view thereof.

1 Claim, 3 Drawing Sheets






Fig. 1




Fig. 2

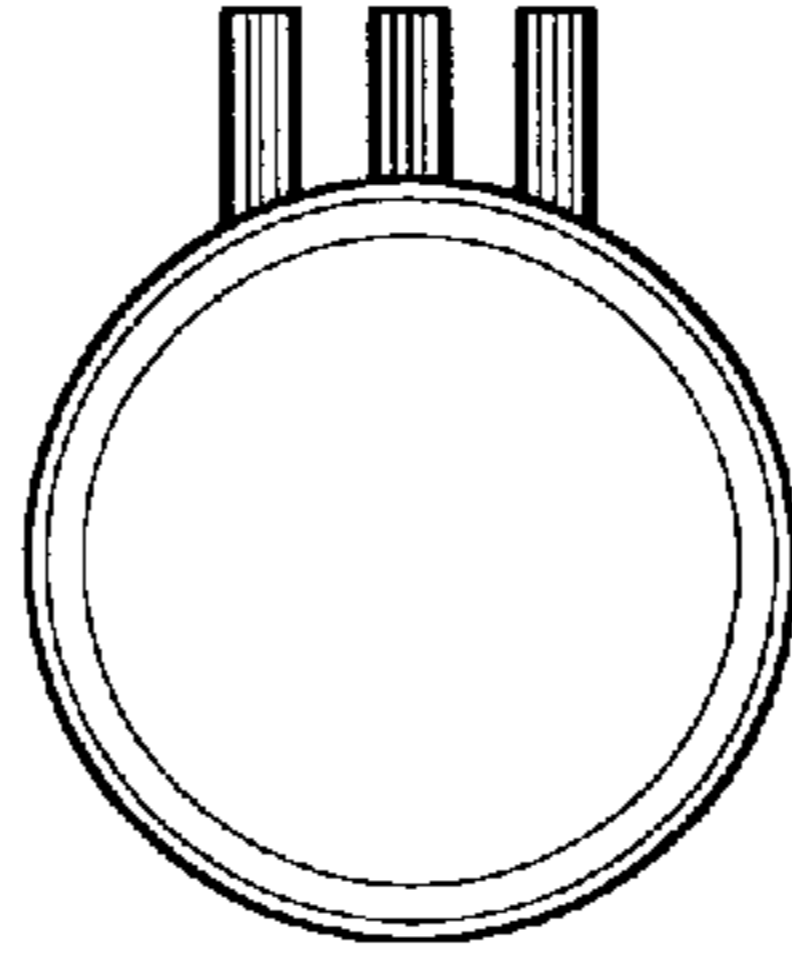


Fig. 3

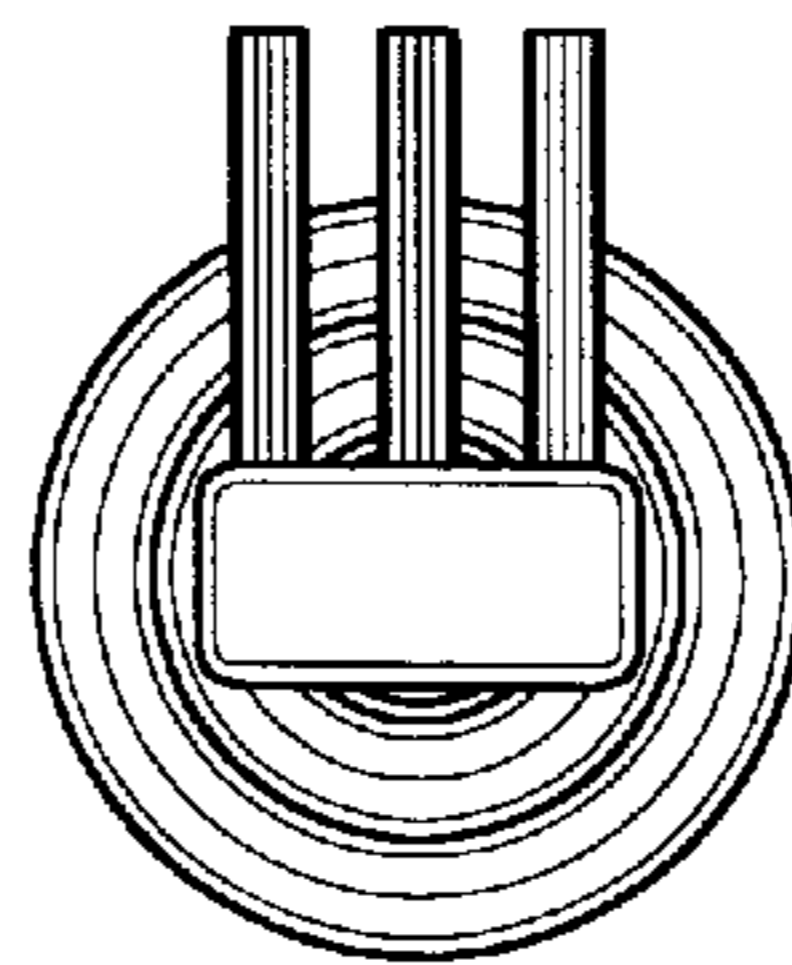


Fig. 4




Fig. 5




Fig. 6