



US00D399652S

# United States Patent [19] Fang

[11] Patent Number: **Des. 399,652**

[45] Date of Patent: **\*\*Oct. 20, 1998**

[54] **TOOL BOX**

[76] Inventor: **Zen-Chieh Fang**, No. 2, Lane 565,  
Chung Cheng Rd., Wu Feng Hsiang,  
Taichung Hsien, Taiwan, Taiwan

[\*\*] Term: **14 Years**

[21] Appl. No.: **76,285**

[22] Filed: **Sep. 2, 1997**

[51] **LOC (6) Cl.** ..... **03-01**

[52] **U.S. Cl.** ..... **D3/282; D3/276**

[58] **Field of Search** ..... D3/273, 276, 281,  
D3/282, 294, 905; 206/372, 373, 349; 190/100,  
110, 111, 112, 113

[56] **References Cited**

**U.S. PATENT DOCUMENTS**

D. 314,667	2/1991	Hussain	.....	D3/274
D. 367,557	3/1996	Chang	.....	D3/276
D. 368,371	4/1996	Calmiese	.....	D3/276

D. 382,115	8/1997	Chang	.....	D3/282
5,203,469	4/1993	Chang et al.	.....	220/331
5,429,235	7/1995	Chen	.....	206/373

*Primary Examiner*—Philip S. Hyder  
*Attorney, Agent, or Firm*—Peterson, Wicks, Nemer &  
Kamrath, P.A.

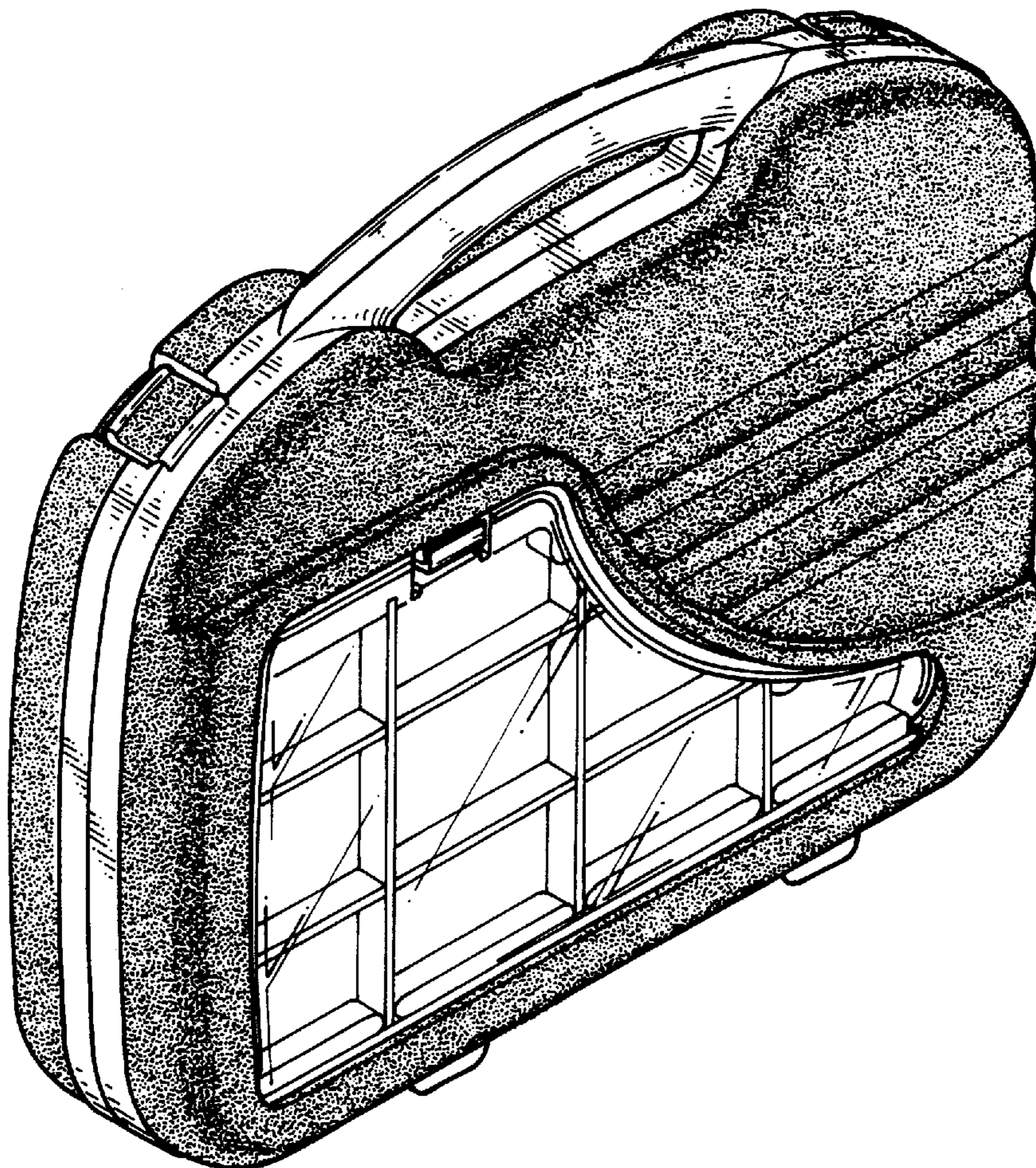
[57] **CLAIM**

The ornamental design for a tool box, as shown and described.

**DESCRIPTION**

FIG. 1 is a front-left-top perspective view of a tool box, showing my new design;  
FIG. 2 is a front elevational view thereof;  
FIG. 3 is a rear elevational view thereof;  
FIG. 4 is a left elevational view thereof;  
FIG. 5 is a right elevational view thereof;  
FIG. 6 is a top plan view thereof; and,  
FIG. 7 is a bottom plan view thereof.

**1 Claim, 5 Drawing Sheets**



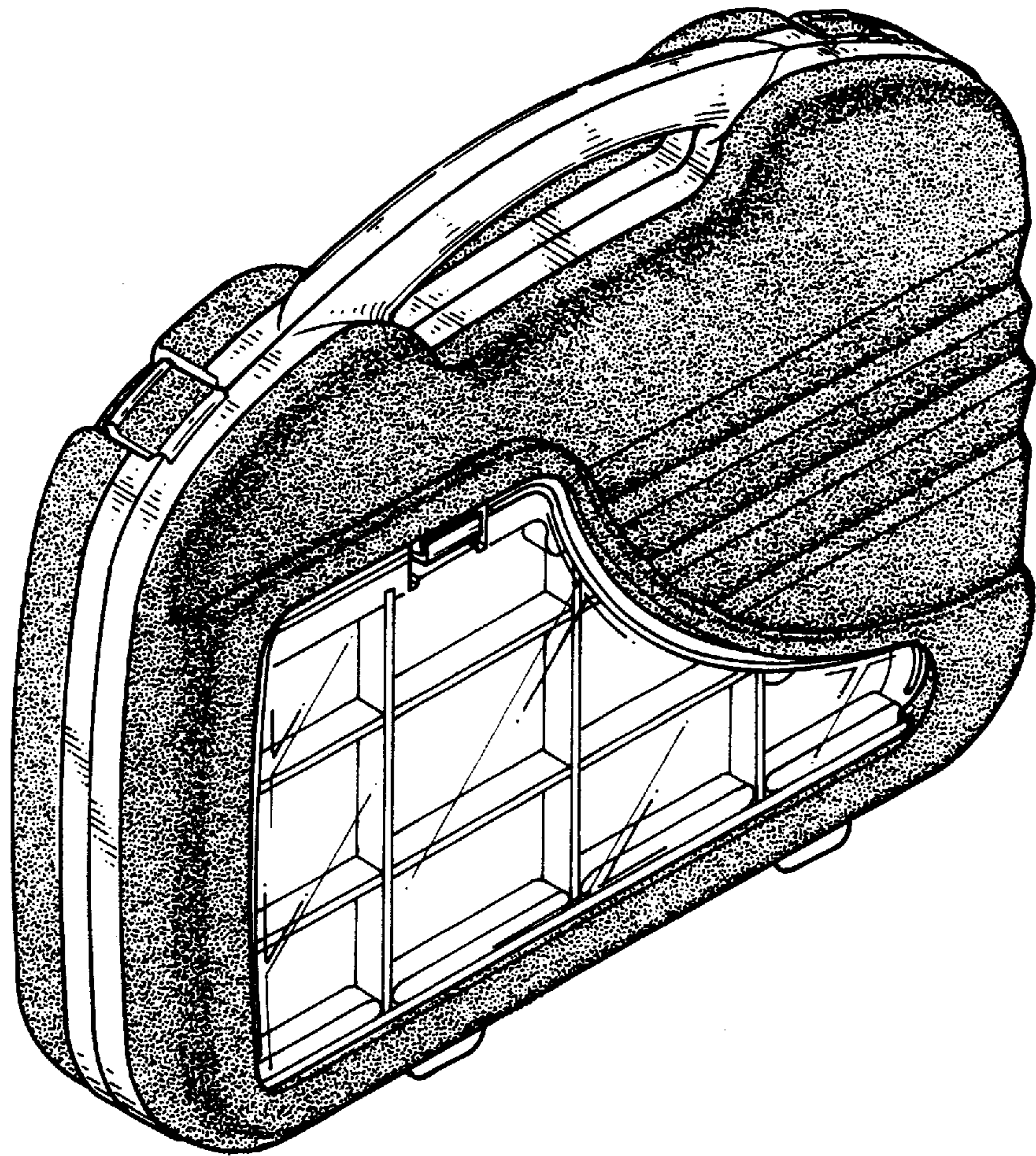


FIG. 1

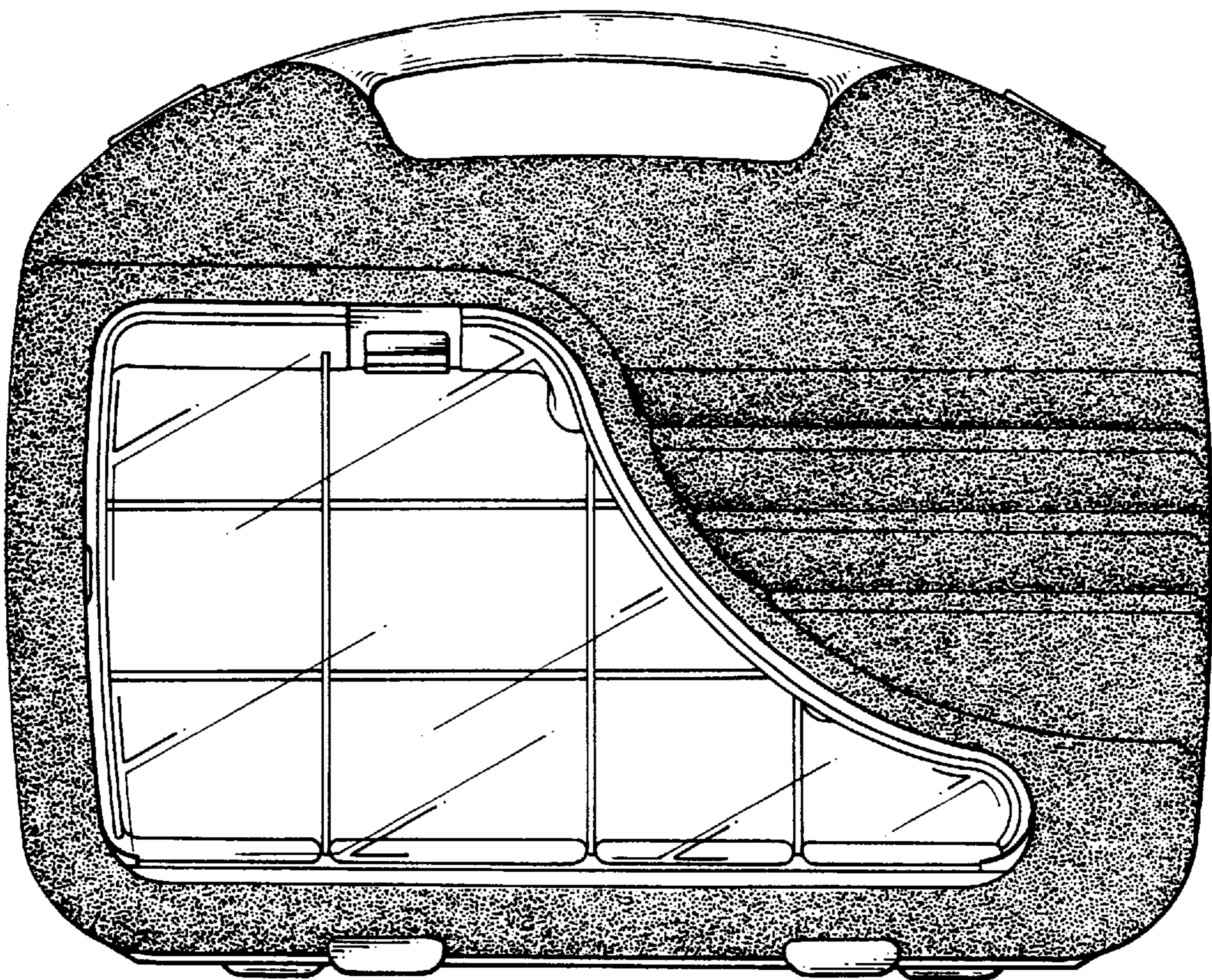


FIG. 2




FIG. 3

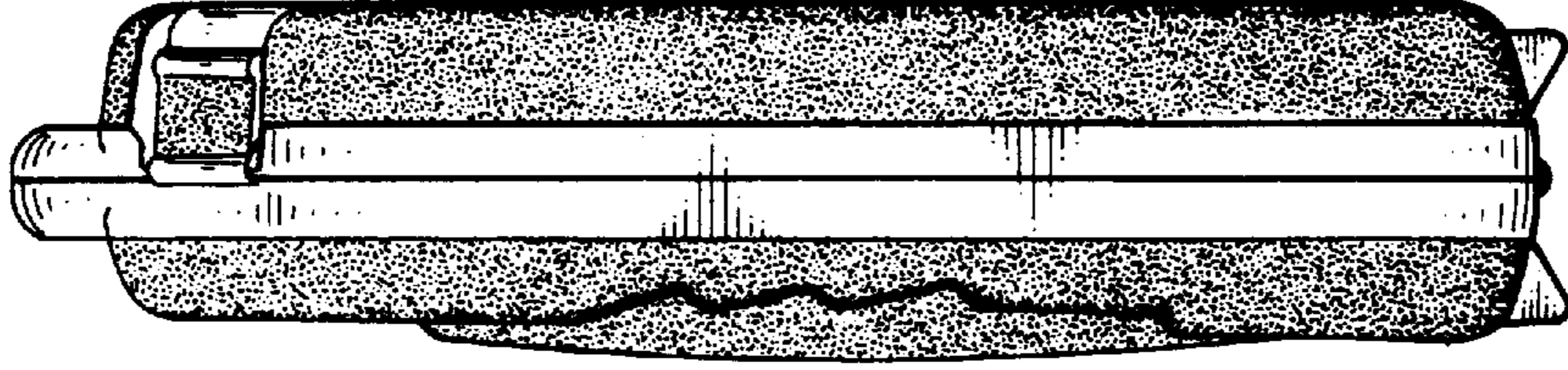


FIG. 5

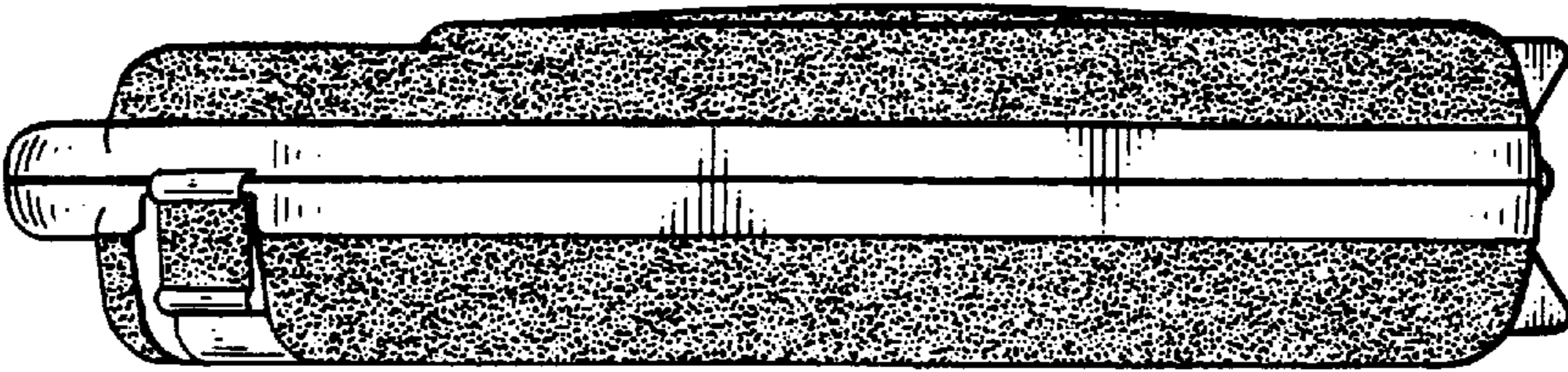


FIG. 4




FIG. 6

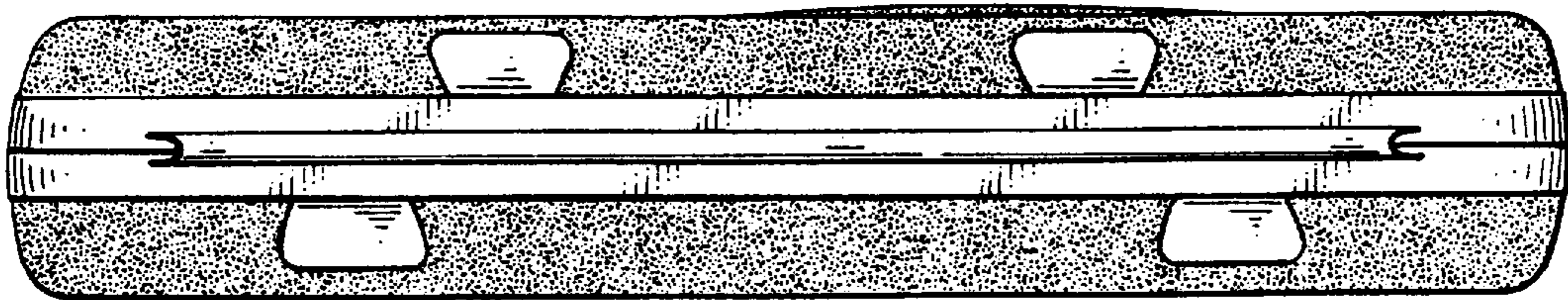


FIG. 7