



US00D399644S

United States Patent [19] Ball

[11] Patent Number: **Des. 399,644**

[45] Date of Patent: ****Oct. 20, 1998**

[54] **OUTSOLE**

[75] Inventor: **Kim Alan Ball**, Taipei, Taiwan

[73] Assignee: **Payless ShoeSource, Inc.**, Topeka, Kans.

[**] Term: **14 Years**

[21] Appl. No.: **41,203**

[22] Filed: **Jul. 10, 1995**

[51] **LOC (6) Cl.** **02-04**

[52] **U.S. Cl.** **D2/952**

[58] **Field of Search** D2/897, 902, 906, D2/908, 946-960, 962, 964; 36/101, 103, 104, 106, 113-115, 124, 126, 127-130, 3 B, 12-15, 22 R, 25 R, 32 R, 32 A, 172

[56] **References Cited**

U.S. PATENT DOCUMENTS

- D. 247,832 5/1978 Glasgow et al. .
- D. 262,158 12/1981 Bartneck D2/951
- D. 309,670 8/1990 Mendonca .
- D. 327,570 7/1992 Silverman et al. .
- 3,067,532 12/1962 Peterson 36/22 R

- 4,137,654 2/1979 Hlavac .
- 4,697,361 10/1987 Ganter et al. .
- 5,392,532 2/1995 Bray, Jr. et al. 36/12
- 5,400,526 3/1995 Sessa 36/3 B
- 5,465,507 11/1995 Schumacher et al. .

Primary Examiner—Doris V. Coles
Attorney, Agent, or Firm—Lathrop & Gage LC

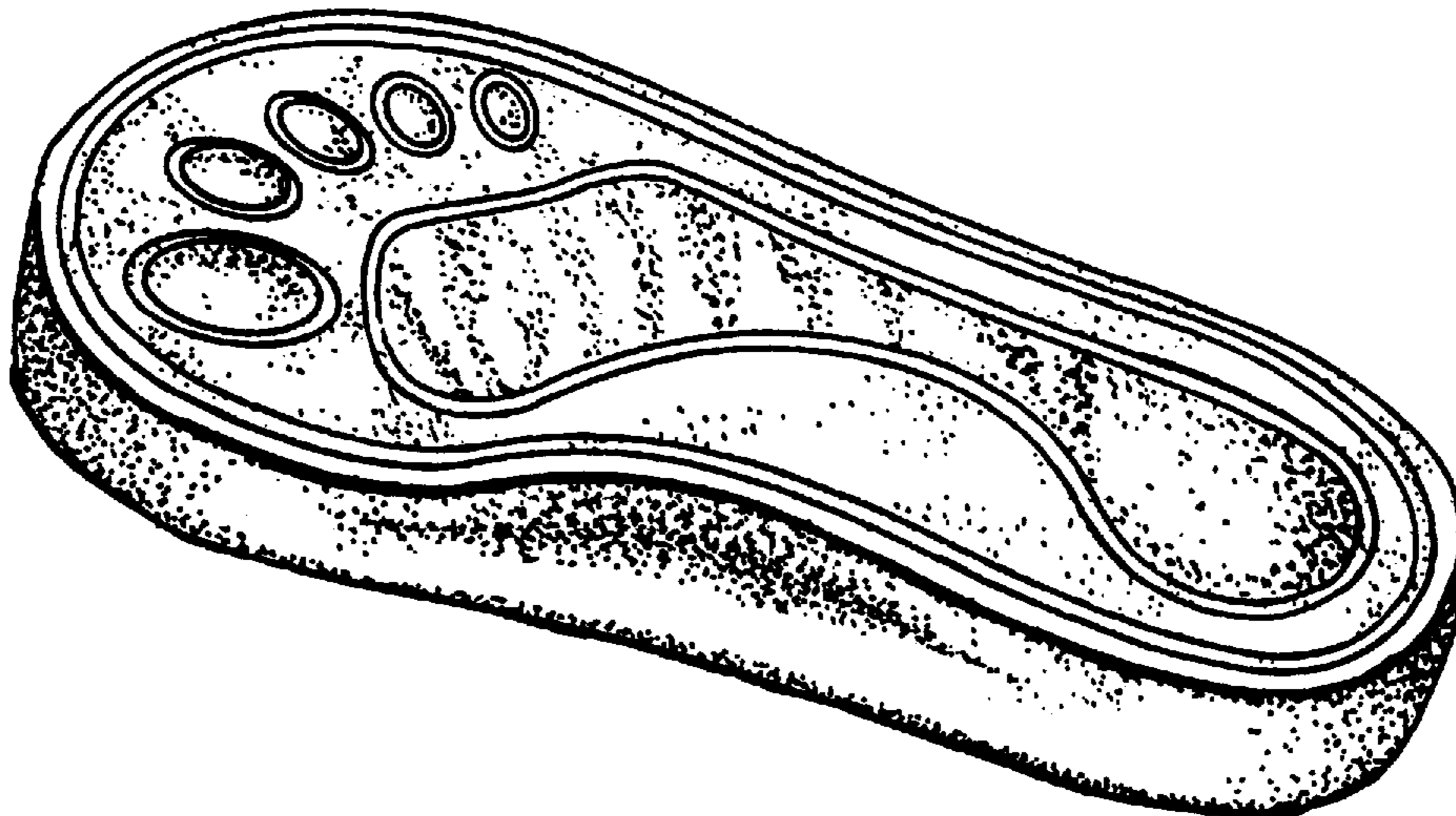
[57] **CLAIM**

The ornamental design for an outsole, as shown and described.

DESCRIPTION

FIG. 1 is a perspective view of an outsole, showing my new design;
 FIG. 2 is a bottom plan view thereof;
 FIG. 3 is a top plan view thereof;
 FIG. 4 is a side elevational view, the opposite side being a mirror image thereof;
 FIG. 5 is a front elevational view thereof; and,
 FIG. 6 is a rear elevational view thereof.
 The broken line showing of a shoe upper in FIG. 4 is for illustrative purposes only and forms no part of the claimed design.

1 Claim, 1 Drawing Sheet



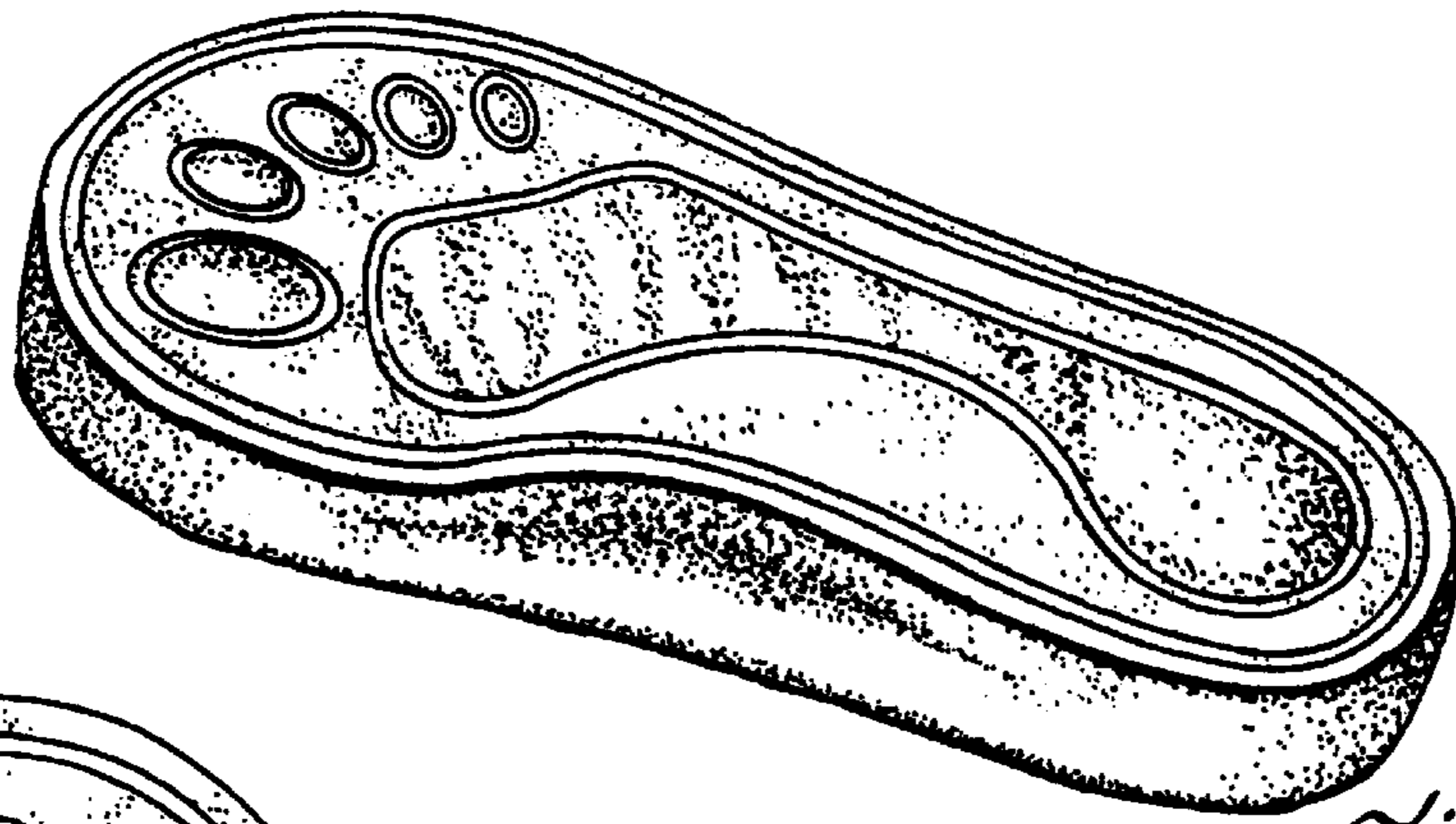


Fig. 1

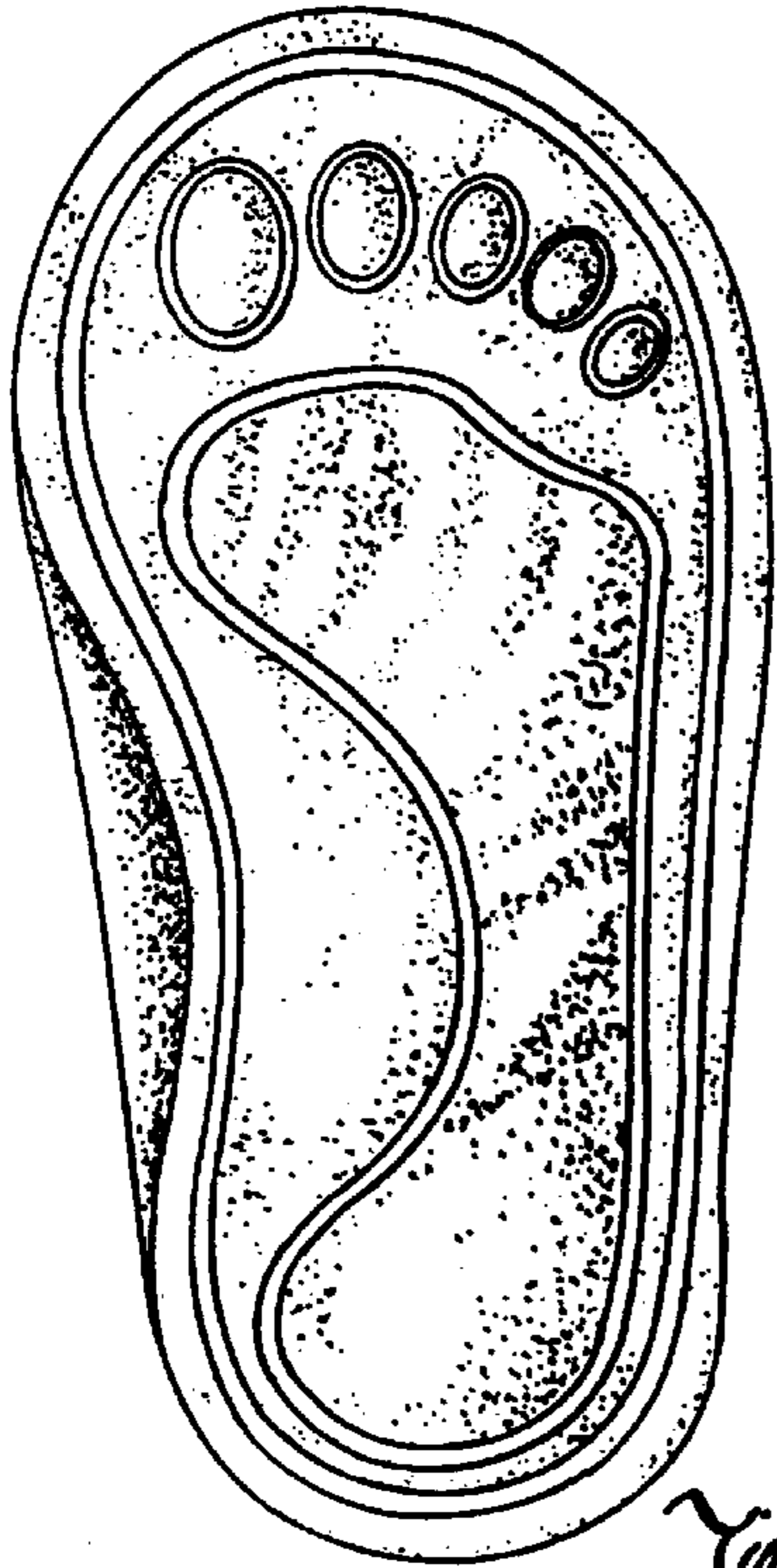


Fig. 2



Fig. 3



Fig. 4




Fig. 5




Fig. 6