



US00D399641S

United States Patent [19]
Meador

[11] **Patent Number: Des. 399,641**
[45] **Date of Patent: **Oct. 20, 1998**

[54] **VISOR RETENTION STRAP**

OTHER PUBLICATIONS

[76] Inventor: **Debra Kay Meador**, 2701 Argolis Way,
Sacramento, Calif. 95826

Gemini Industries, Inc 1993 12ft Modular Coil Cord, Mar.
25, 1995.

[**] Term: **14 Years**

Primary Examiner—Paula A. Mortimer
Attorney, Agent, or Firm—Bernhard Kreten

[21] Appl. No.: **72,252**

[57] **CLAIM**

[22] Filed: **Jun. 11, 1997**

The ornamental design for a visor retention strap, as shown
and described.

[51] **LOC (6) Cl. 02-03**

[52] **U.S. Cl. D2/391; D16/339; D14/140**

[58] **Field of Search** D2/865, 891, 880,
D2/881, 877; D8/300, 382; D11/20; D14/140,
250; D16/306, 310, 311, 313, 314; 132/273;
24/3.3, 3.13; 351/156, 157; 2/171, 175.6,
175.7, 195.1, 195.8

DESCRIPTION

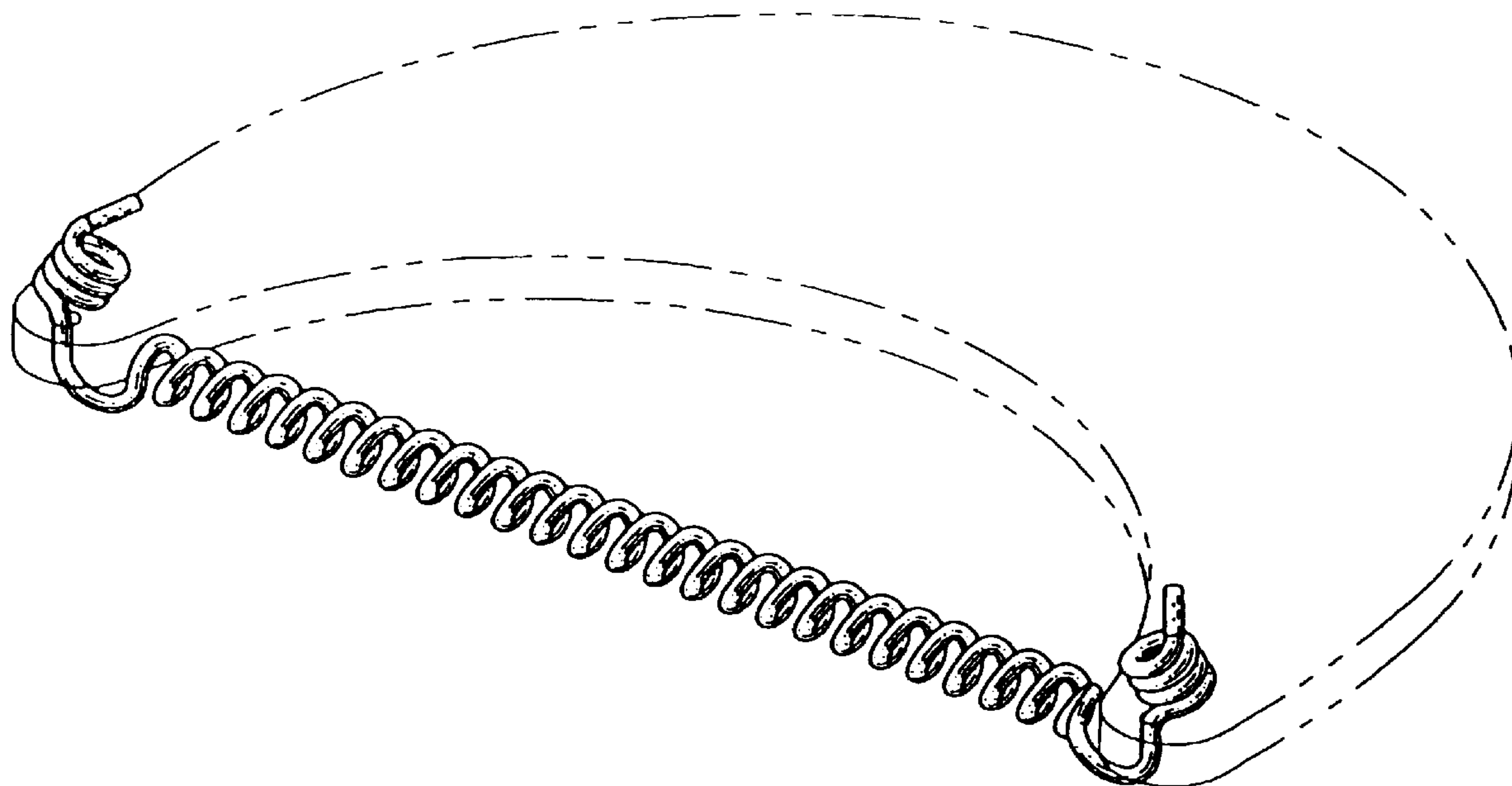
FIG. 1 is a perspective view of a visor retention strap
showing my new design in its environment;
FIG. 2 is a perspective view in an alternate position;
FIG. 3 is a right side view thereof with the visor removed for
clarity, the left side being a mirror image thereof;
FIG. 4 is a top view thereof;
FIG. 5 is a rear view thereof;
FIG. 6 is a front view thereof;
FIG. 7 is a bottom view thereof; and,
FIG. 8 is a perspective of FIG. 2 with environment.
The broken line showing of the visor in FIGS. 1 and 2 and
the visor and human form in FIG. 8 is for illustrative
purposes only and forms no part of the claimed design.

[56] **References Cited**

U.S. PATENT DOCUMENTS

D. 226,612	4/1973	Robinson	D14/240
D. 343,275	1/1994	Olson	D2/891
D. 359,611	6/1995	Olson	D2/891
D. 371,154	6/1996	Kalbach	D16/339
D. 380,585	7/1997	Olson	D8/382
1,627,255	5/1927	Smith	D11/20 X
2,924,228	2/1960	McGee	132/273
4,939,778	7/1990	Tomberlin	D14/250 X

1 Claim, 3 Drawing Sheets



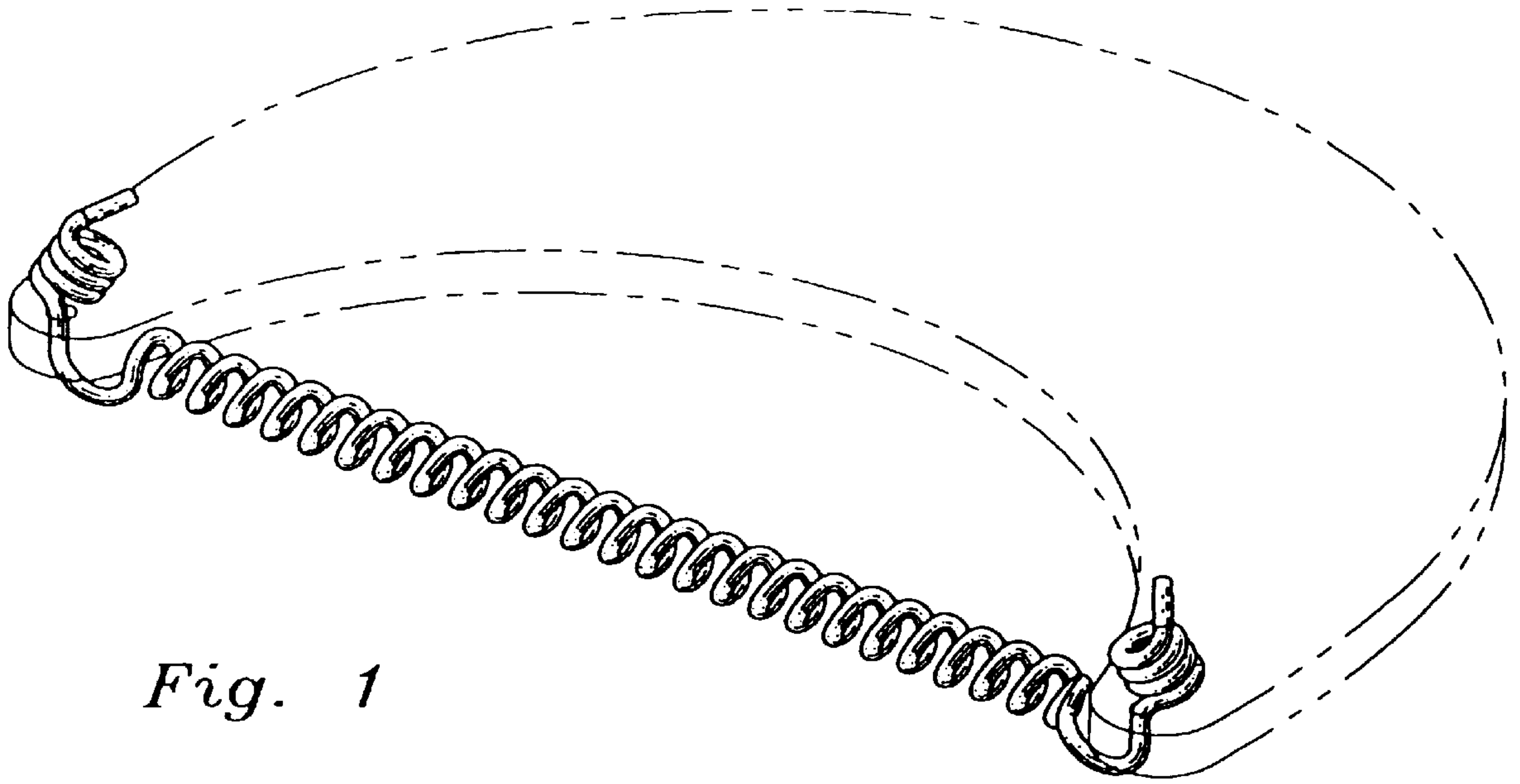


Fig. 1

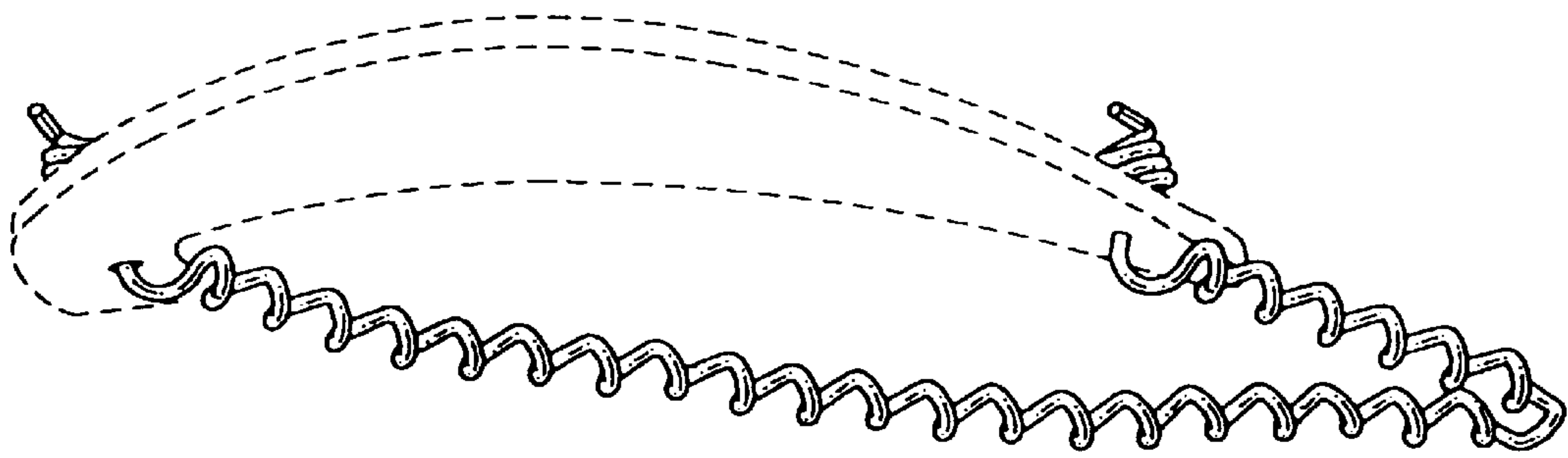


Fig. 2




Fig. 3

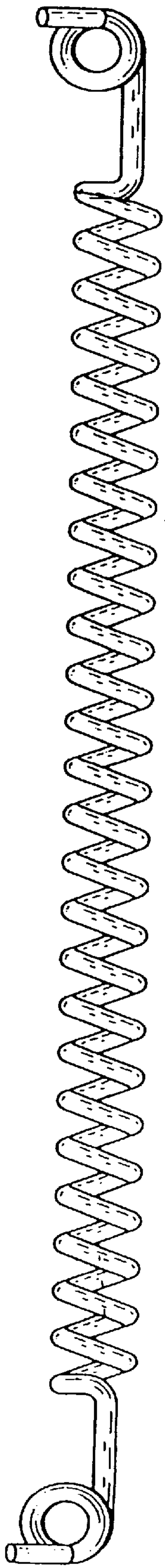


Fig. 4

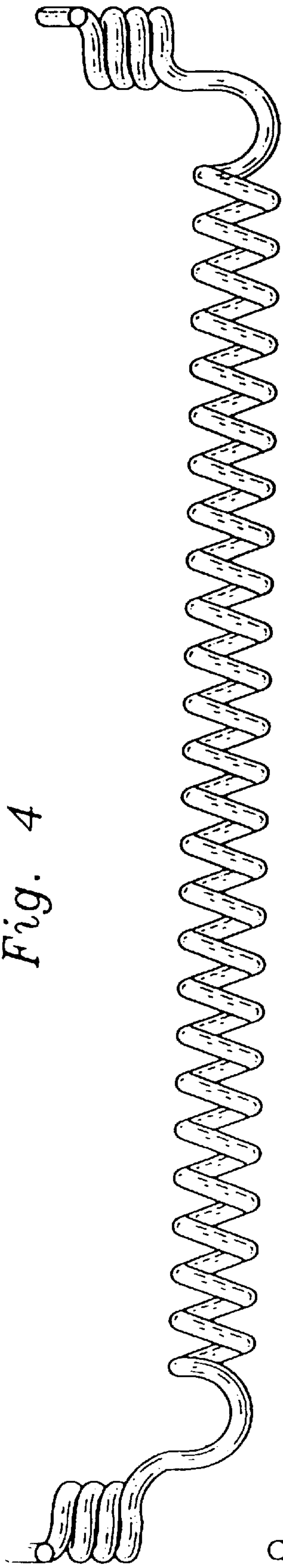


Fig. 5

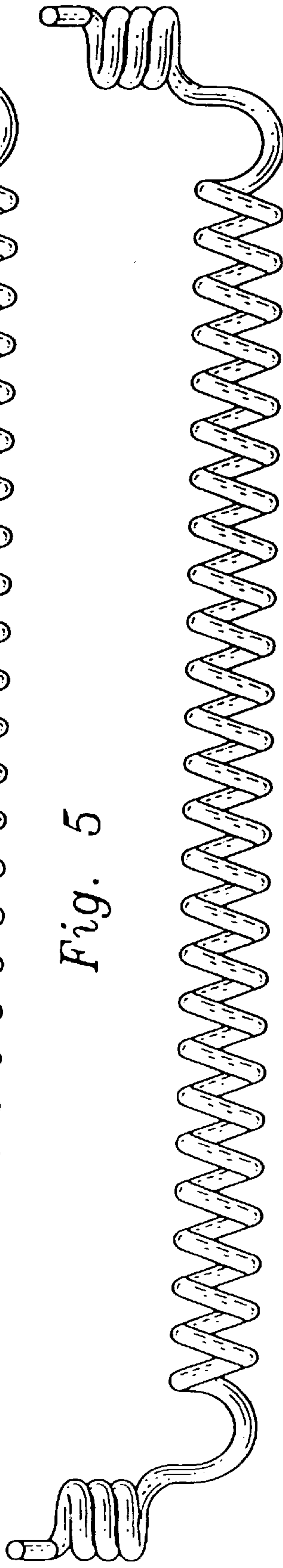


Fig. 6

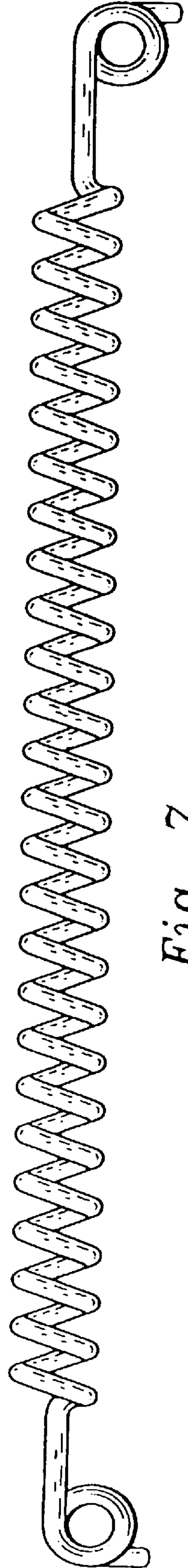


Fig. 7

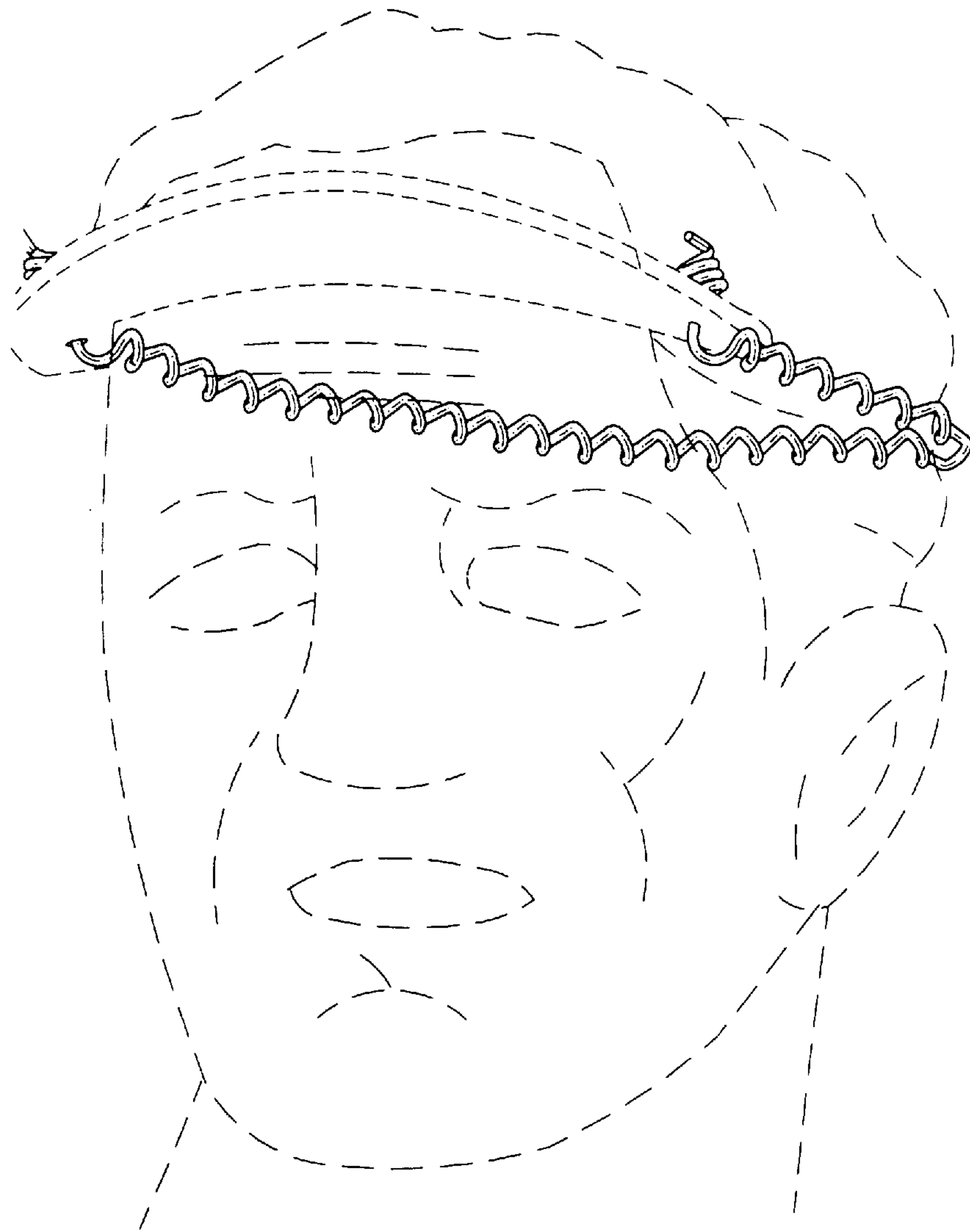


Fig. 8