



US00D399640S

United States Patent [19]
Hiltunen

[11] **Patent Number: Des. 399,640**
[45] **Date of Patent: **Oct. 20, 1998**

[54] **HEAD GEAR**

[75] Inventor: **Jari Hiltunen**, Lahti, Finland

[73] Assignee: **Caminno Consulting Oy Ab**, Jorvas, Finland

[**] Term: **14 Years**

[21] Appl. No.: **76,219**

[22] Filed: **Aug. 26, 1997**

[30] **Foreign Application Priority Data**

Feb. 17, 1997 [FI] Finland 160/97

[51] **LOC (6) Cl.** **02-03**

[52] **U.S. Cl.** **D2/877; D2/394**

[58] **Field of Search** D2/865, 866, 875, D2/877, 894; 2/177, 170, 181, 195.1, DIG. 11, 209.11; D14/192; D24/189; D29/112, 120

[56] **References Cited**

U.S. PATENT DOCUMENTS

D. 92,566 6/1934 Abraham D29/112

D. 192,070 1/1962 Wau D29/112
D. 284,080 6/1986 Swezey et al. D2/866
D. 339,677 9/1993 Kang D2/875
D. 365,918 1/1996 Izegbu et al. D2/875 X
4,462,116 7/1984 Sanzone et al. 2/170
4,675,915 6/1987 Siciliano 2/181
4,833,734 5/1989 Der Estephanian 2/181
5,442,817 8/1995 Miner 2/195.1

Primary Examiner—Paula A. Mortimer
Attorney, Agent, or Firm—Klauber & Jackson


[57] **CLAIM**

The ornamental design for head gear, as shown and described.

DESCRIPTION

FIG. 1 is a front perspective view of head gear showing my new design;
FIG. 2 is a rear view thereof;
FIG. 3 is a right side view thereof;
FIG. 4 is a left side view thereof;
FIG. 5 is a top view thereof; and,
FIG. 6 is a bottom view thereof.

1 Claim, 3 Drawing Sheets






Fig. 1

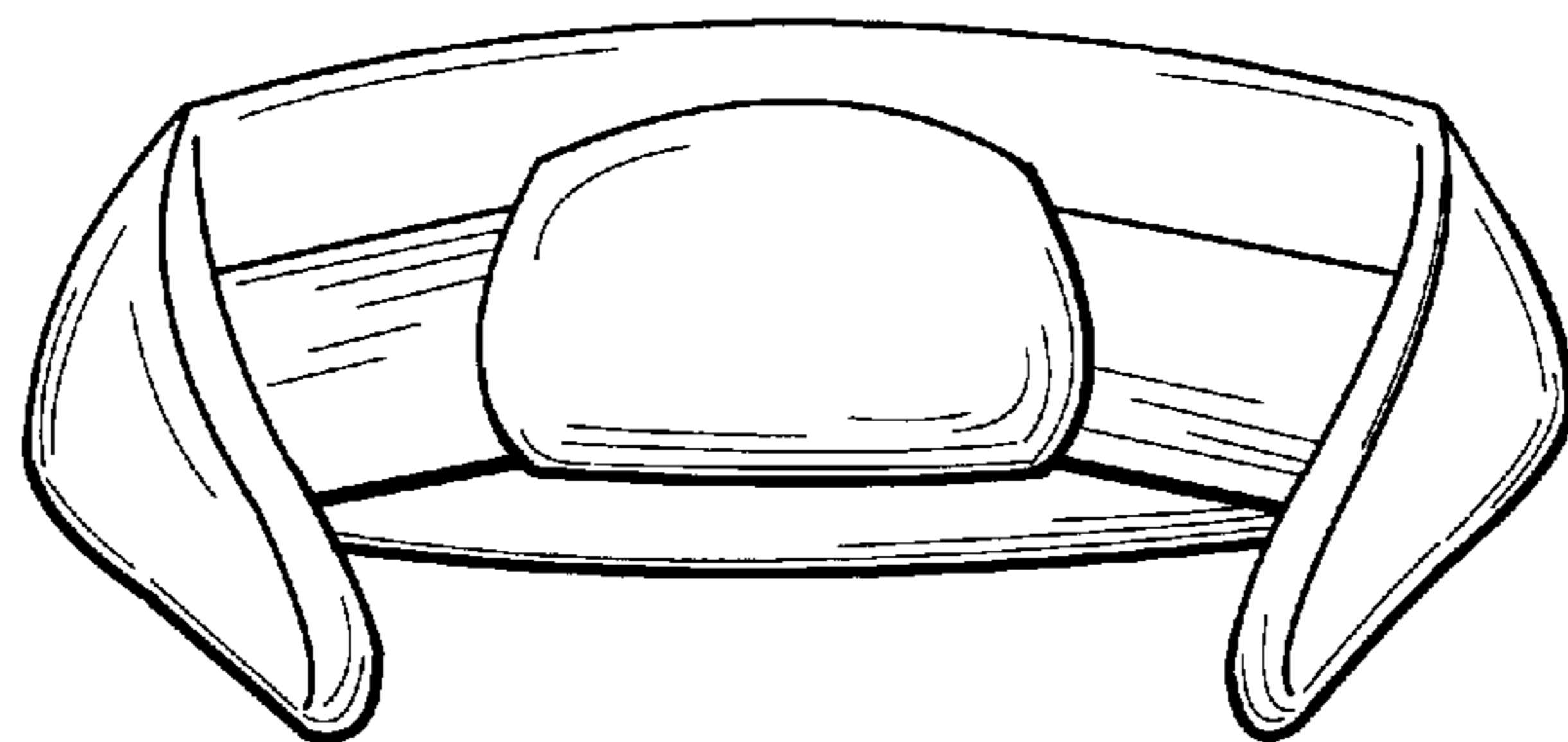


Fig. 2



Fig. 3




Fig. 4

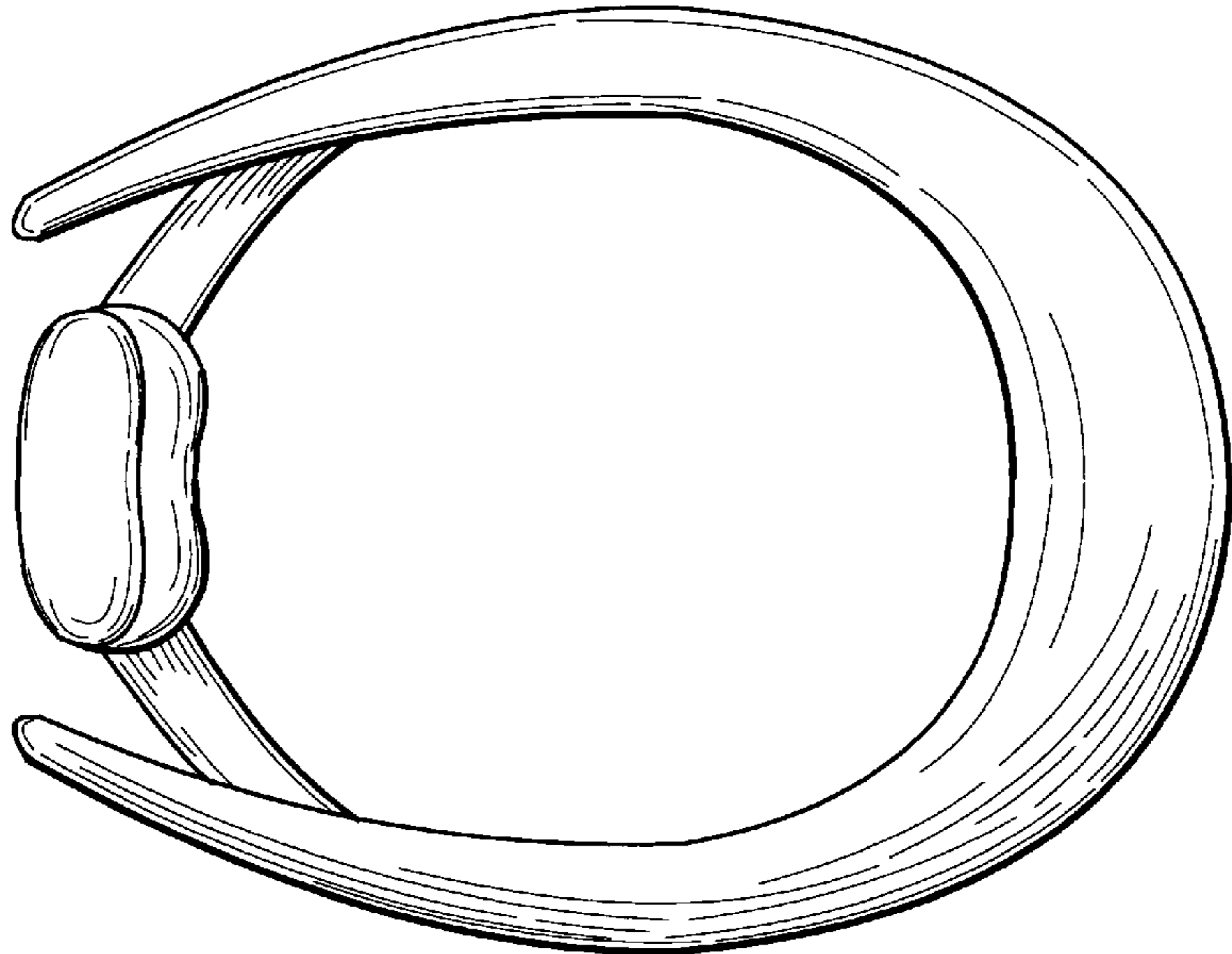


Fig. 5

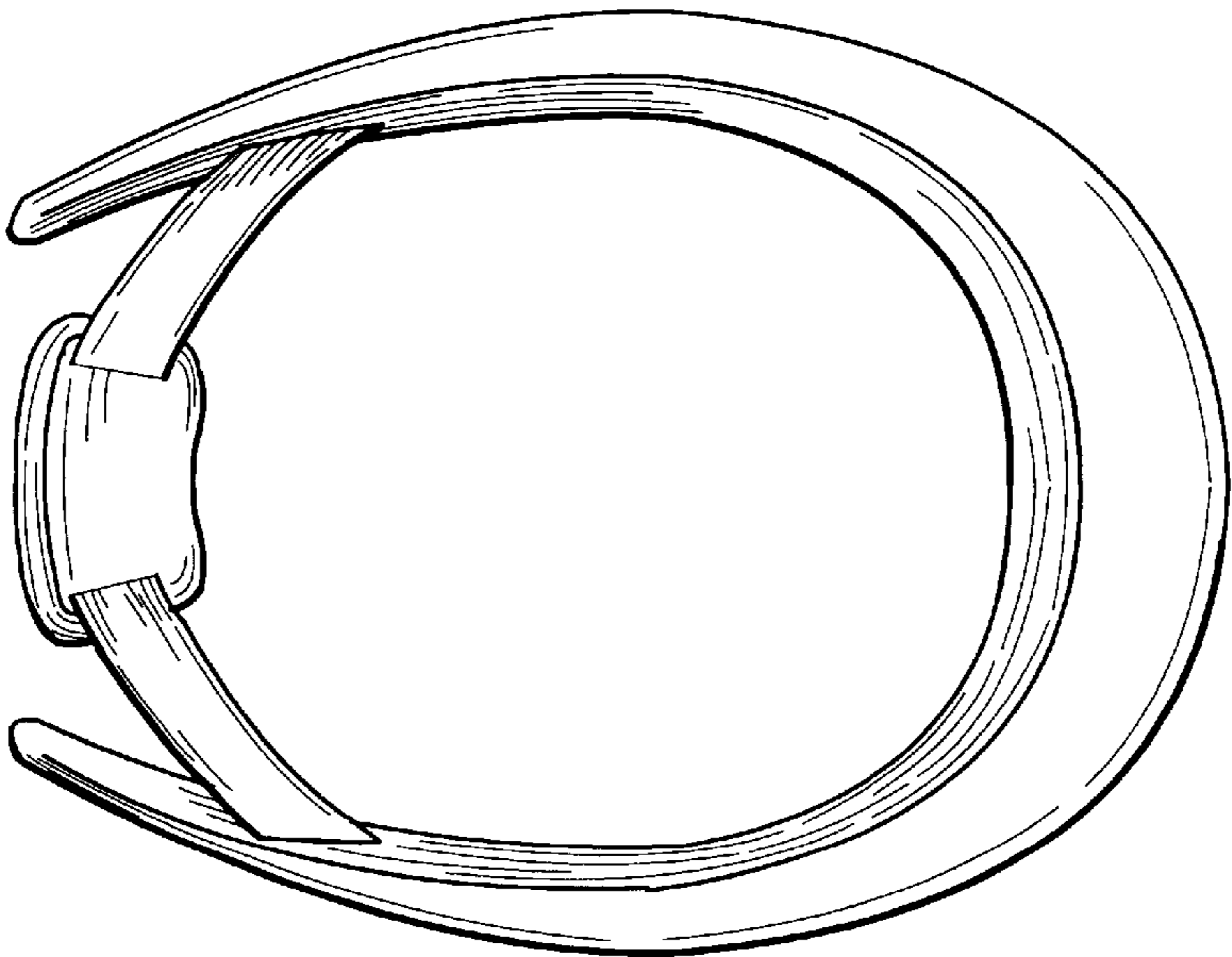


Fig. 6