



US00D399636S

United States Patent [19]
Müller

[11] **Patent Number: Des. 399,636**

[45] **Date of Patent: **Oct. 20, 1998**

[54] **UNDER SHORTS**

[75] Inventor: **Peter Müller**, Chiemsee, Germany

[73] Assignee: **Tytex A/S**, Ikast, Denmark

[**] Term: **14 Years**

[21] Appl. No.: **64,799**

[22] Filed: **Jan. 10, 1997**

[30] **Foreign Application Priority Data**

Aug. 7, 1996 [DE] Germany 96 06 605.9

[51] **LOC (6) Cl.** **02-01**

[52] **U.S. Cl.** **D2/712; D2/100; D24/126**

[58] **Field of Search** D2/700, 712, 721,
D2/722, 731, 742, 853; D24/124, 125,
126; 2/22, 46, 69, 73, 75, 78.2, 78.3, 79,
80, 82, 83, 111, 114, 227

[56] **References Cited**

U.S. PATENT DOCUMENTS

D. 257,884 1/1981 Ternström D24/126

D. 275,619	9/1984	Birring	D24/126 X
D. 281,540	12/1985	Ternström	D24/126
D. 284,036	6/1986	Birring	D24/126
D. 315,050	3/1991	Bush et al.	D24/126 X
D. 337,194	7/1993	Marks	D2/742 X
5,241,707	9/1993	Kato	2/79

Primary Examiner—Louis S. Zarfaz
Assistant Examiner—Monica A. Weingart
Attorney, Agent, or Firm—Harness, Dickey & Pierce, P.L.C.

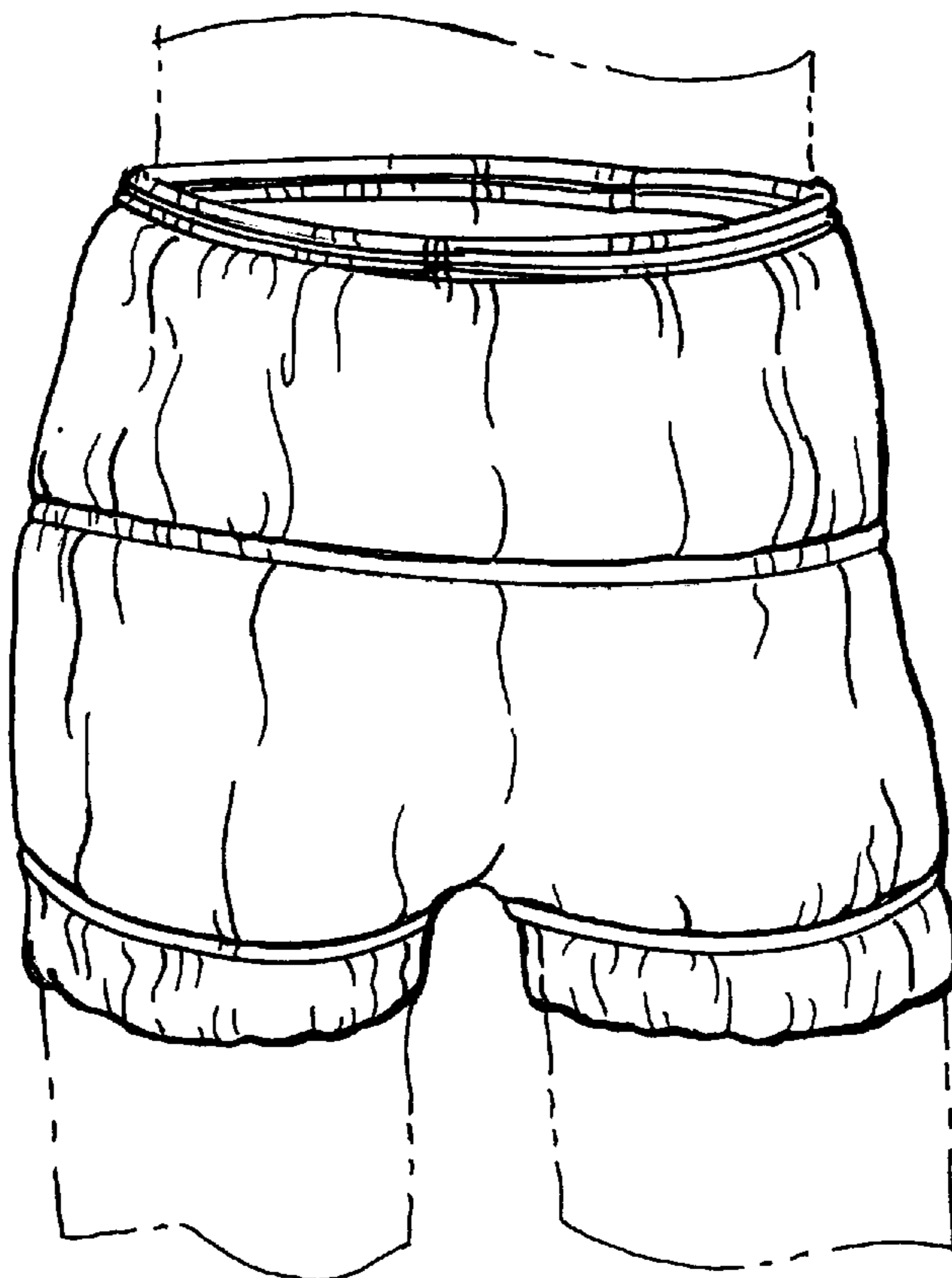
[57] **CLAIM**

The ornamental design for an under shorts, as shown and described.

DESCRIPTION

FIG. 1 is a perspective view of the under shorts showing my new design, with the user shown in phantom thereof; FIG. 2 is a side elevation view of the under shorts FIG. 1, the left and right sides being mirror images of one another thereof; and, FIG. 3 is a front elevation view of the under shorts FIG. 1 with the rear view being a mirror image of the front view thereof.

1 Claim, 1 Drawing Sheet



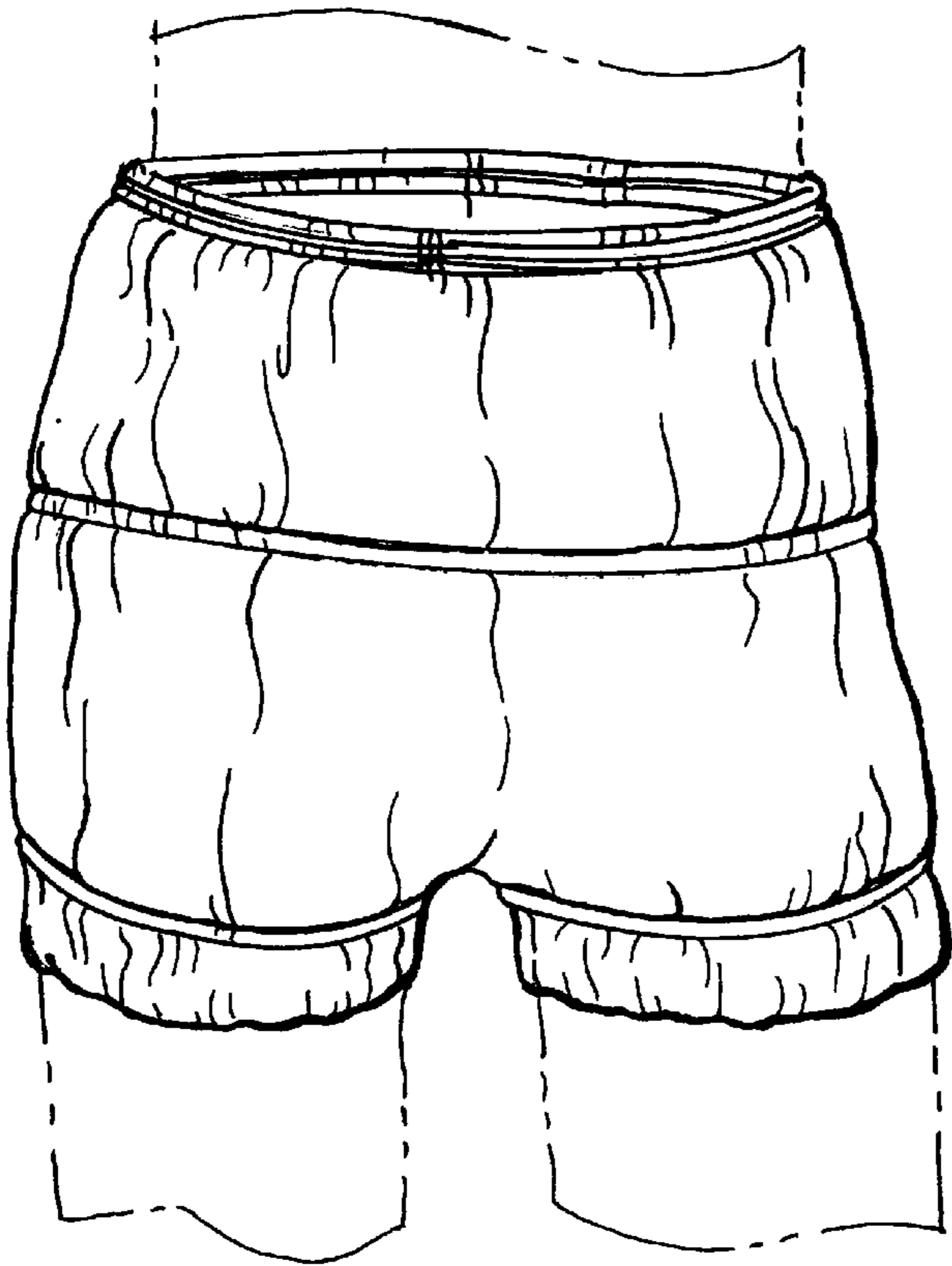


Fig-1

Fig-2

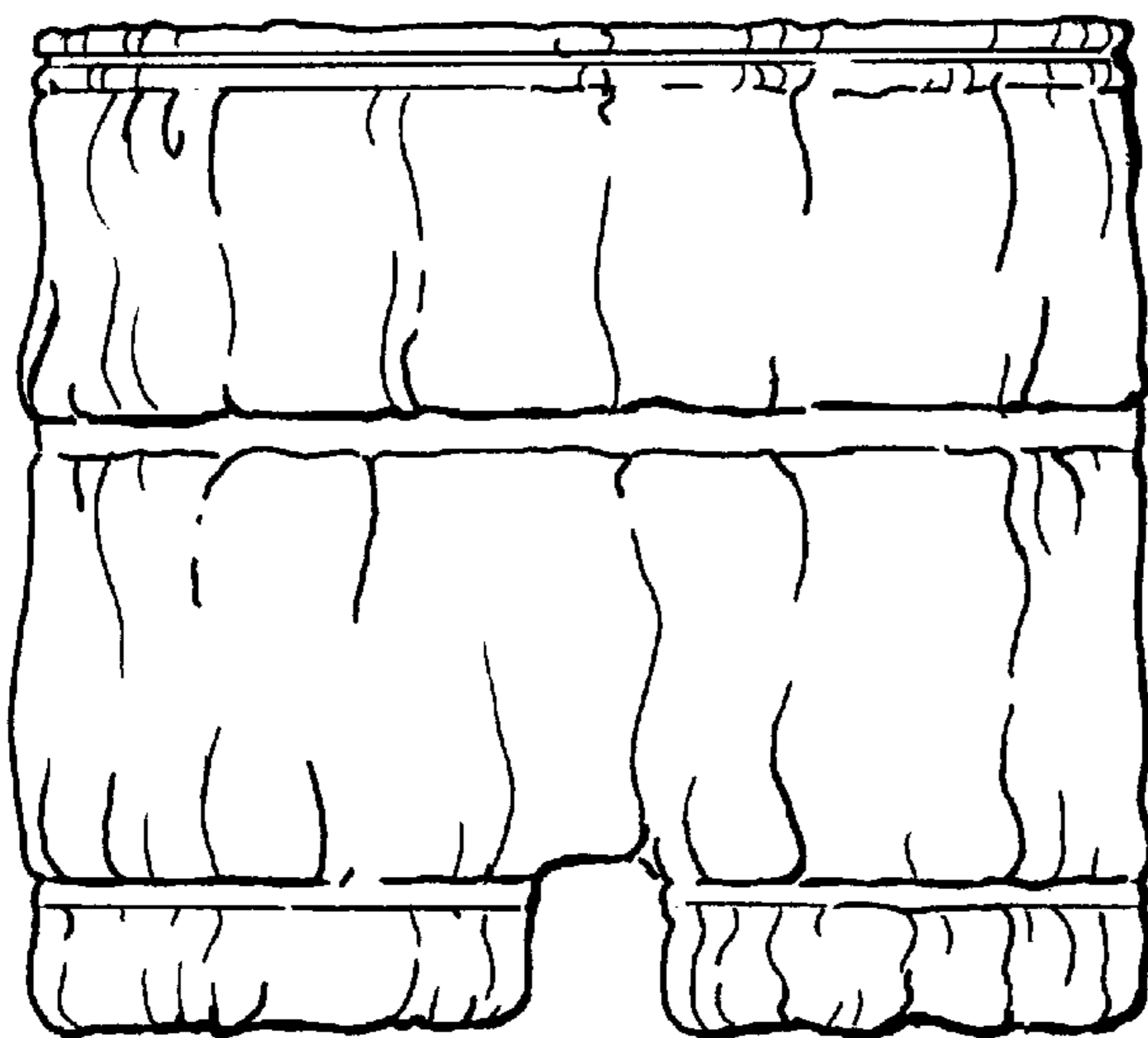
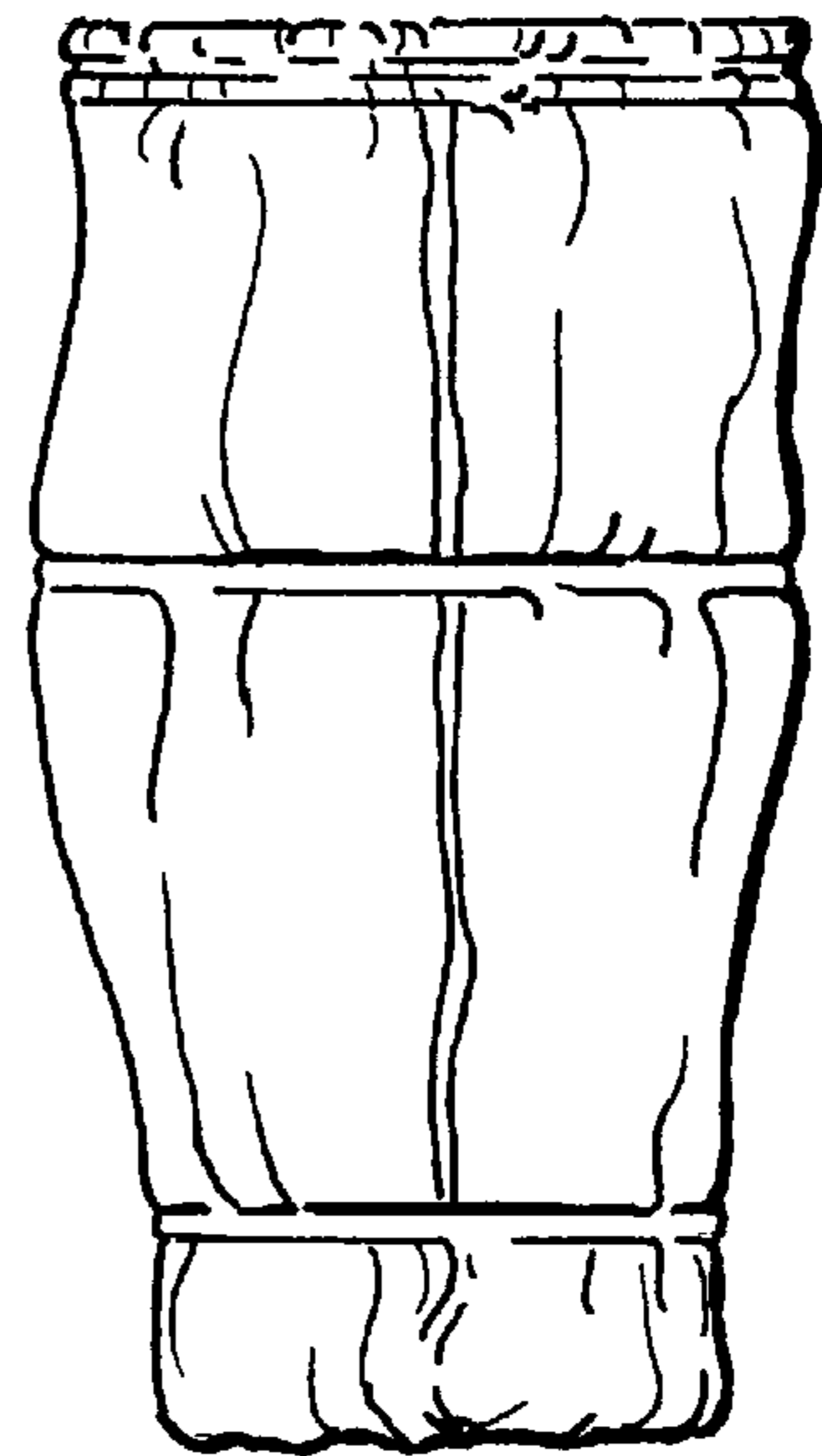


Fig-3