



US00D399635S

United States Patent [19]

[11] Patent Number: Des. 399,635

Knight et al.

[45] Date of Patent: **Oct. 20, 1998

[54] ILLUMINATED BELT

[75] Inventors: **Michael Knight**, Maple Plain, Minn.;
Richard E. Harolde, Woodacre, Calif.

[73] Assignee: **Lumitech, Inc.**, Wayzata, Minn.

[**] Term: **14 Years**

[21] Appl. No.: **76,037**

[22] Filed: **Aug. 27, 1997**

Related U.S. Application Data

[63] Continuation-in-part of Ser. No. 61,808, Oct. 31, 1996, and a continuation-in-part of Ser. No. 787,923, Jan. 23, 1997.

[51] **LOC (6) Cl.** **02-07**

[52] **U.S. Cl.** **D2/627**

[58] **Field of Search** D2/624, 625, 627,
D2/500, 865, 894; 2/300, 311, 338, DIG. 11;
D30/144, 152

[56] References Cited

U.S. PATENT DOCUMENTS

- D. 273,074 3/1984 Heath .
- 2,203,028 6/1940 Parrillo .
- 2,271,808 10/1942 Roberts .
- 3,104,339 9/1963 Koury .
- 3,110,837 11/1963 Wollentin .
- 3,153,745 10/1964 Gurian et al. .
- 3,641,333 2/1972 Gendron .
- 4,283,756 8/1981 Beamon .
- 4,399,492 8/1983 Kolesar .
- 4,517,685 5/1985 Lesley 2/171 X
- 4,523,258 6/1985 Morse et al. .
- 4,645,970 2/1987 Murphy .
- 4,667,274 5/1987 Daniel .
- 4,812,953 3/1989 Ask et al. 362/103
- 4,895,110 1/1990 LoCascio .
- 4,901,211 2/1990 Shen .
- 4,918,758 4/1990 Rendina 2/171

- 4,999,936 3/1991 Calamia et al. .
- 5,005,306 4/1991 Kinstler .
- 5,111,366 5/1992 Rife et al. .
- 5,147,129 9/1992 Ku .
- 5,151,678 9/1992 Veltri et al. 362/103 X
- 5,245,516 9/1993 de Haas et al. 362/103 X
- 5,370,082 12/1994 Wade .
- 5,381,318 1/1995 Fang .
- 5,434,759 7/1995 Endo et al. .
- 5,469,342 11/1995 Chien .
- 5,475,574 12/1995 Chien .
- 5,515,247 5/1996 Tabanera .
- 5,570,945 11/1996 Chien et al. .
- 5,611,621 3/1997 Chien .
- 5,613,756 3/1997 Allen .
- 5,632,549 5/1997 Fang .
- 5,676,451 10/1997 Tabanera .

FOREIGN PATENT DOCUMENTS

- 669653 3/1989 Switzerland .
- 2204993 11/1988 United Kingdom .
- 2221025 1/1990 United Kingdom .

Primary Examiner—Paula A. Mortimer
Attorney, Agent, or Firm—Palmatier, Sjoquist, Voigt & Christensen, P.A.

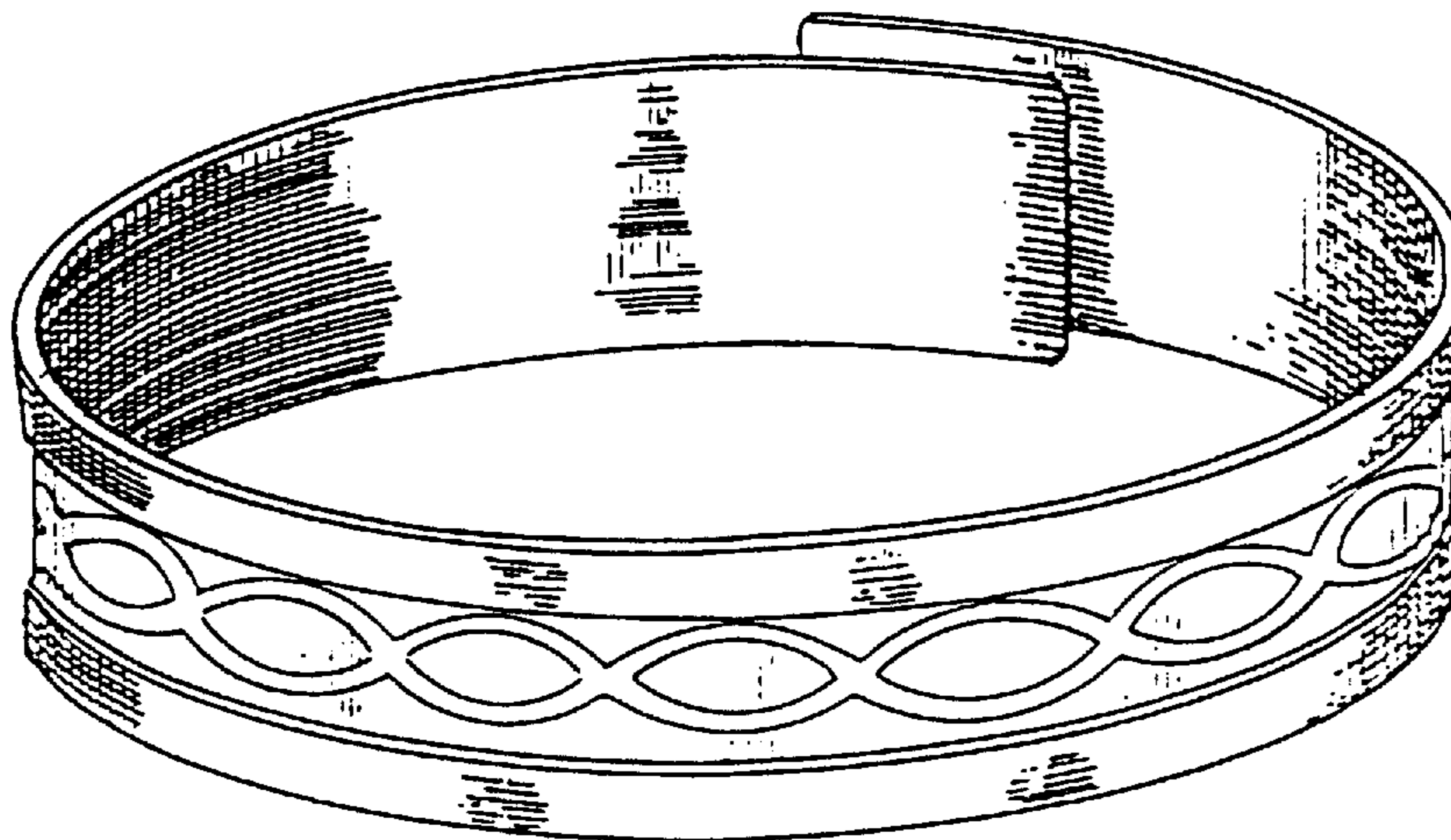
[57] CLAIM

The ornamental design for an illuminated belt, as shown.

DESCRIPTION

FIG. 1 is a rear perspective view of an illuminated belt showing our new design;
FIG. 2 is a front perspective view thereof;
FIG. 3 is a top plan view thereof in an unfastened position;
FIG. 4 is a front elevational view thereof;
FIG. 5 is a rear elevational view thereof;
FIG. 6 is an end elevational view thereof;
FIG. 7 is an opposite end elevational view thereof; and,
FIG. 8 is a bottom plan view thereof.

1 Claim, 2 Drawing Sheets



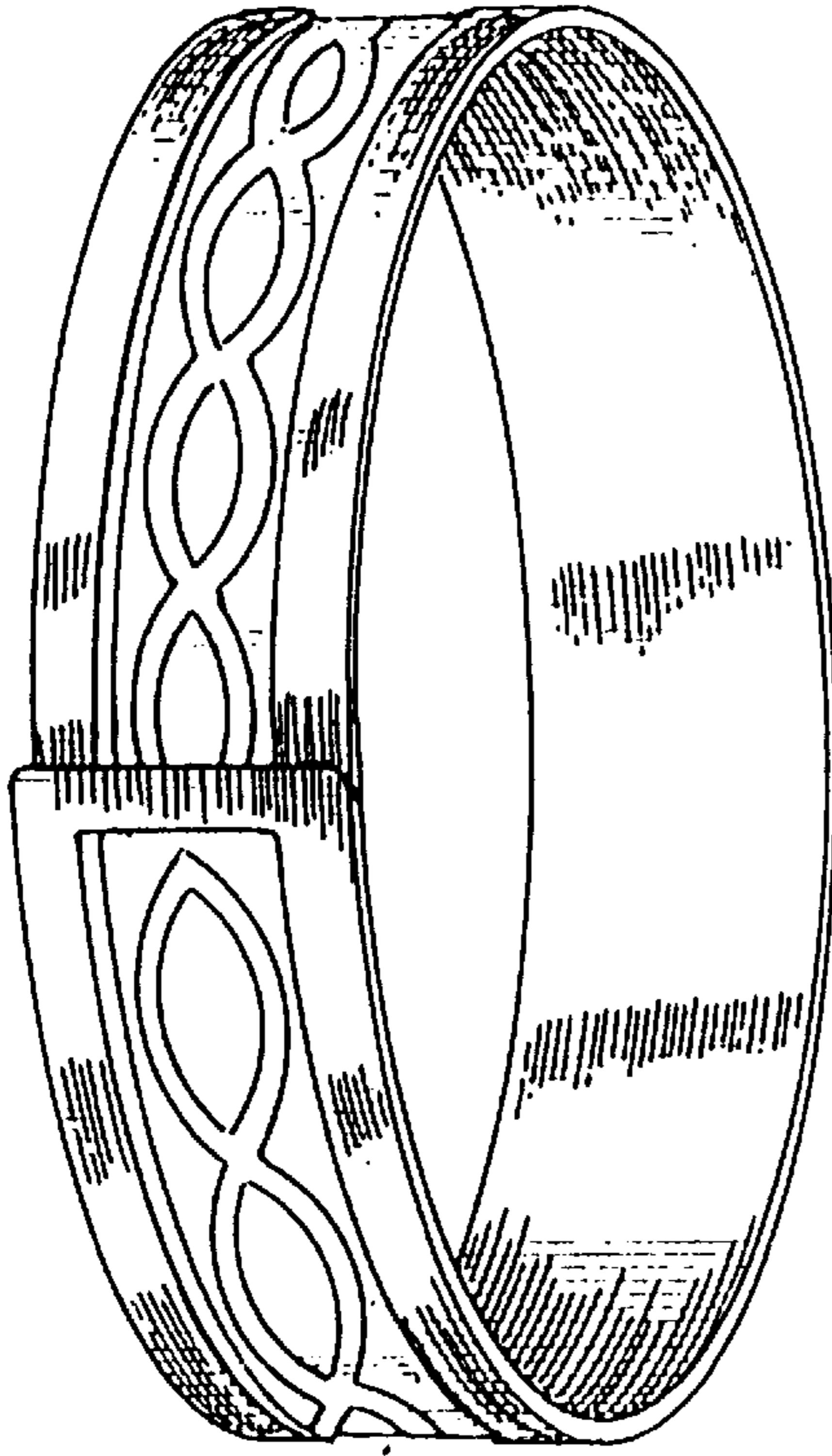


Fig. 2.

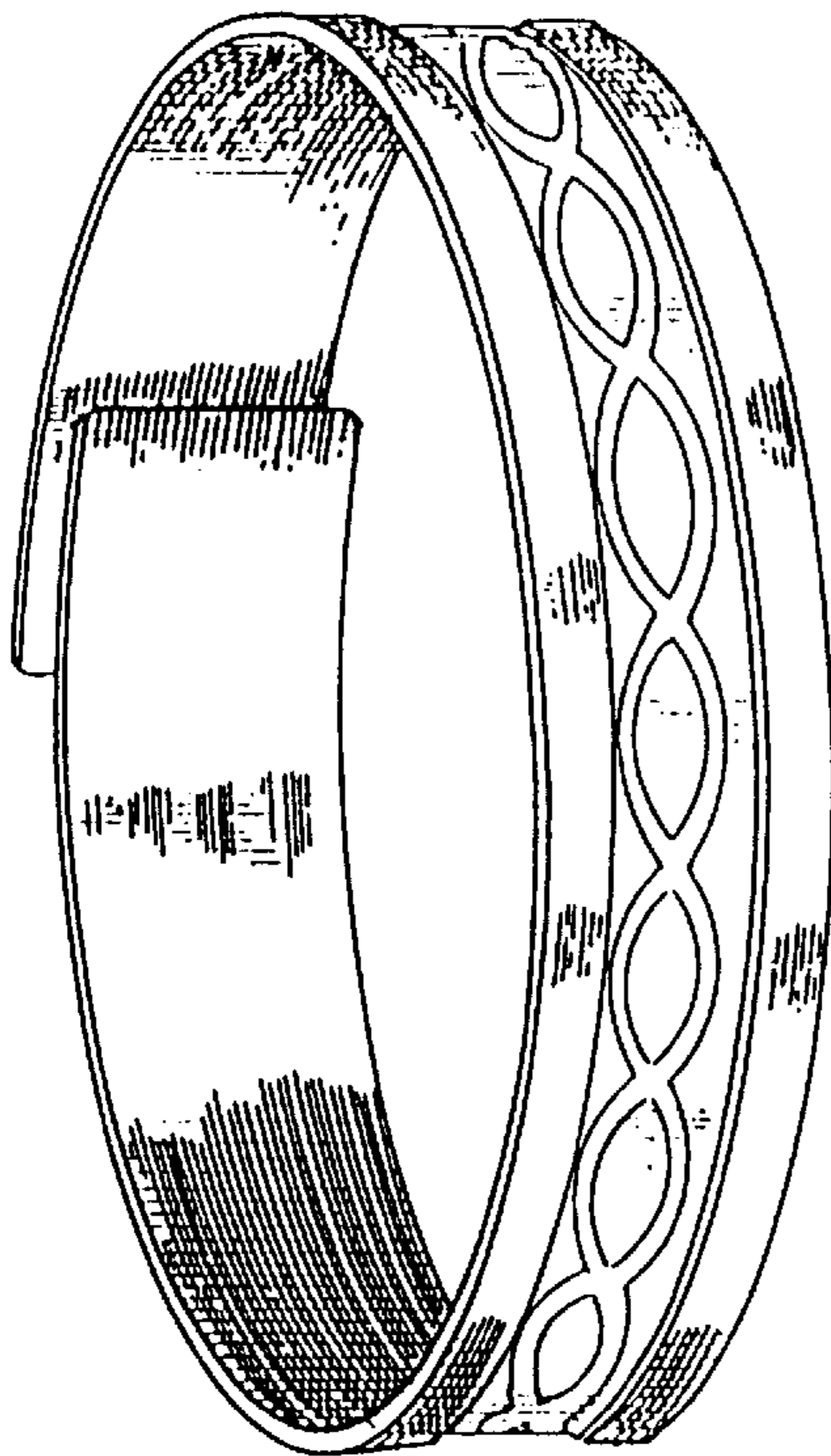


Fig. 1.



Fig. 3.

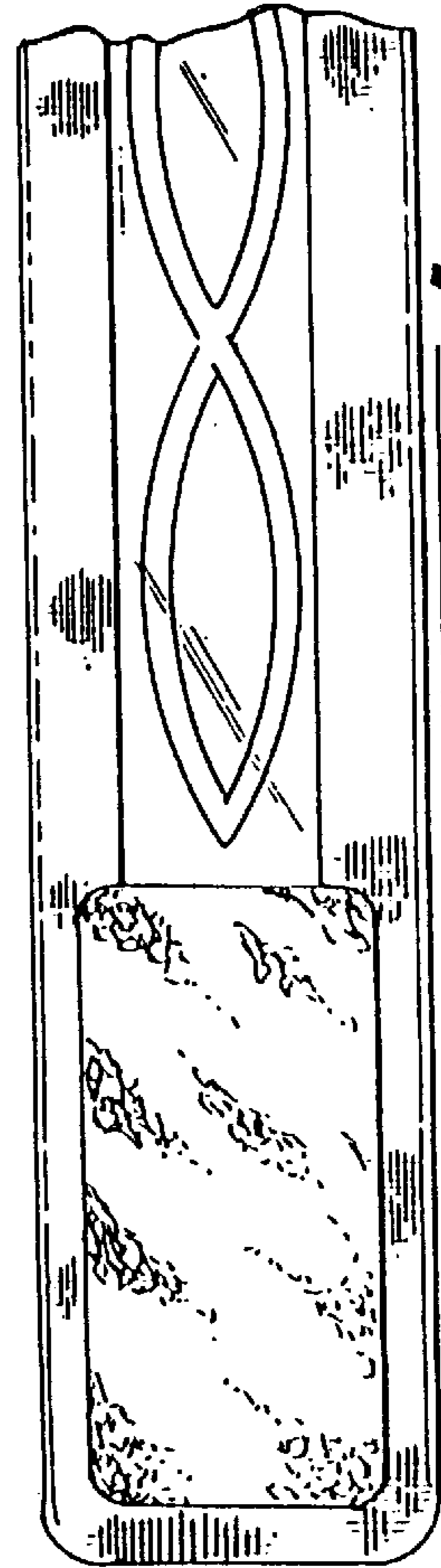
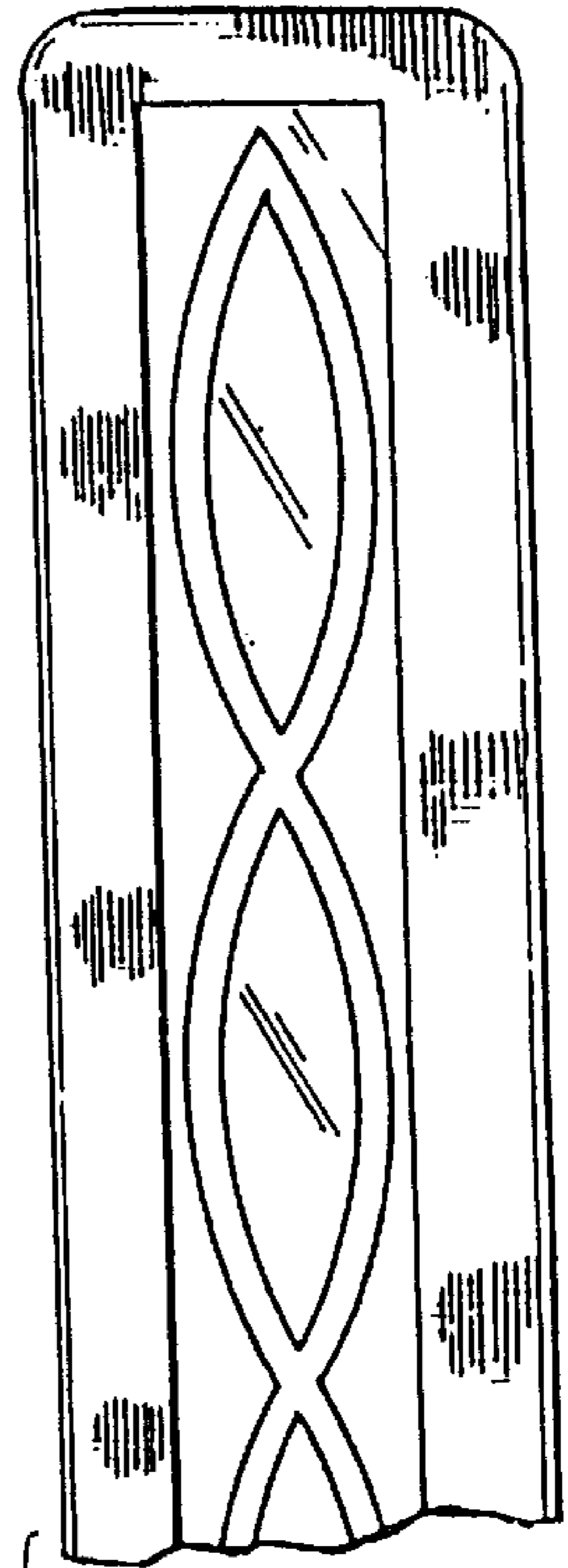


Fig. 4.

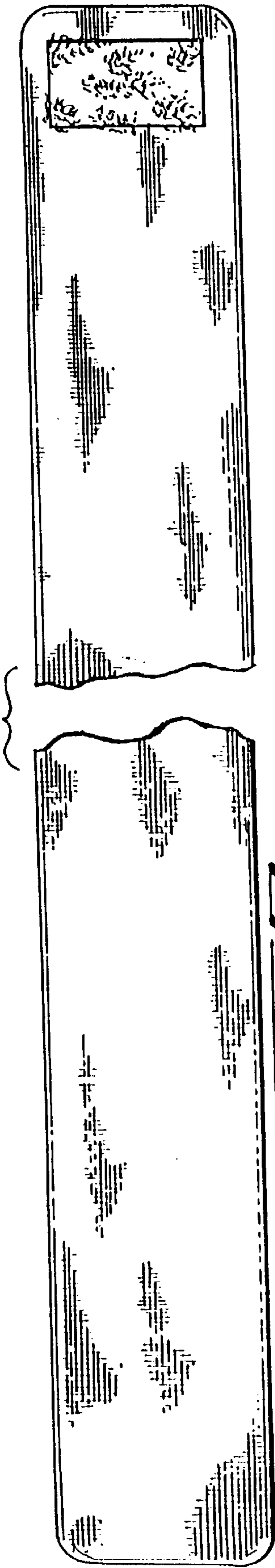


Fig. 5.



Fig. 6.

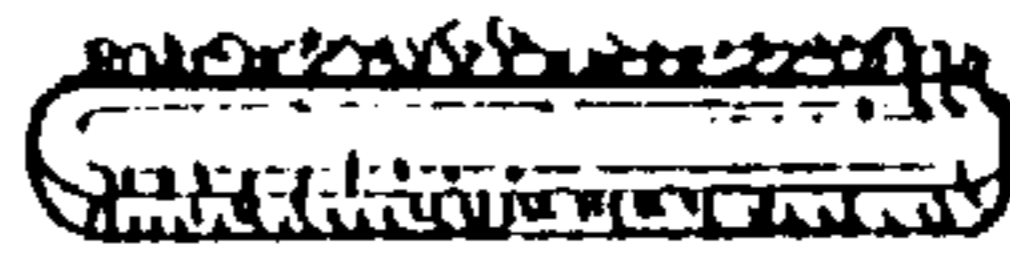


Fig. 7.




Fig. 8.