



US00D399607S

United States Patent [19]

Davis

[11] **Patent Number: Des. 399,607**

[45] **Date of Patent: **Oct. 13, 1998**

[54] **EAR PROTECTIVE COVER**

[76] Inventor: **Selina Davis**, 416 NW. Front St.,
Milford, Del. 19963

[**] Term: **14 Years**

[21] Appl. No.: **77,341**

[22] Filed: **Sep. 30, 1997**

[51] **LOC (6) Cl. 29-02**

[52] **U.S. Cl. D29/112**

[58] **Field of Search D29/100, 108,
D29/112; D24/189; 2/209, 174; 128/866;
D2/865, 866, 867**

[56] **References Cited**

U.S. PATENT DOCUMENTS

D. 328,160	7/1992	Sudduth	D29/112
D. 344,611	2/1994	Hordis	D29/112
2,281,357	4/1942	Johnson	2/209
2,570,675	10/1951	Heflin	128/866
2,712,134	7/1955	Cyr	2/209
2,763,869	9/1956	Bogart et al.	2/174 X
3,525,103	8/1970	Yonan	2/174 X

4,660,229	4/1987	Harris	2/209
4,872,219	10/1989	Duncan	2/209
4,935,965	6/1990	Wassell	2/209
5,689,831	11/1997	Harris	2/209

Primary Examiner—Paula A. Mortimer

[57] **CLAIM**

The ornamental design for a ear protective cover, as shown.

DESCRIPTION

FIG. 1 is a front elevational view of an ear protective cover showing my new design;
 FIG. 2 is a rear elevational view of the ear protector of FIG. 1;
 FIG. 3 is a left side plan view of the ear protective cover of FIG. 1;
 FIG. 4 is a right side plan view of the ear protective cover of FIG. 1;
 FIG. 5 is a top plan view of the ear protective cover of FIG. 1; and,
 FIG. 6 is a bottom plan view of the ear protective cover of FIG. 1.

1 Claim, 3 Drawing Sheets

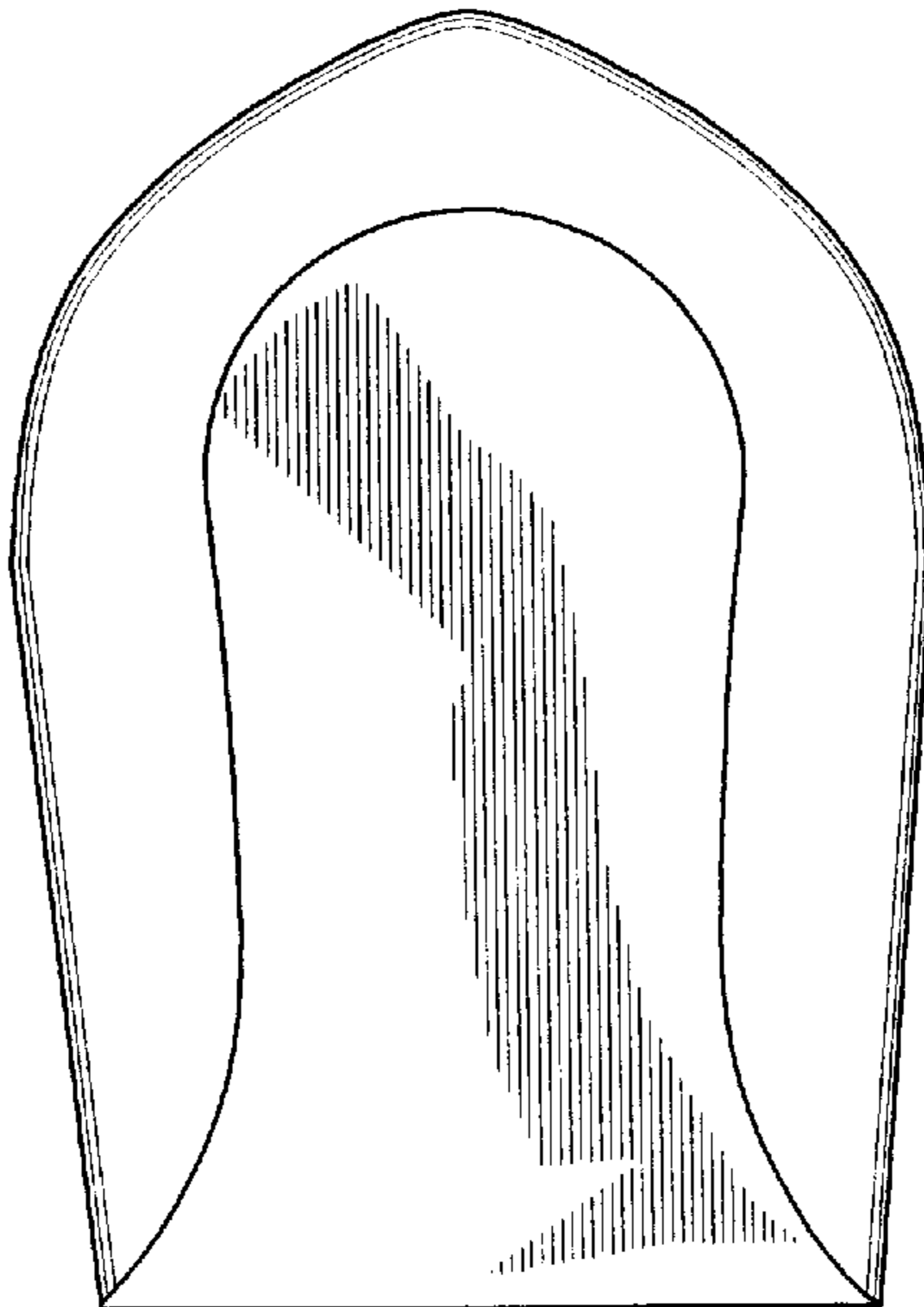


FIG. 1

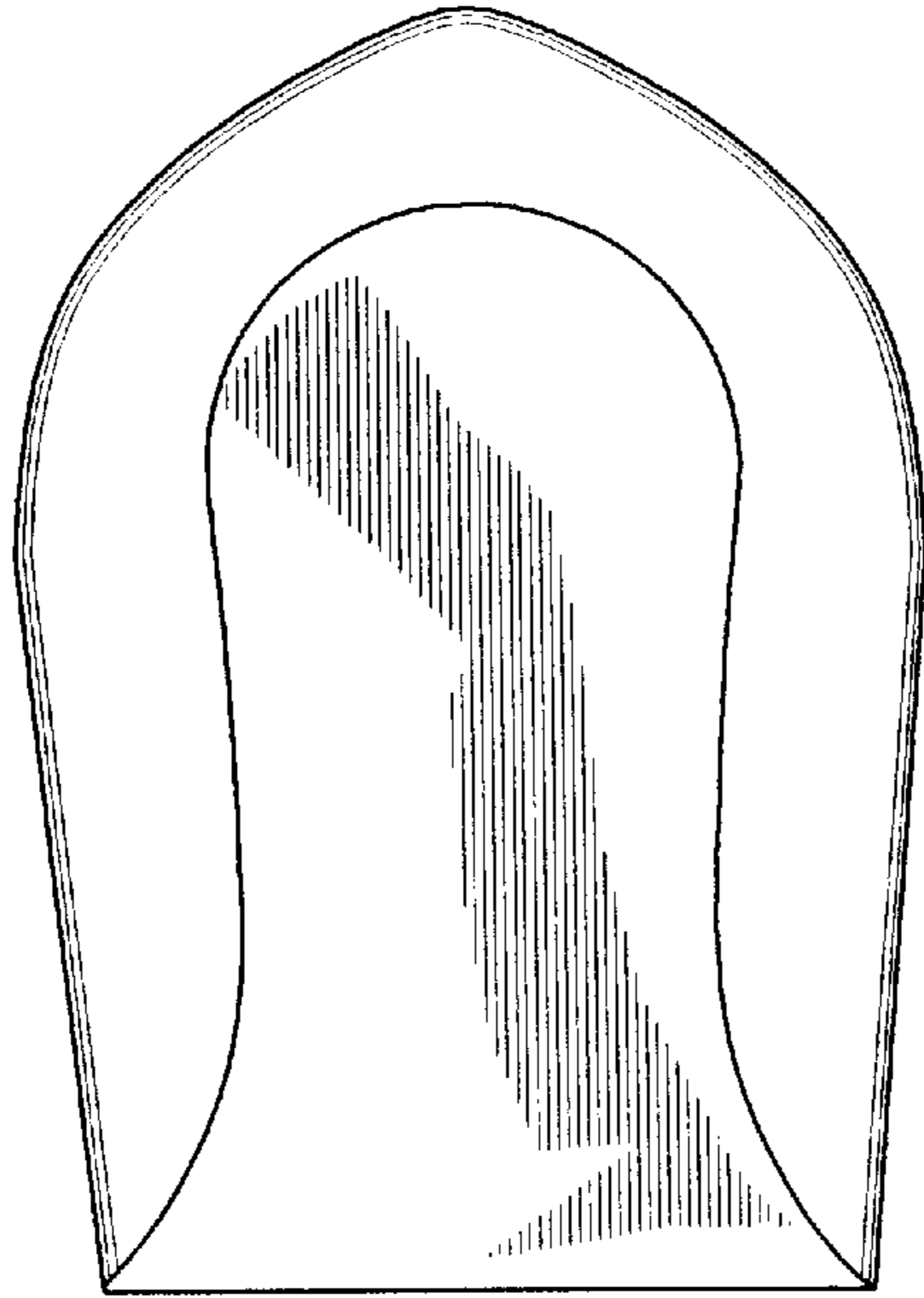


FIG. 2

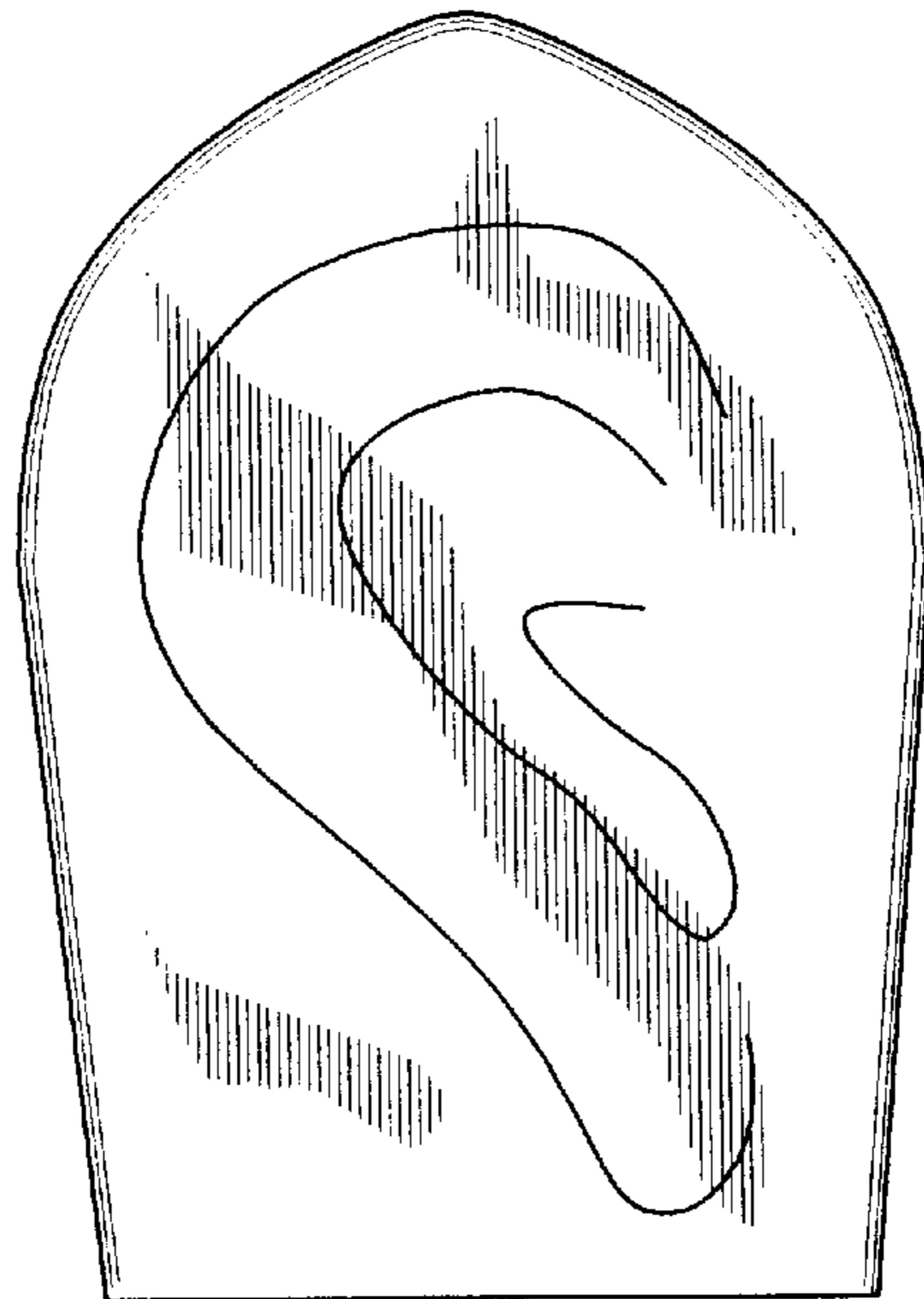


FIG. 3

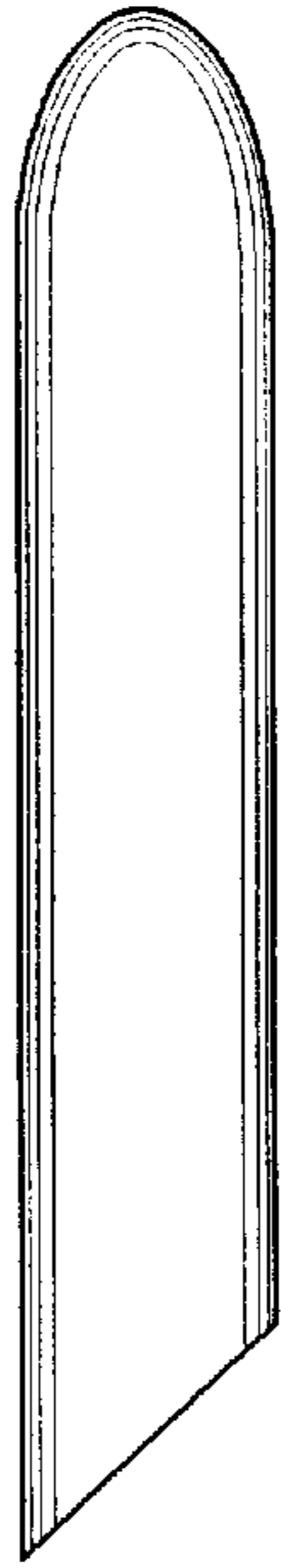


FIG. 4

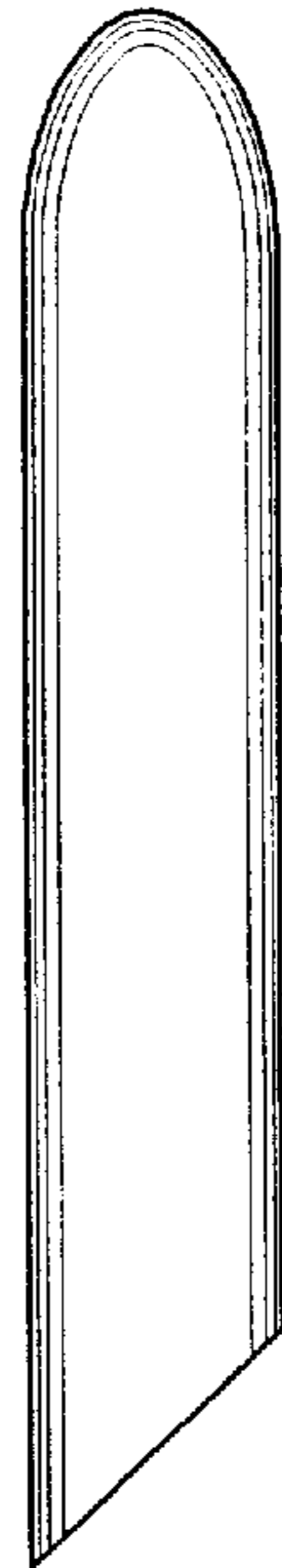


FIG. 5




FIG. 6

