



US00D399603S

United States Patent [19]

Hemsley, Jr. et al.

[11] Patent Number: Des. 399,603

[45] Date of Patent: **Oct. 13, 1998

[54] DENTAL FLOSS DISPENSER

[76] Inventors: Joseph Hemsley, Jr., 215 E Camden Ave., Apt. D7, Moorestown, N.J. 08054; David P. Lage, 8 Saybridge Rd., Ballwin, Mo. 63011

[**] Term: 14 Years

[21] Appl. No.: 60,635

[22] Filed: Oct. 2, 1996

[51] LOC (6) Cl. 28-03

[52] U.S. Cl. D28/64; D9/417; D9/428

[58] Field of Search D28/64; D9/337, D9/419, 420, 422, 424, 417, 428; D19/67-69; D10/72; 132/321-329; 206/388, 389, 408, 409, 63.3, 63.5, 368, 37, 38; 225/38-53

- D. 340,314 10/1993 Woodyard .
- D. 340,315 10/1993 Morin .
- D. 341,909 11/1993 Schneider .
- D. 341,910 11/1993 Plytas .
- D. 343,477 1/1994 Ichikawa .
- D. 343,478 1/1994 Poulos .
- D. 345,032 3/1994 Curtis .
- D. 345,629 3/1994 Tipp .
- D. 345,824 4/1994 Fitz .
- D. 345,825 4/1994 Arnold .
- D. 346,550 5/1994 Terrell .
- D. 346,551 5/1994 Terrell .
- D. 348,332 6/1994 Haggett-King .
- D. 350,415 9/1994 Wagner .
- D. 350,624 9/1994 Jayanoic .
- D. 351,047 9/1994 Hendren .
- D. 352,801 11/1994 Chung .

(List continued on next page.)

[56] References Cited

U.S. PATENT DOCUMENTS

- D. 186,343 10/1959 Gershen D19/69
- D. 266,279 9/1982 Strother .
- D. 293,491 12/1987 Fronske .
- D. 305,696 1/1990 Woodman .
- D. 306,500 3/1990 Brahler D28/64
- D. 321,767 11/1991 Hemsley, Jr. .
- D. 322,491 12/1991 Huskey .
- D. 323,721 2/1992 Bushberger .
- D. 323,722 2/1992 Lott .
- D. 323,723 2/1992 Chung .
- D. 326,000 5/1992 Williams .
- D. 326,339 5/1992 Sherman .
- D. 328,978 9/1992 Hainline .
- D. 329,135 9/1992 Embree .
- D. 329,137 9/1992 Hinson .
- D. 330,092 10/1992 Starr .
- D. 333,534 2/1993 Dizos .
- D. 334,249 3/1993 Whittaker .
- D. 334,860 4/1993 Brown et al. .
- D. 335,721 5/1993 Kimball .
- D. 335,934 5/1993 Howard .
- D. 336,782 6/1993 Veis .
- D. 338,084 8/1993 Potti .
- D. 339,215 9/1993 Spencer, Jr. .
- D. 339,426 9/1993 Spencer, Jr. .
- D. 339,884 9/1993 Hartman .

FOREIGN PATENT DOCUMENTS

- 65497 2/1956 France 206/409
- 398088 9/1933 United Kingdom 225/52

Primary Examiner—Ted Shooman
Assistant Examiner—C. Tuttle
Attorney, Agent, or Firm—Lennox & Murtha

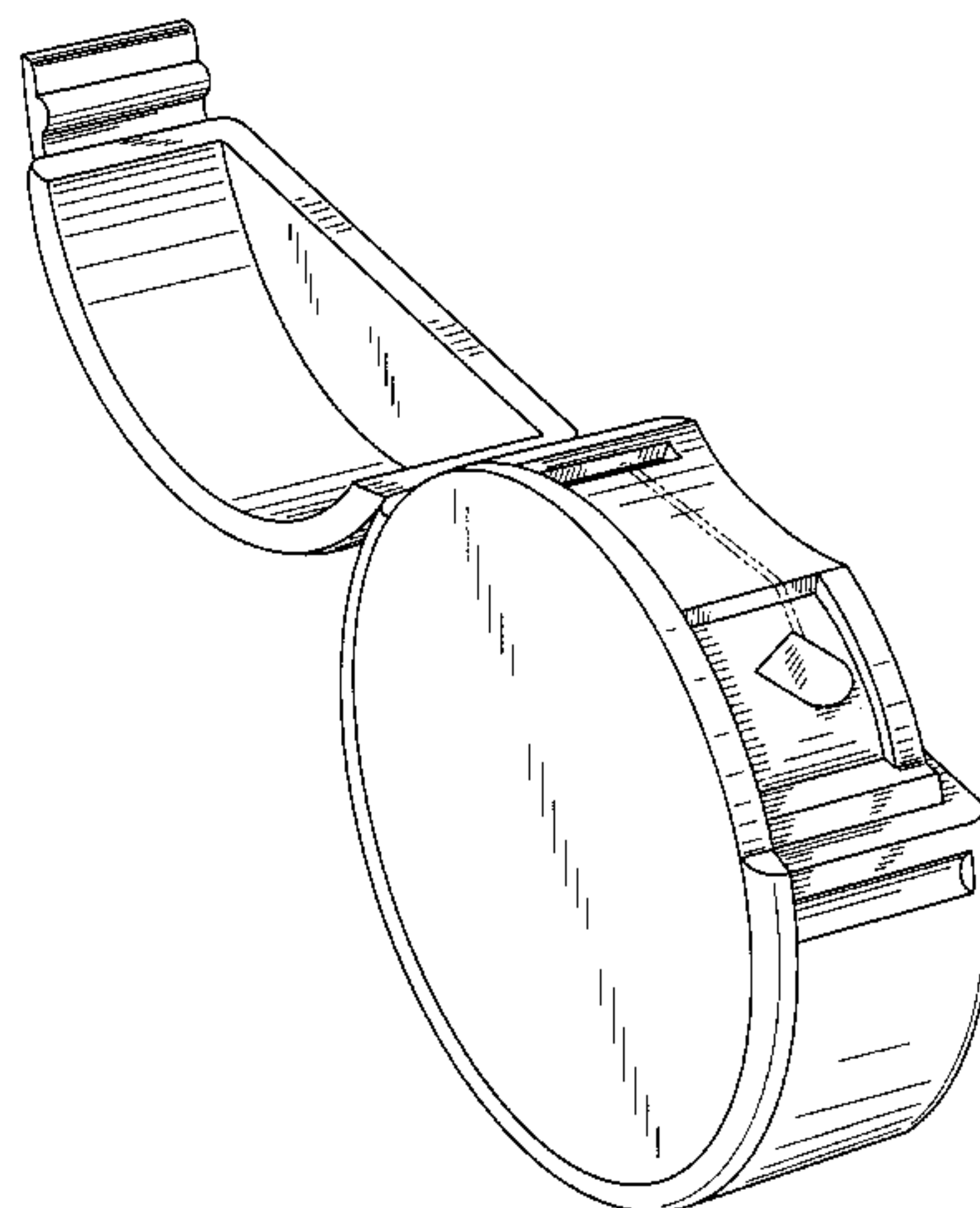
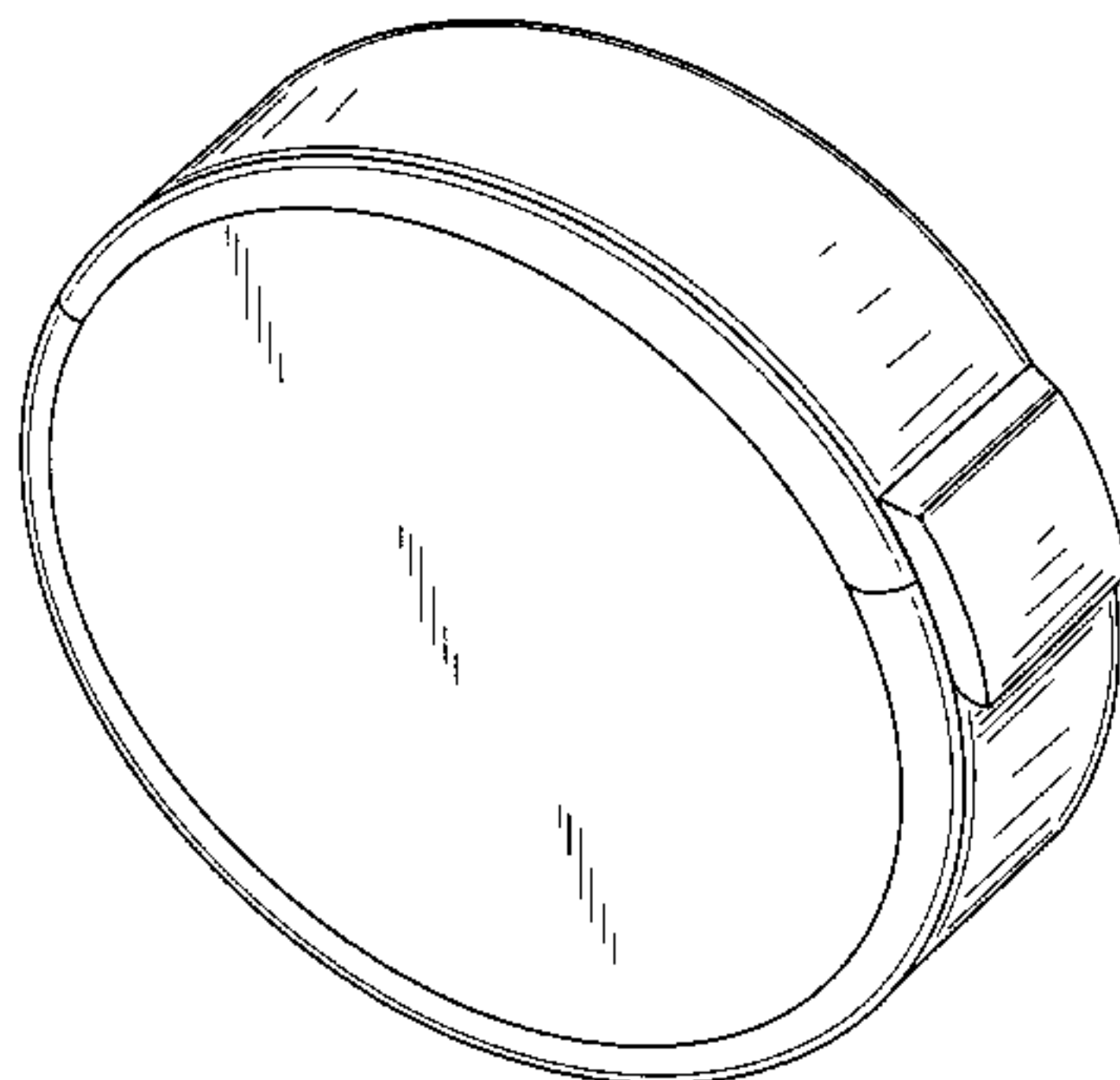
[57] CLAIM

The ornamental design for a dental floss dispenser, as shown and described.

DESCRIPTION

FIG. 1 is a top and right front perspective view showing our new design;
FIG. 2 is a top view thereof;
FIG. 3 is a left side elevational view thereof;
FIG. 4 is a front elevational view thereof;
FIG. 5 is a right side elevational view thereof;
FIG. 6 is a rear elevational view thereof;
FIG. 7 is a bottom view thereof; and,
FIG. 8 is a front, top and right side perspective view showing our new design opened, the phantom lines representing a floss strand being for illustrative purposes only and forming no part of the claimed design.

1 Claim, 4 Drawing Sheets



Des. 399,603

Page 2

U.S. PATENT DOCUMENTS

D. 354,154	1/1995	Topelko .	D. 358,682	5/1995	Johnson .
D. 355,278	2/1995	Dumost .	D. 381,773	7/1997	Hemsley, Jr. D28/64
D. 356,394	3/1995	Dougherty .	1,454,429	5/1923	Dresser .
D. 356,655	3/1995	Maniago .	2,864,446	12/1958	Olson et al. 225/47 X
D. 357,551	4/1995	Schindler .	2,875,963	3/1959	Collins 225/44
D. 358,001	5/1995	Ramsey .	3,930,059	12/1975	Wells .
D. 358,002	5/1995	Rakocy .	4,706,843	11/1987	Thornton .
			5,133,980	7/1992	Ream et al. 206/409 X

FIG. 1

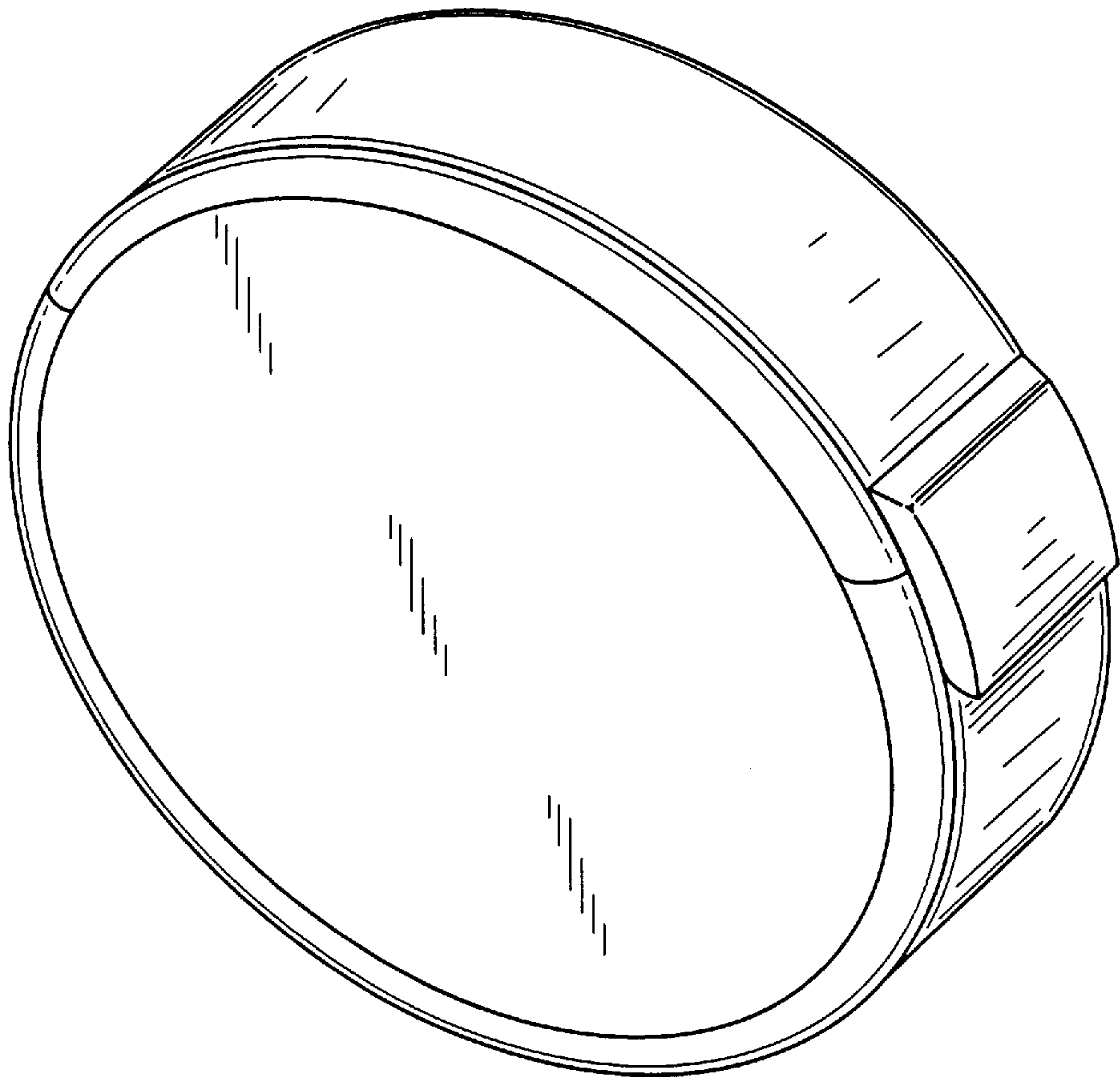


FIG. 2

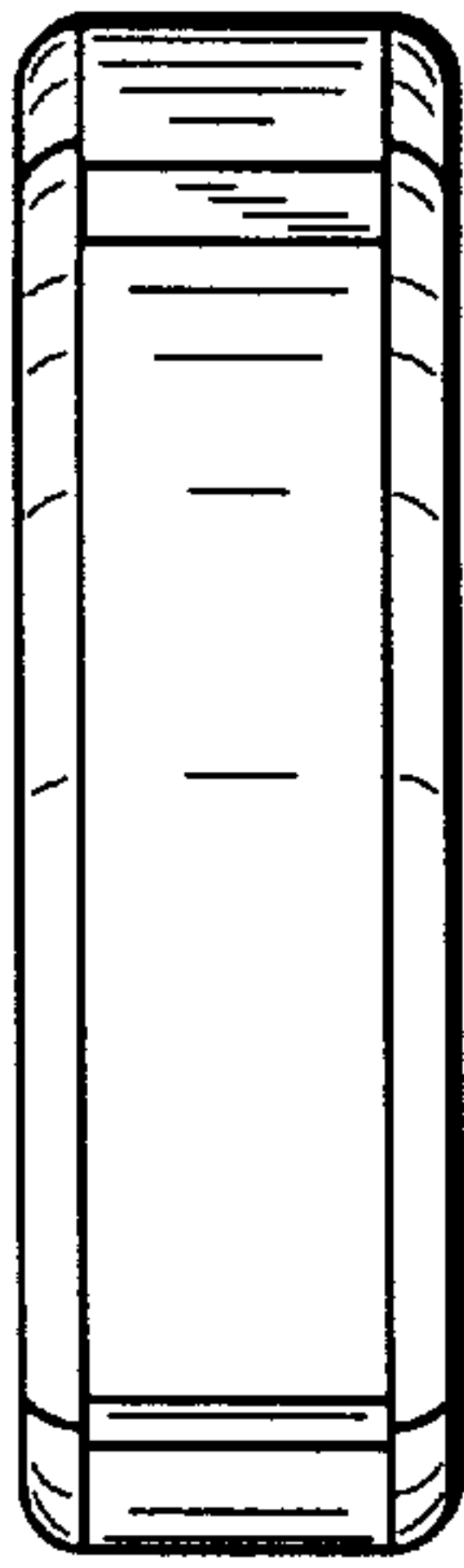


FIG. 3




FIG. 4

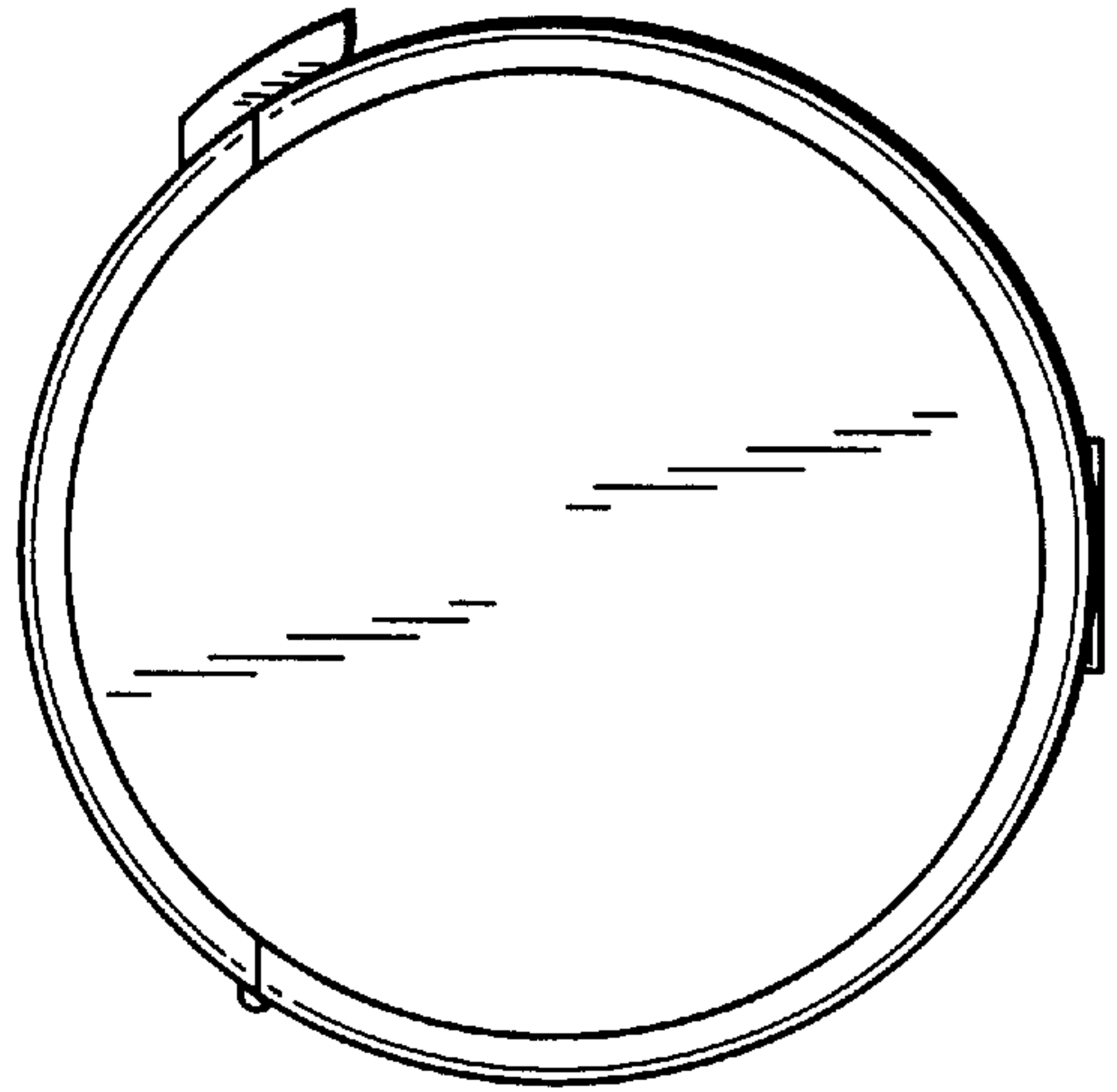


FIG. 5

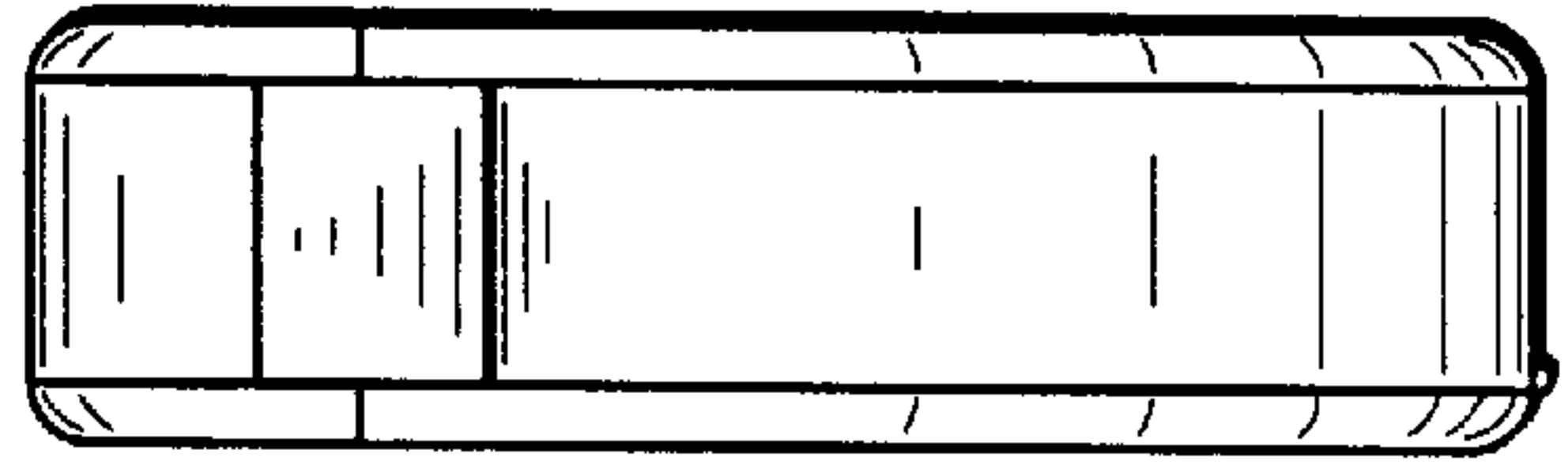


FIG. 6

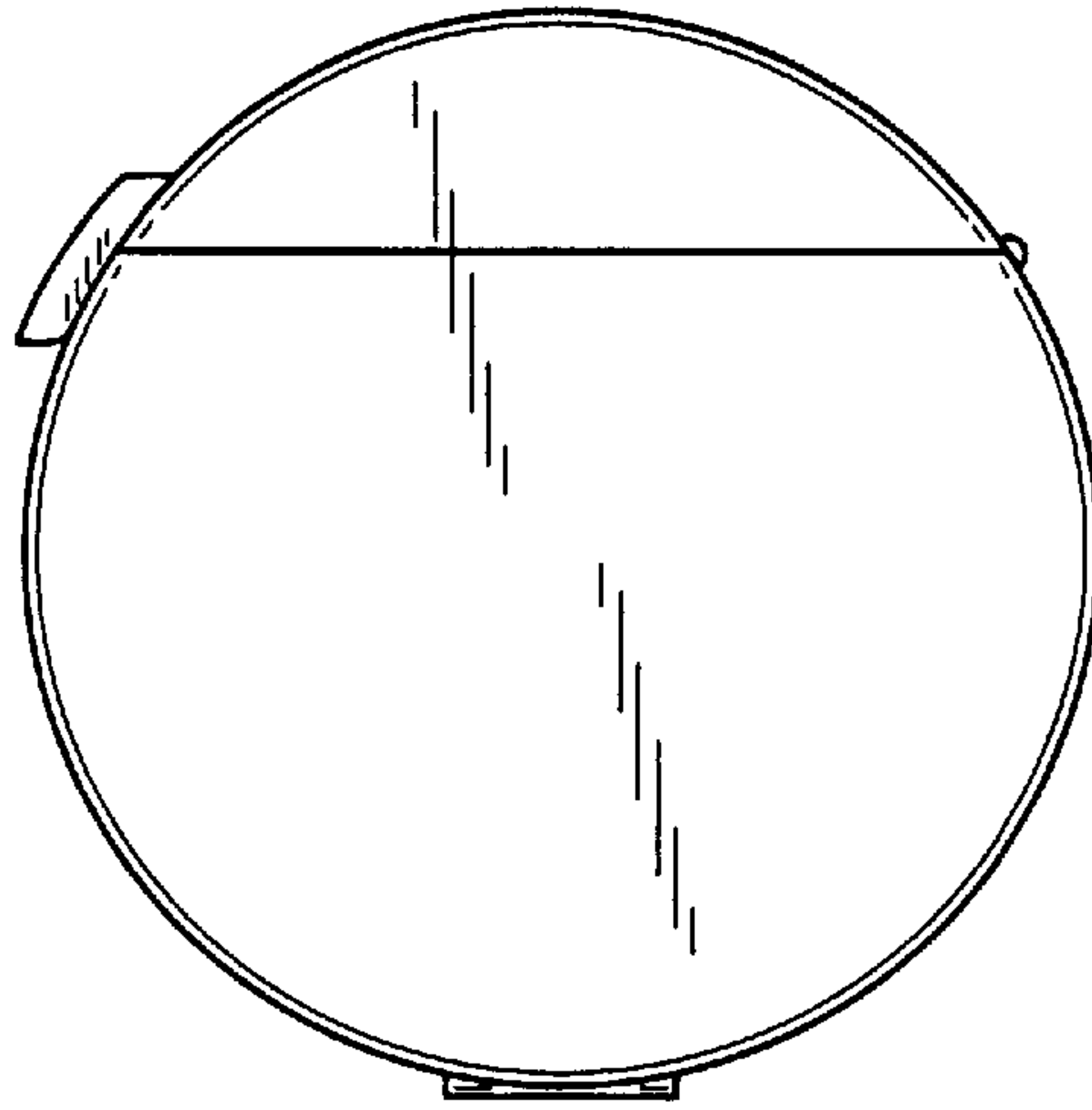


FIG. 7

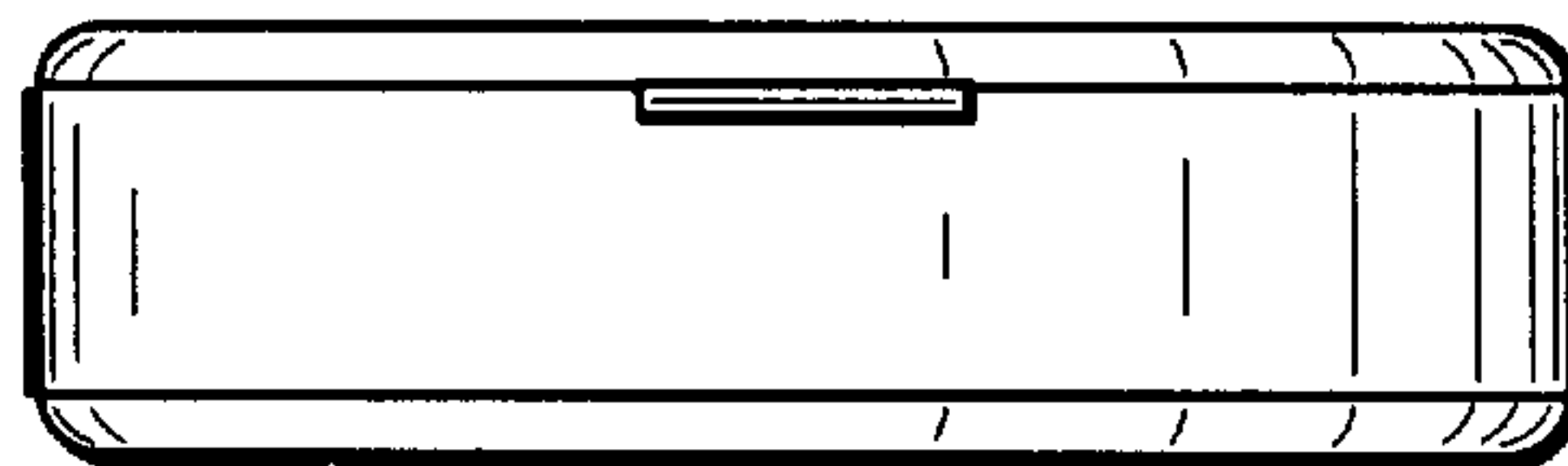


FIG. 8

