



US00D399554S

United States Patent [19]

Tsuji et al.

[11] **Patent Number:** **Des. 399,554**
[45] **Date of Patent:** ****Oct. 13, 1998**

[54] **LOWER HOUSING FOR A CEILING FAN**

D. 349,337 8/1994 Tsuji D23/379
D. 358,877 5/1995 Tsuji D23/377

[75] Inventors: **Masao Tsuji**, Germantown, Tenn.; **Jack W. Gee, II**, Huntsville, Ala.

OTHER PUBLICATIONS

[73] Assignee: **Hunter Fan Company**, Memphis, Tenn.

Hunter Fan Co. Cat, p. 63, Ceiling Fan Motor Housing A, left middle side of page.

[**] Term: **14 Years**

Primary Examiner—Lisa Lichtenstein
Attorney, Agent, or Firm—Baker, Donelson, Bearman & Caldwell

[21] Appl. No.: **74,539**

[22] Filed: **Aug. 5, 1997**

Related U.S. Application Data

[62] Division of Ser. No. 58,257, Aug. 9, 1996.

[51] **LOC (6) Cl.** **23-04**

[52] **U.S. Cl.** **D23/411; D23/377; D23/379**

[58] **Field of Search** D23/411, 385, D23/377, 379; 416/5; 392/364; 362/96

[56] **References Cited**

U.S. PATENT DOCUMENTS

D. 270,943 10/1983 Dennis D23/411

[57] CLAIM

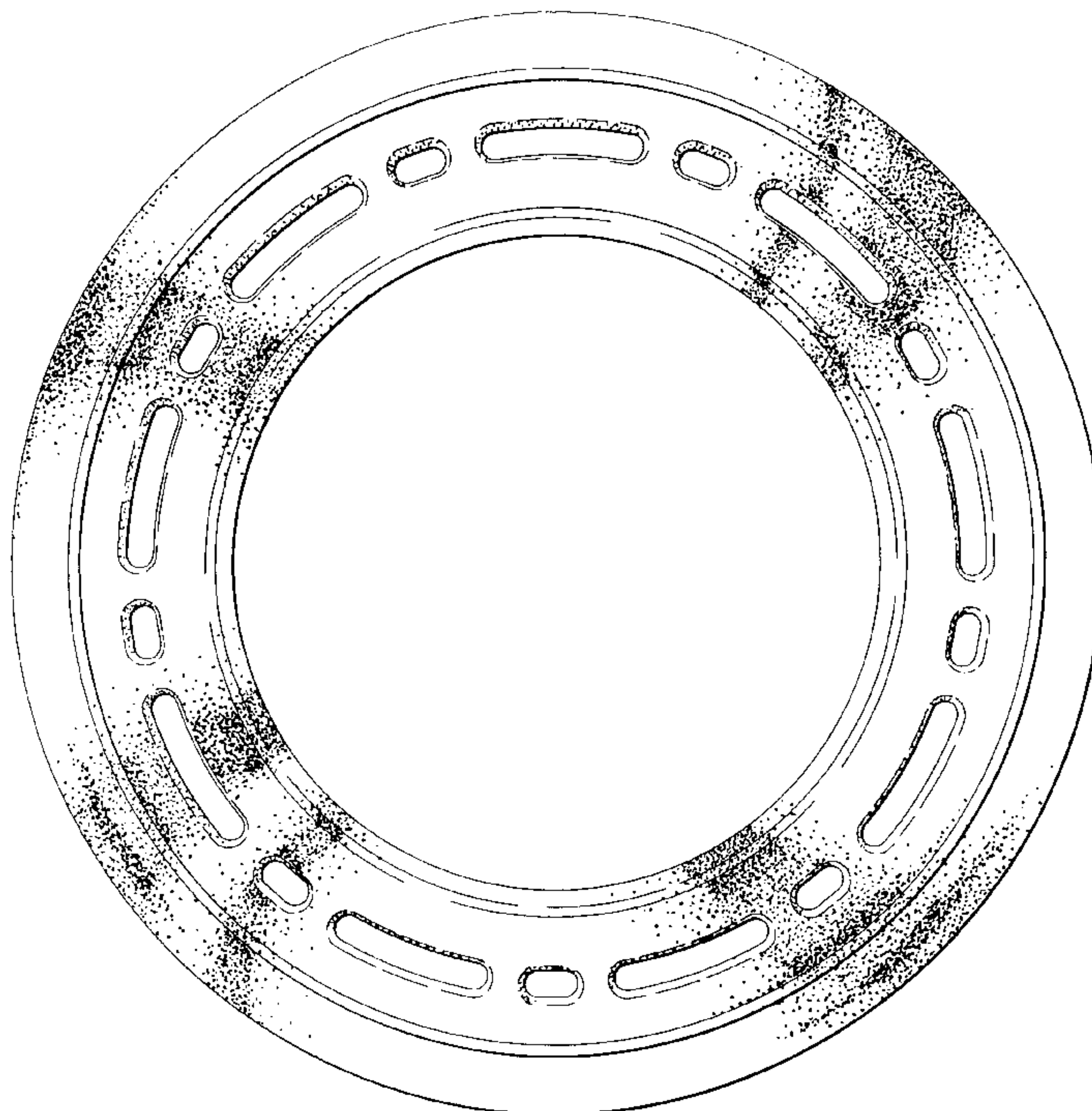

The ornamental design for a lower housing for a ceiling fan, as shown and described.

DESCRIPTION

FIG. 1 is a front view of the lower housing for a ceiling fan showing our new sign, with the left side, right side, and rear views being mirror images thereof; and,

FIG. 2 is a bottom view thereof.

1 Claim, 2 Drawing Sheets



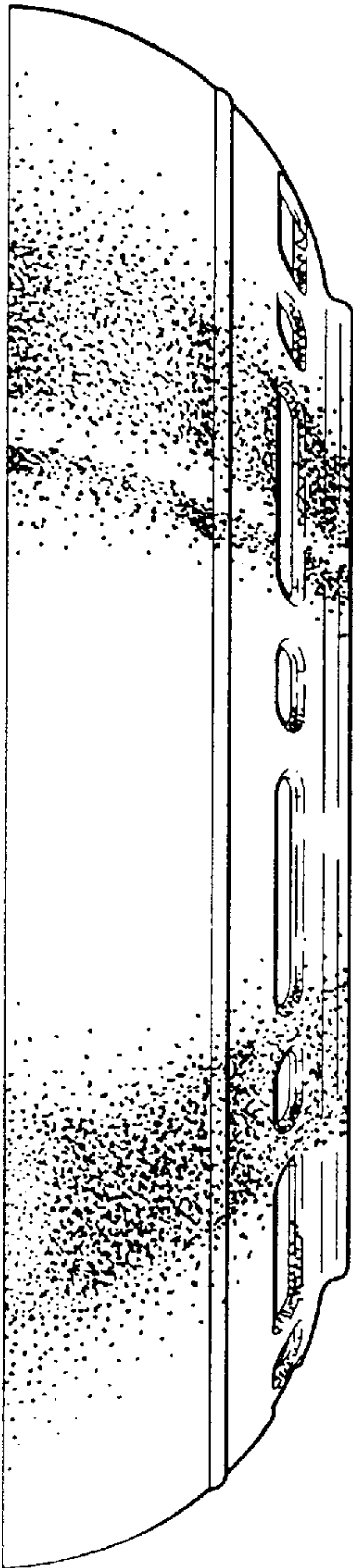


FIG 1

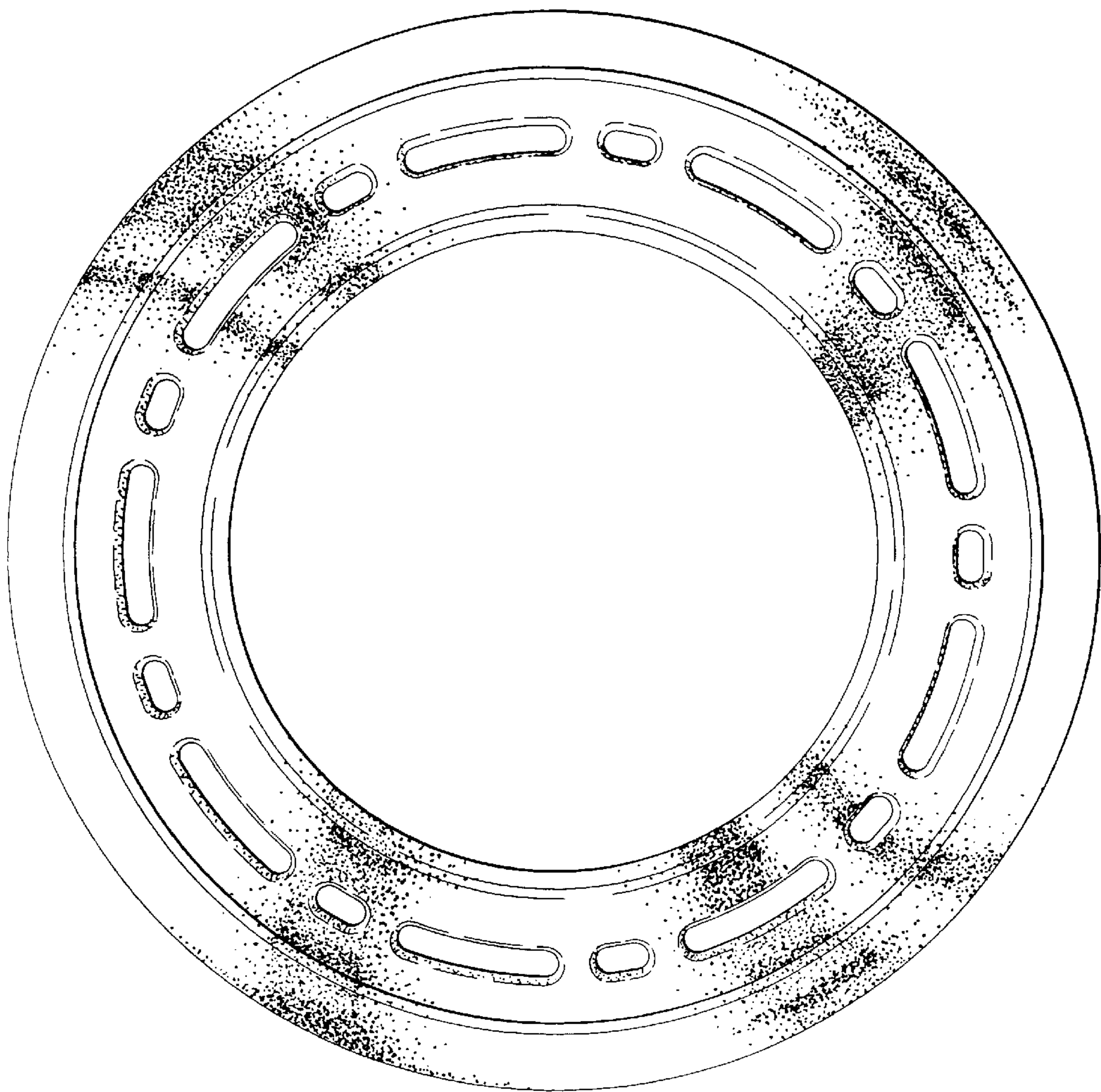


FIG 2