



US00D399528S

United States Patent [19] Kramer

[11] Patent Number: Des. 399,528

[45] Date of Patent: **Oct. 13, 1998

[54] COIN HOLDING AND DISPLAY SYSTEM

5,160,169 11/1992 Juan 281/15.1
5,316,404 5/1994 Hensel 402/79

[76] Inventor: Keith D. Kramer, 8335 Grenoble St.
#28, Sunland, Calif. 91040

Primary Examiner—Martie K. Holtje

[**] Term: 14 Years

[57] CLAIM

[21] Appl. No.: 71,665

The ornamental design for a coin holding and display system, as shown and described.

[22] Filed: Jun. 5, 1997

DESCRIPTION

[51] LOC (6) Cl. 19-04

[52] U.S. Cl. D19/33; D19/27

[58] Field of Search D19/1, 2, 3, 33,
D19/31, 27, 64; 220/23.4; 206/0.83, 445,
449, 504; 312/111; 40/27.5, 730, 761, 765,
776, 124.06, 661; 402/4, 79; 53/532; 281/15.1

FIG. 1 is a front elevational view of the coin holding and display system of the present invention;

FIG. 2 is a rear elevational view of the coin holding and display system of FIG. 1;

FIG. 3 is a right side elevational view of the coin holding and display system of FIG. 1;

FIG. 4 is a left side elevational view of the coin holding and display system of FIG. 1;

FIG. 5 is a top plan view of the coin holding and display system of FIG. 1;

FIG. 6 is a bottom plan view of the coin holding and display system of FIG. 1; and,

FIG. 7 is a front elevational view of the coin holding and display system of FIG. 1 in an exploded condition.

[56] References Cited

U.S. PATENT DOCUMENTS

D. 71,153	9/1926	Moreland	D19/31
D. 316,107	4/1991	Locknor	D19/64 X
D. 331,421	12/1992	Ross	D19/33
1,977,667	10/1934	Breitkreuz	206/449
2,521,792	9/1950	Hollander	206/0.83
2,827,166	3/1958	Evans, III	206/0.83
5,058,734	10/1991	Scheible	206/0.83

1 Claim, 3 Drawing Sheets

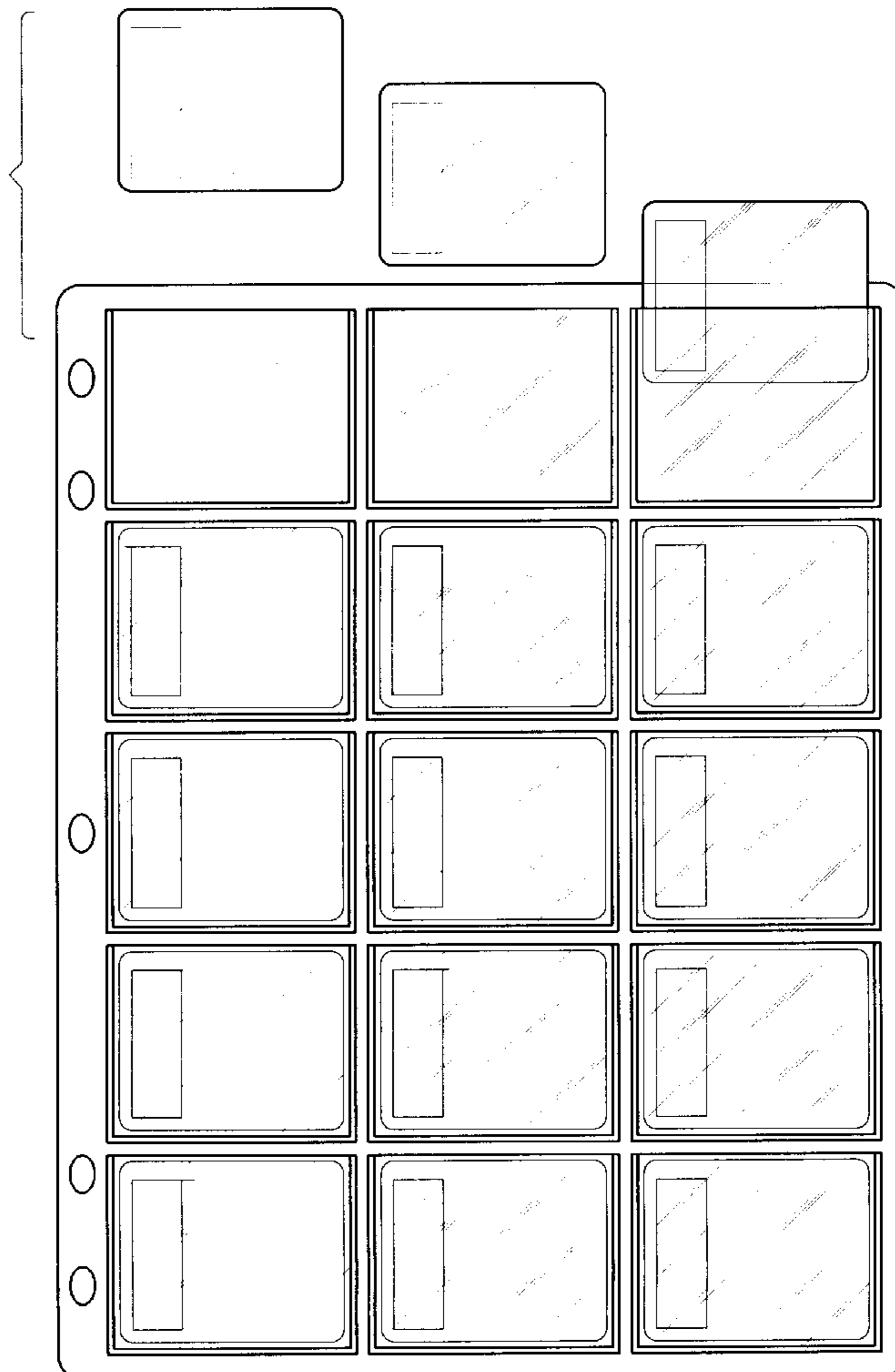


FIG. 1

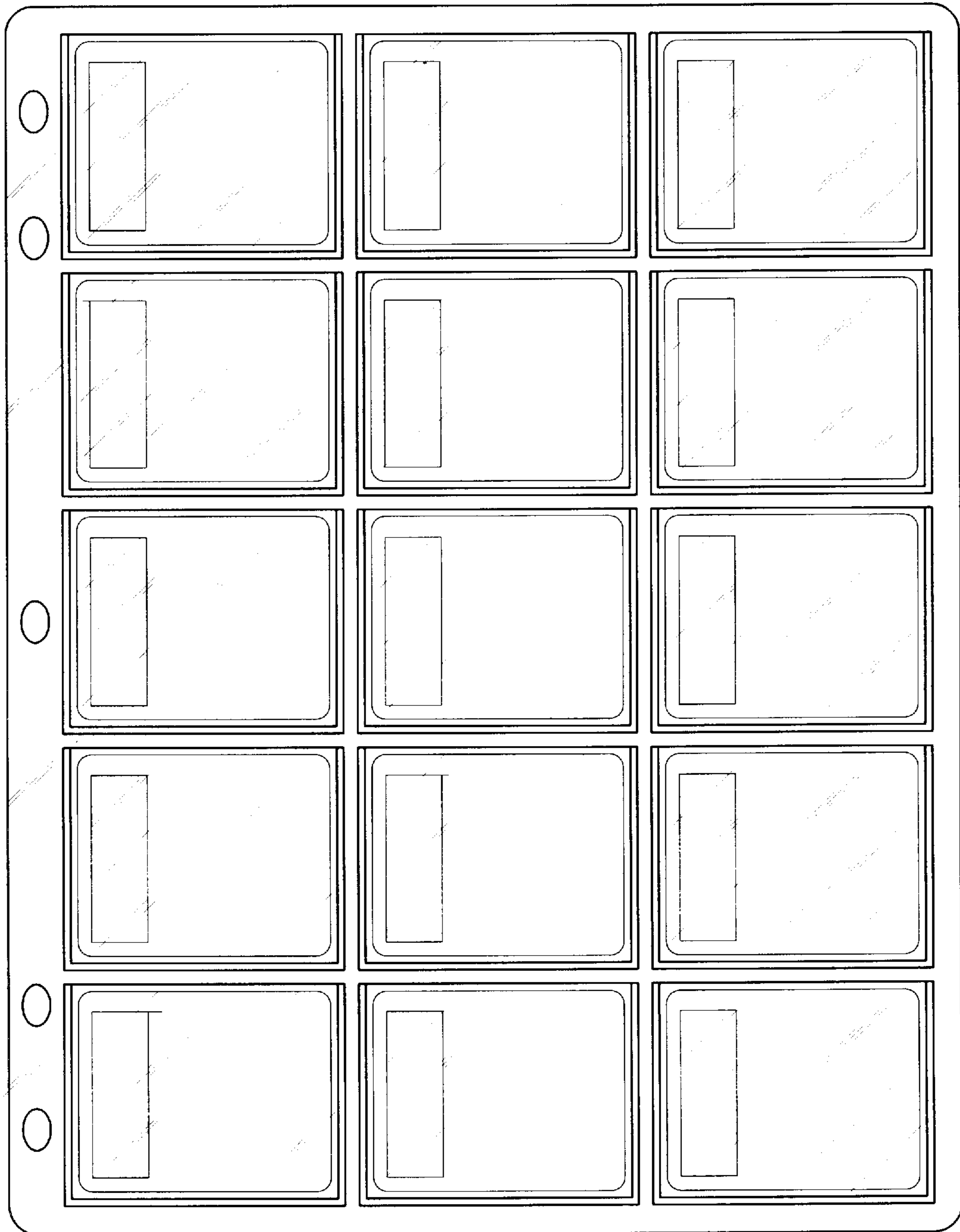


FIG. 2

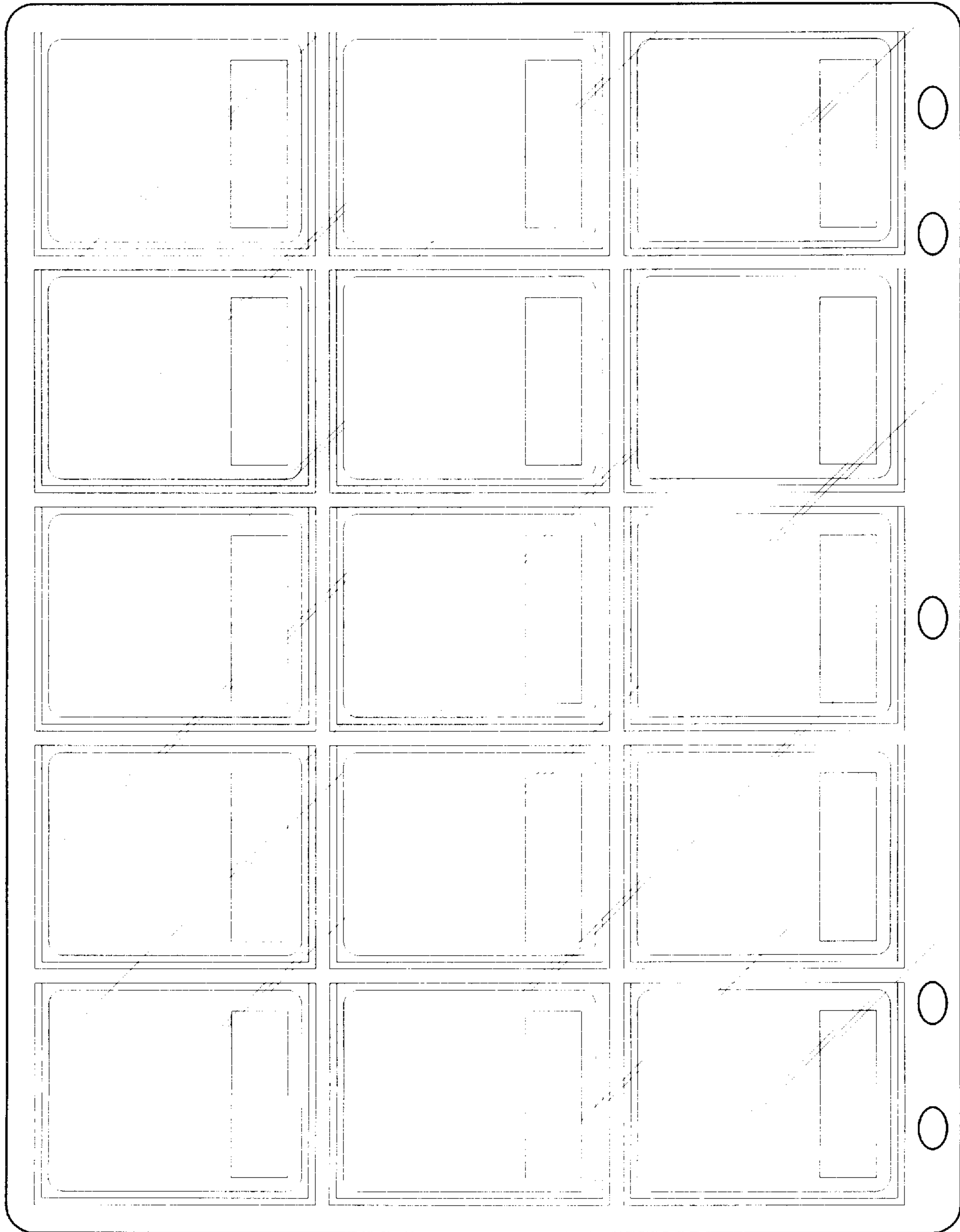


FIG. 3 FIG. 4

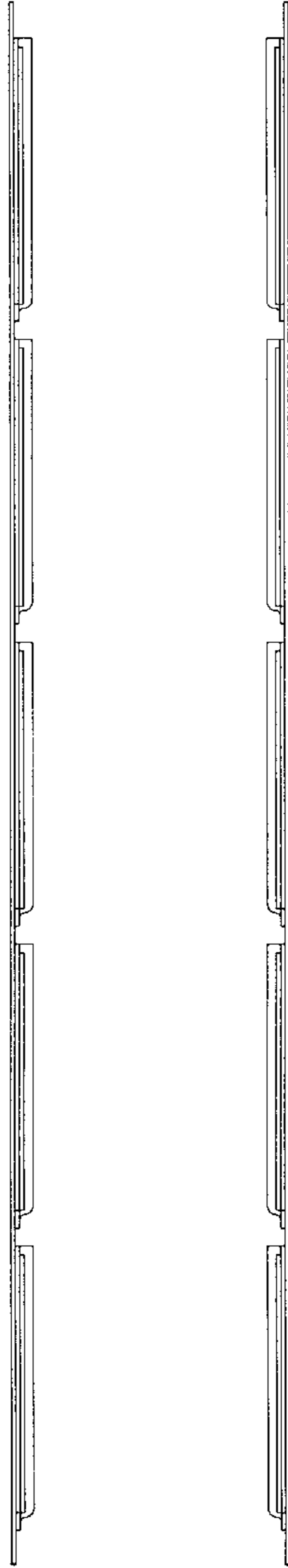


FIG. 5

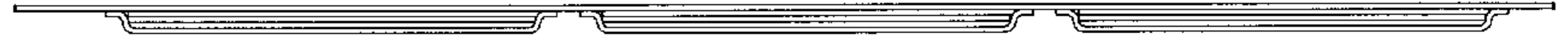


FIG. 6

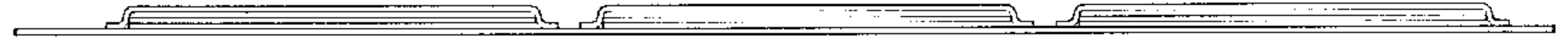


FIG. 7

