



US00D399527S

# United States Patent [19]

[11] **Patent Number: Des. 399,527**

**Price**

[45] **Date of Patent: \*\*Oct. 13, 1998**

[54] **COMBINED INDEX TAB AND PAPER HOLDER**

2,329,974 9/1943 Bennett ..... 40/658 X  
2,415,248 2/1947 Kenna et al. .... D19/65 X  
2,599,921 6/1952 Johnson ..... D11/202 X

[76] Inventor: **Edwin A. Price**, 16001 E. 11th Ave.,  
Aurora, Colo. 80011

### FOREIGN PATENT DOCUMENTS

[\*\*] Term: **14 Years**

115080 10/1945 Sweden ..... 24/67.9

[21] Appl. No.: **45,465**

*Primary Examiner*—Alan P. Douglas

[22] Filed: **Oct. 20, 1995**

### [57] CLAIM

[51] **LOC (6) Cl.** ..... **19-04**

The ornamental design for a combined index tab and paper holder, as shown and described.

[52] **U.S. Cl.** ..... **D19/32**

### DESCRIPTION

[58] **Field of Search** ..... D19/34, 65; D11/78.1,  
D11/202, 210, 203; 281/42, 46; 40/658,  
666; 24/67 R, 67.9, 52, 49.1


FIG. 1 is a top perspective view of a combined index tab and paper holder showing my new design, it being understood that the undisclosed bottom perspective view is the same as shown in FIG. 3 except for the angled interior clip;  
FIG. 2 is a side elevational view thereof, the undisclosed side being a mirror image;  
FIG. 3 is a bottom perspective view of a second embodiment of FIG. 1;  
FIG. 4 is a top perspective view thereof; and,  
FIG. 5 is a side elevational view thereof, the undisclosed side being a mirror image.

### [56] References Cited

#### U.S. PATENT DOCUMENTS

D. 169,825 6/1953 Schildkrant ..... D11/78.1  
D. 218,511 8/1970 Sarro ..... D19/34  
D. 301,042 5/1989 Capamaggio ..... D19/34  
1,333,515 3/1920 Thompson ..... 40/688  
1,336,723 4/1920 Bennett ..... 40/658  
1,493,072 5/1924 Fricker ..... D19/34 X  
1,668,109 5/1928 Egan ..... 40/688 X

**1 Claim, 1 Drawing Sheet**






fig 1




fig 2



fig 3




fig 5




fig 4