US00D399519S

United States Patent [19]

Yee

[11] **Patent Number: Des. 399,519**

[45] **Date of Patent: **Oct. 13, 1998**

[54] **EYEGLASSES**

[75] Inventor: **Peter Yee**, Irvine, Calif.

[73] Assignee: **Oakley, Inc.**, Foothill Ranch, Calif.

[**] Term: **14 Years**

[21] Appl. No.: **75,055**

[22] Filed: **Aug. 12, 1997**

Related U.S. Application Data

[62] Division of Ser. No. 55,504, Jun. 6, 1996, Pat. No. Des. 384,364.

[51] **LOC (6) Cl.** **16-06**

[52] **U.S. Cl.** **D16/314**

[58] **Field of Search** D16/300, 304, D16/306, 309, 311–317, 319, 325–330, 335; 351/41, 44, 51–52, 103, 105–106, 109, 111, 118–119, 124, 158; 2/447, 448

[56] **References Cited**

U.S. PATENT DOCUMENTS

D. 145,288	7/1946	Di Cicco .
D. 202,130	8/1965	Mitchell .
D. 204,417	4/1966	Shindler .
D. 322,975	1/1992	Bolle .
D. 323,333	1/1992	Jannard et al. .
D. 323,665	2/1992	Simioni .
D. 324,394	3/1992	Jannard .
D. 324,528	3/1992	Jannard .
D. 325,040	3/1992	Jannard .
D. 328,468	8/1992	Jannard .
D. 329,445	9/1992	Jannard .
D. 330,035	10/1992	Jannard .
D. 330,715	11/1992	Jannard .
D. 330,903	11/1992	Jannard .
D. 331,587	12/1992	Jannard et al. .
D. 331,763	12/1992	Jannard .
D. 333,145	2/1993	Jannard .
D. 334,389	3/1993	Bolle .
D. 335,887	5/1993	Jannard .
D. 344,742	3/1994	Jannard .
D. 354,501	1/1995	Jannard .
D. 369,375	4/1996	Jannard et al. .
D. 371,383	7/1996	Goldman .
2,388,687	11/1945	Hammon .
3,531,189	9/1970	Petito .
3,689,136	9/1972	Atamian .
4,730,915	3/1988	Jannard .
5,208,614	5/1993	Jannard .
5,249,001	9/1993	Jannard .
5,412,438	5/1995	Bolle .

OTHER PUBLICATIONS

Oakley Blades, Mud Pack System, Razor Blades and Eyeshade System Advertisement, American Bicyclist & Motorcyclist, pp. 40, Mar. 1988.

"*For Your Eyes Only . . .*" Advertisement, *Runner's World,* pp. 46, Jul. 1990.

Oakley Frogskins, Blades and Mumbos Product Brochure, 1990.

Various Sunglasses, Advertisement, *Surfing Magazine,* Aug. 1993.

Primary Examiner—Raphael Barkai

Attorney, Agent, or Firm—Knobbe, Martens, Olson & Bear, LLP

[57] **CLAIM**

The ornamental design for eyeglasses, as shown and described.

DESCRIPTION

FIG. **1** is a front perspective view of the eyeglasses of the present invention;

FIG. **2** is a front elevational view thereof;

FIG. **3** is a rear elevational view thereof;

FIG. **4** is a right-side elevational view thereof, the left side elevational view being a mirror image thereof;

FIG. **5** is a top plan view thereof; and,

FIG. **6** is a bottom plan view thereof.

1 Claim, 4 Drawing Sheets

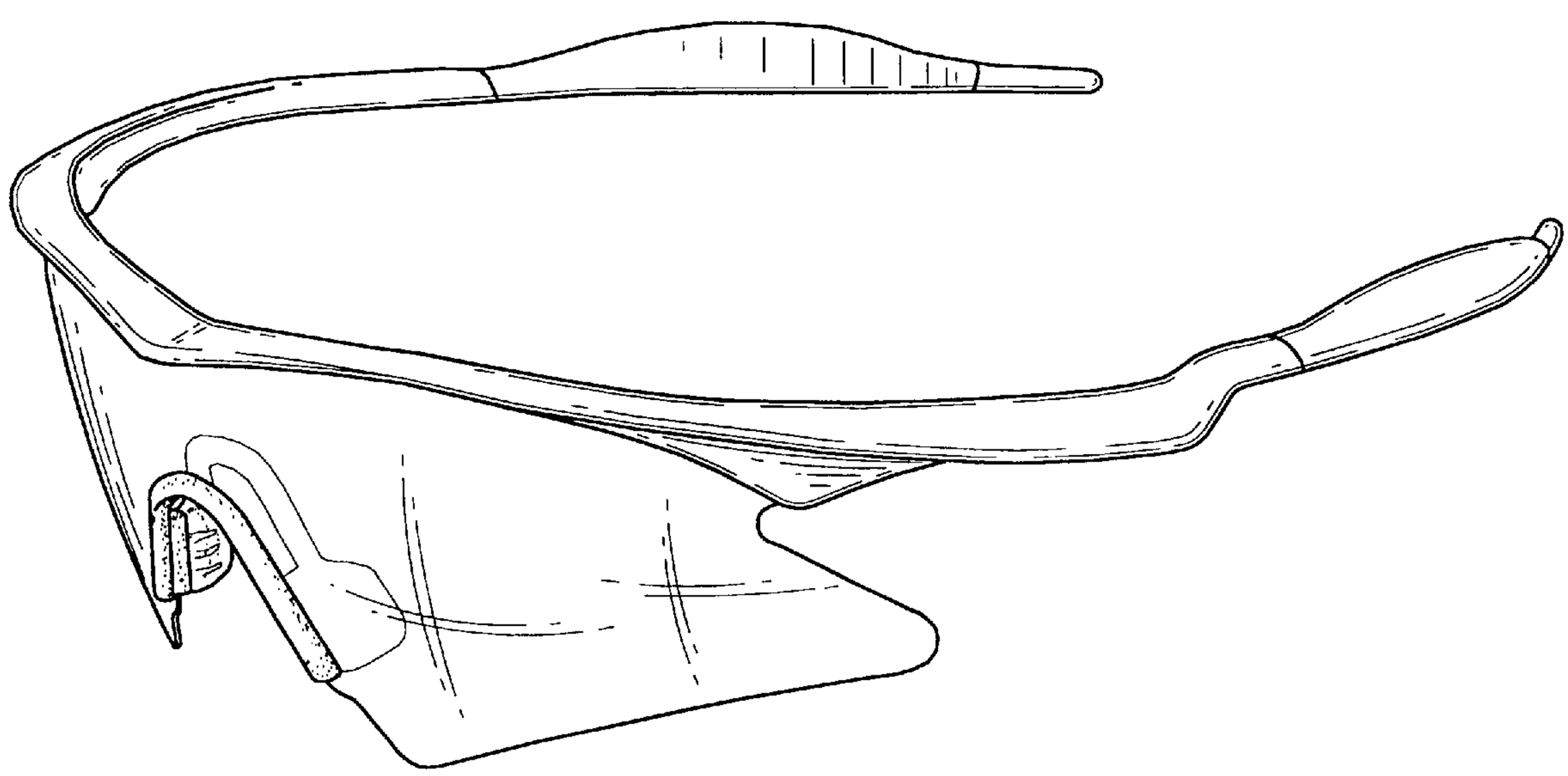

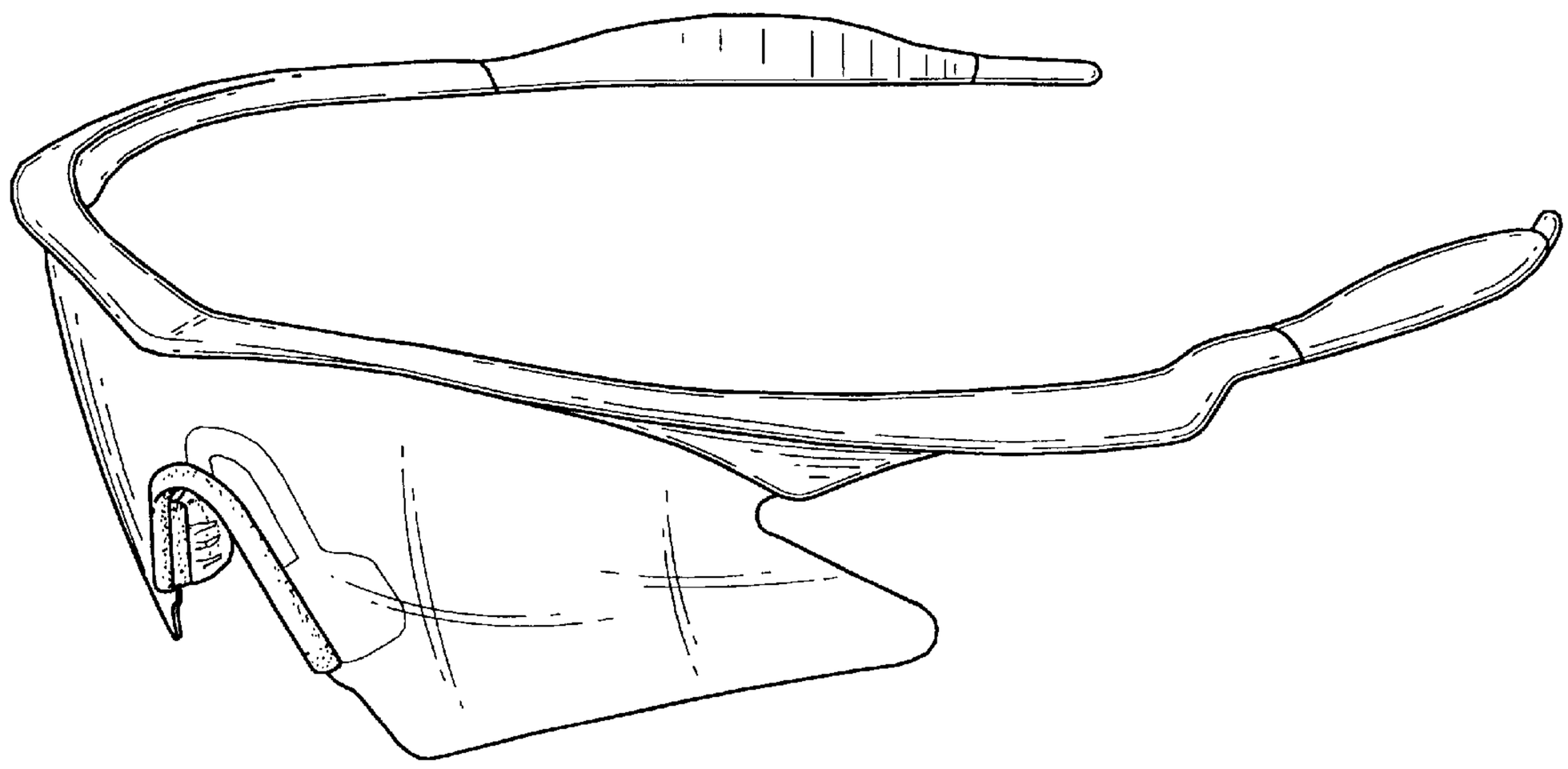

Fig. 1

Fig. 2

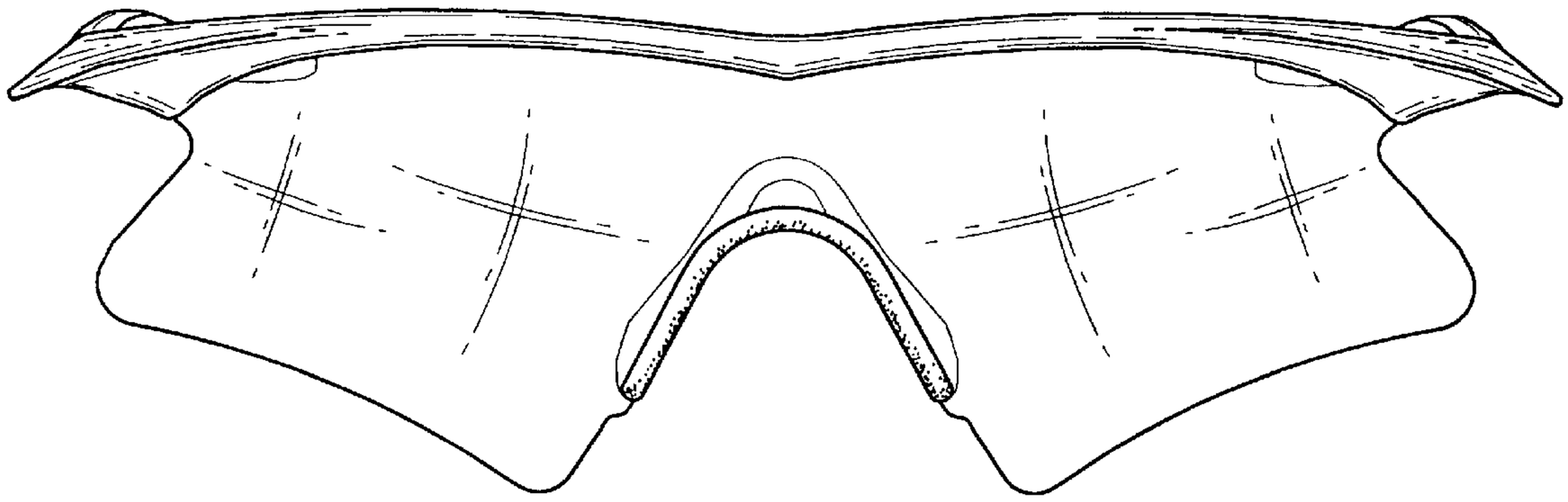

Fig. 3

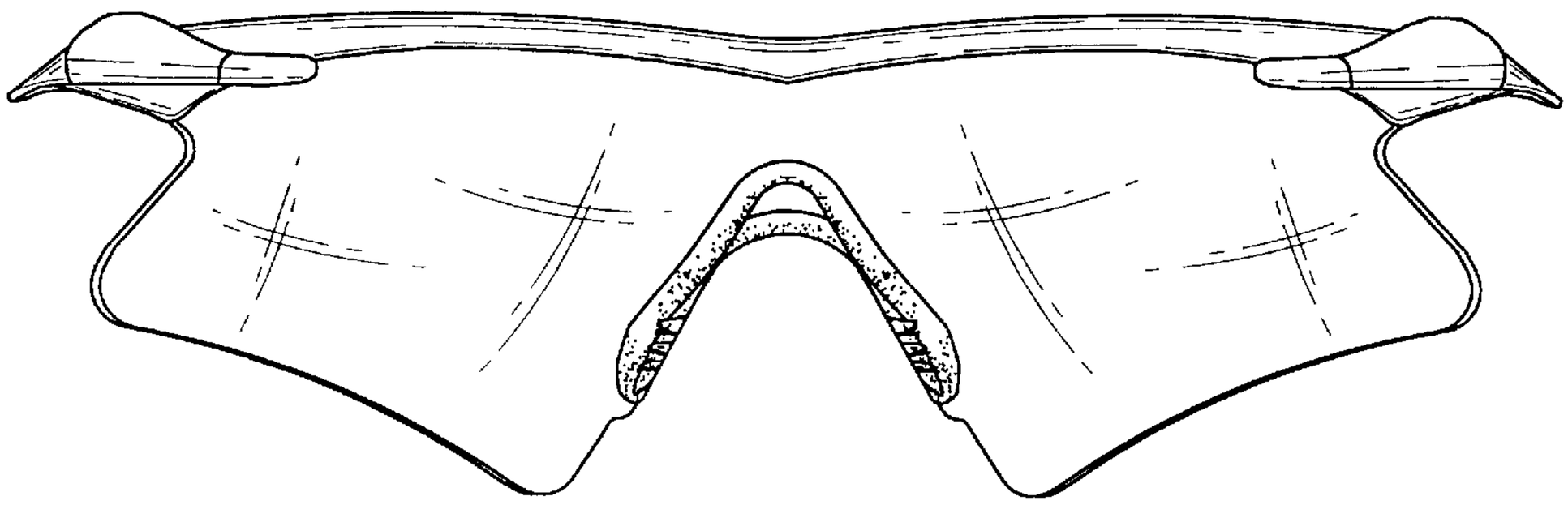

Fig. 4

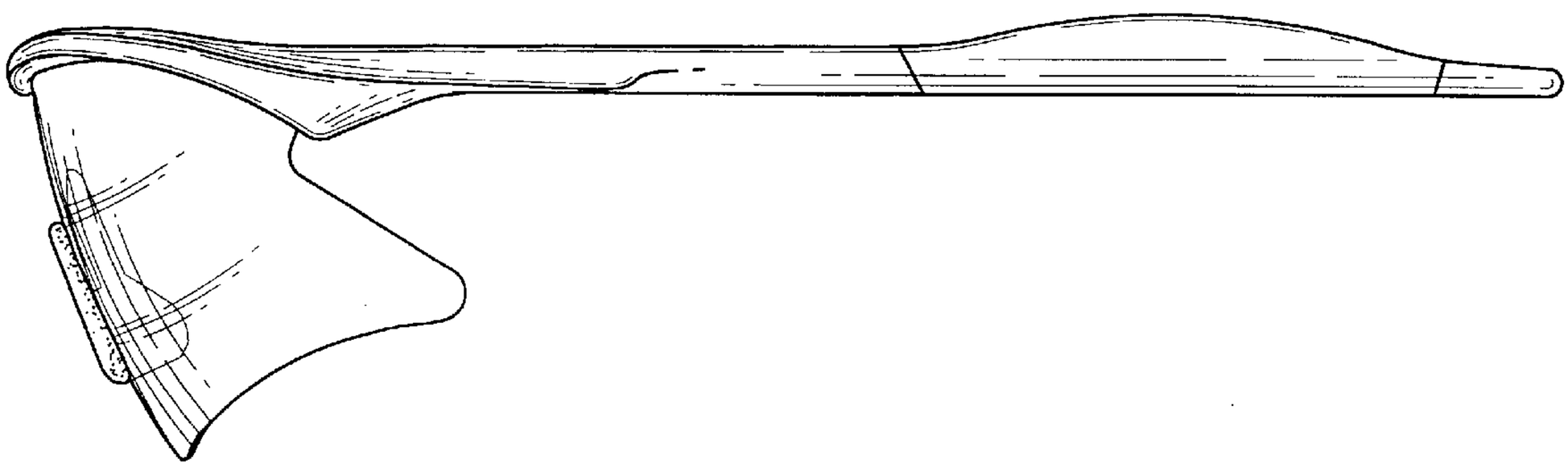

Fig. 5

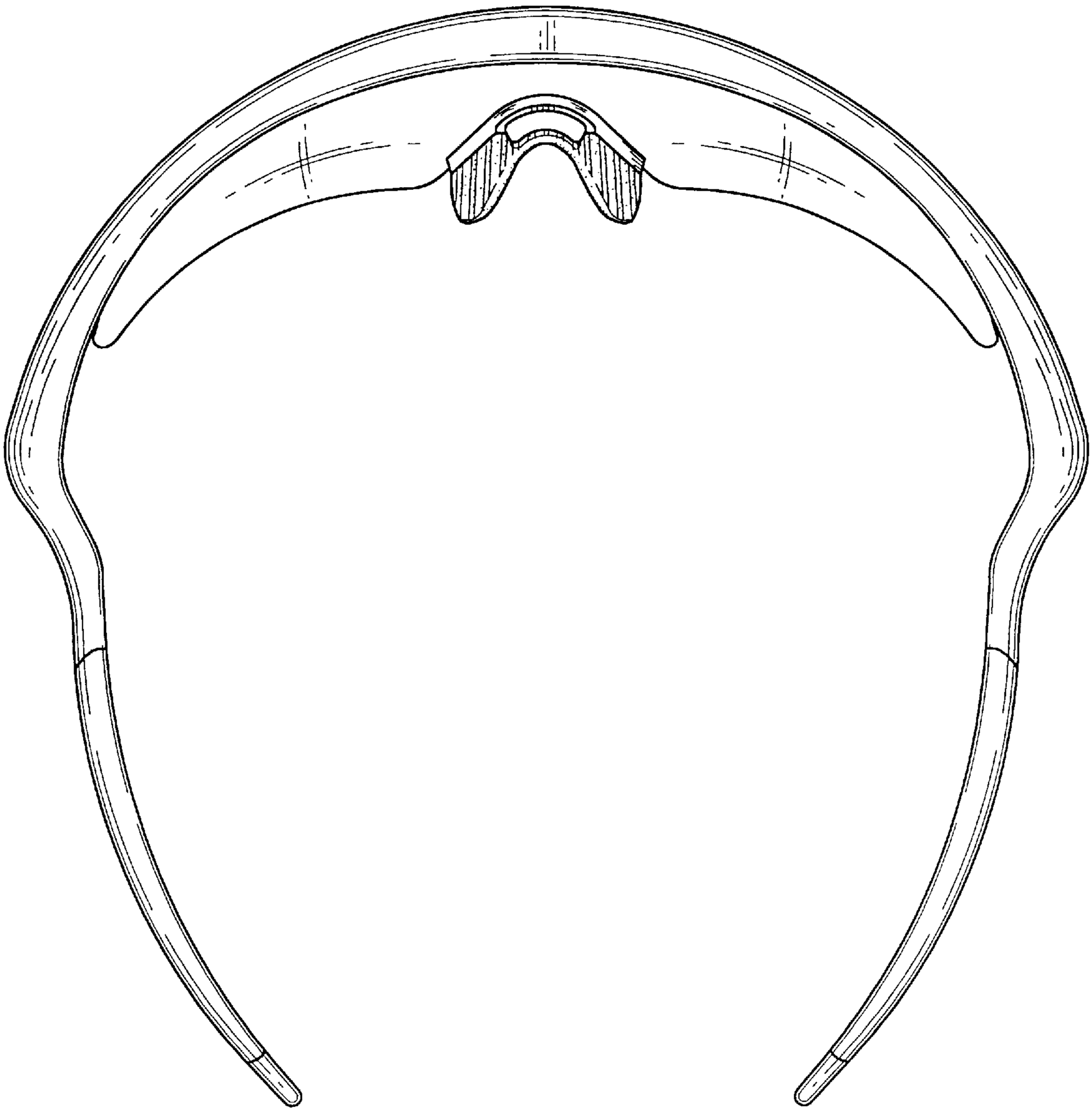
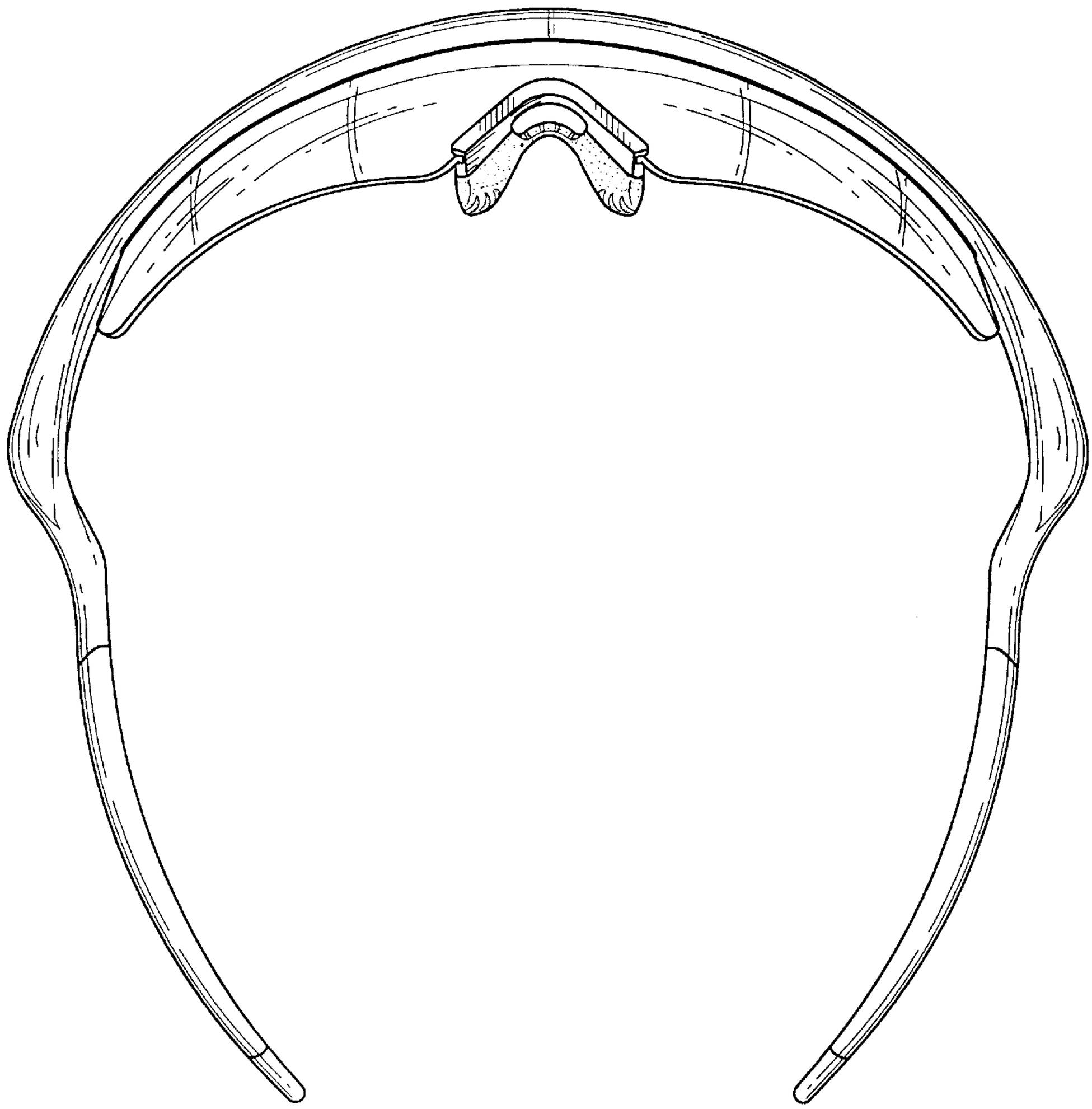
Fig. 6