



US00D399479S

United States Patent [19]

Jones

[11] Patent Number: **Des. 399,479**

[45] Date of Patent: ****Oct. 13, 1998**

[54] **MOTORCYCLE LUGGAGE RACK**

[75] Inventor: **James R. Jones**, Town & Country, Mo.

[73] Assignee: **Midwest Motorcycle Supply Distributors Corp.**, Arnold, Mo.

[**] Term: **14 Years**

[21] Appl. No.: **76,683**

[22] Filed: **Sep. 9, 1997**

[51] **LOC (6) Cl.** **12-16**

[52] **U.S. Cl.** **D12/407**

[58] **Field of Search** D12/407; 224/413, 224/412, 419, 441, 450, 452

[56] **References Cited**

U.S. PATENT DOCUMENTS

D. 101,967	11/1936	Pawsat	D12/407
D. 101,968	11/1936	Pawsat	D12/407
D. 109,727	5/1938	Pawsat	D12/407
D. 155,391	10/1949	Comiskey, Sr. et al.	D12/407
D. 203,960	3/1966	Stone	D12/407
D. 222,984	2/1972	Heltzen	D12/407
D. 230,965	3/1974	Heltzen	D12/407
D. 271,389	11/1983	Turkington et al.	D12/407
D. 276,331	11/1984	Heiman et al.	D12/407
D. 332,540	1/1993	Peterson	D12/407
1,375,752	4/1921	Green	224/445

2,531,902	11/1950	Baron	224/542
3,923,218	12/1975	Niemann	224/452
4,257,544	3/1981	Dierkes	224/413
4,266,703	5/1981	Litz	224/441
4,350,361	9/1982	Fujii	224/445
5,251,796	10/1993	Shelhart	224/454

Primary Examiner—Melody N. Brown
Attorney, Agent, or Firm—Howell & Haferkamp, L.C.

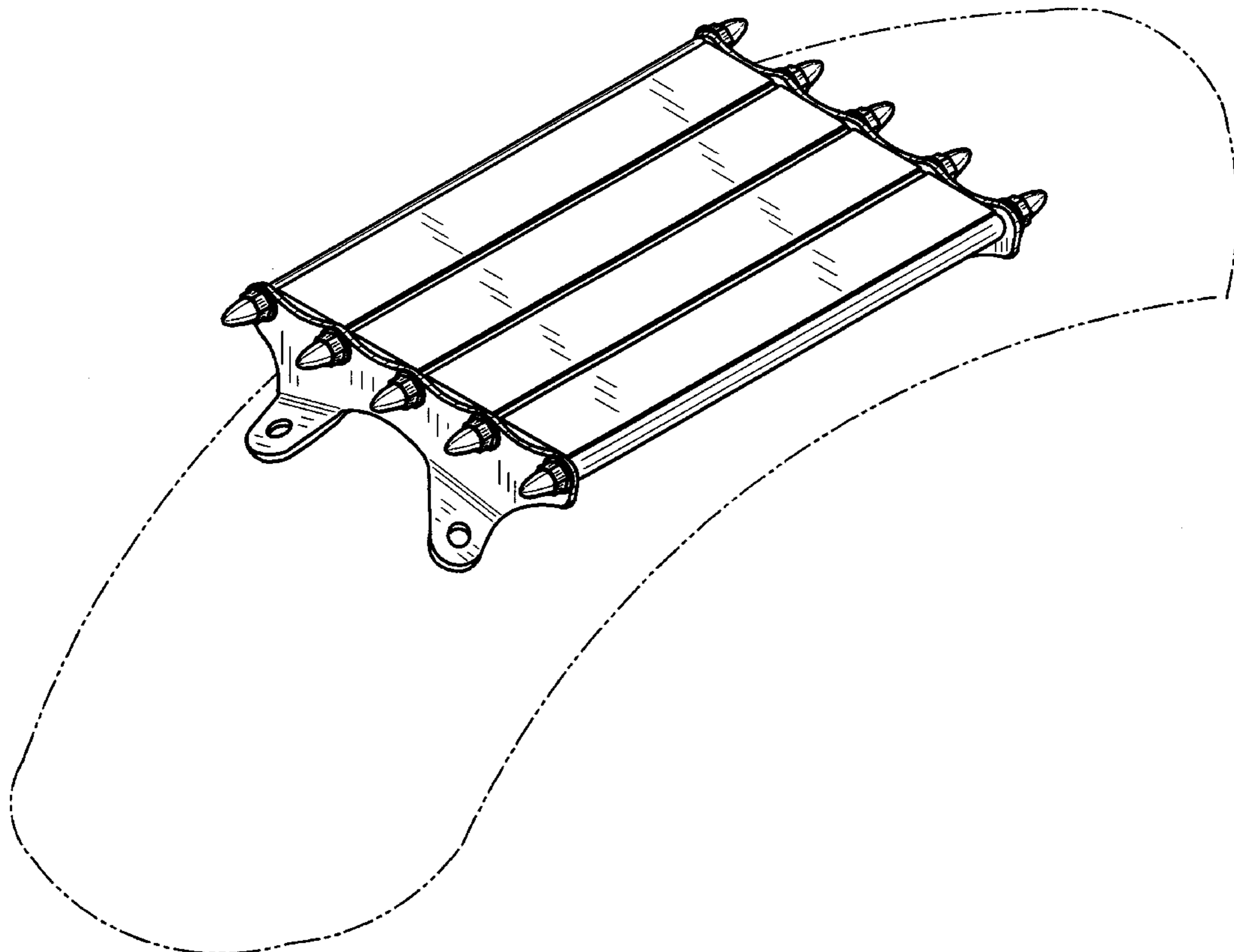
[57] **CLAIM**

The ornamental design for a motorcycle luggage rack, as shown and described.

DESCRIPTION

FIG. 1 is a perspective view of a motorcycle luggage rack showing my new design, with a motorcycle fender shown in phantom;
 FIG. 2 is a top plan view of the motorcycle luggage rack of FIG. 1;
 FIG. 3 is a side elevational view of the motorcycle luggage rack of FIG. 1;
 FIG. 4 is an end elevational view of the motorcycle luggage rack of FIG. 1; and,
 FIG. 5 is a bottom plan view of the motorcycle luggage rack of FIG. 1.
 The broken line showing of environment in FIG. 1 is for illustrative purposes only and forms no part of the claimed design.

1 Claim, 2 Drawing Sheets



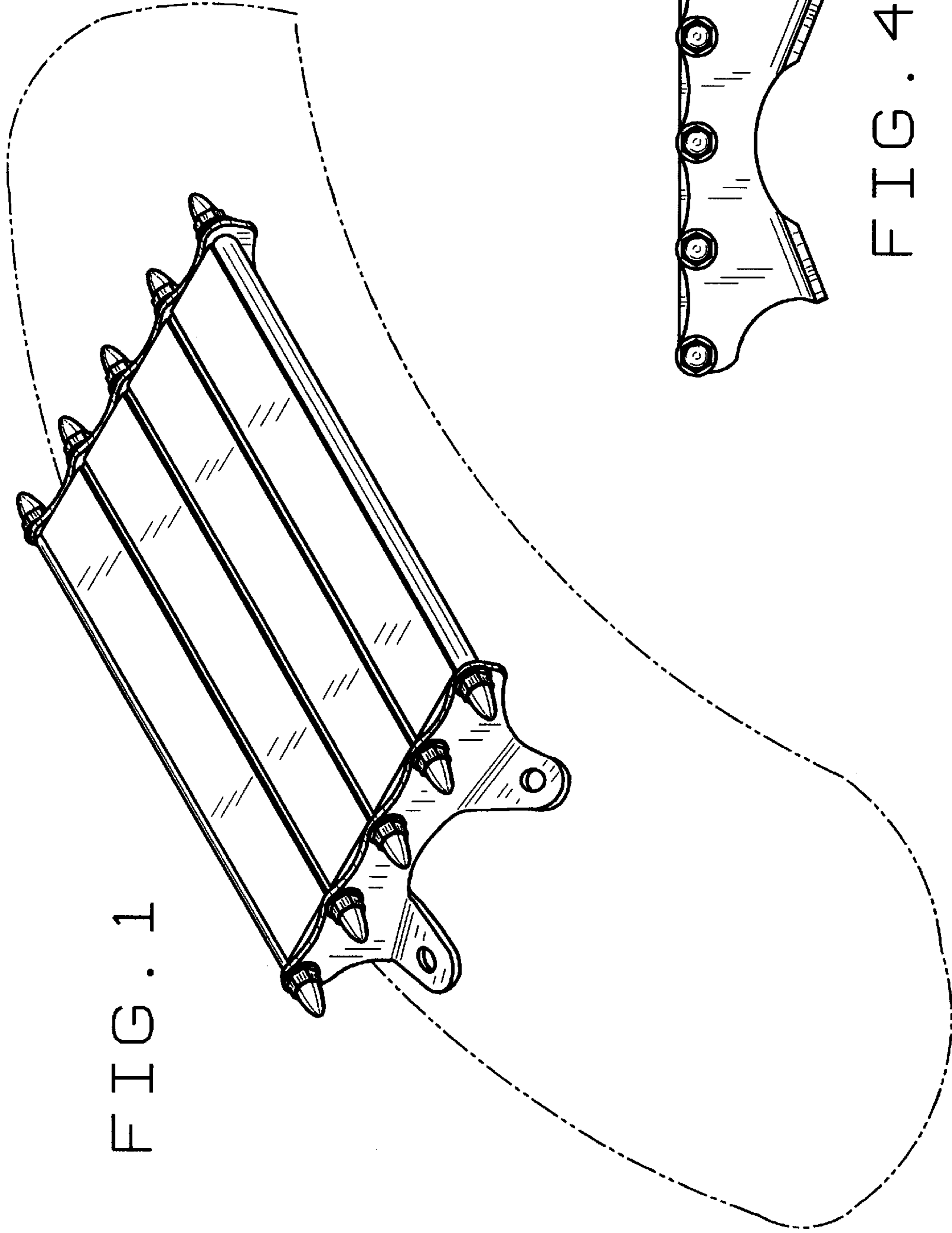


FIG. 1

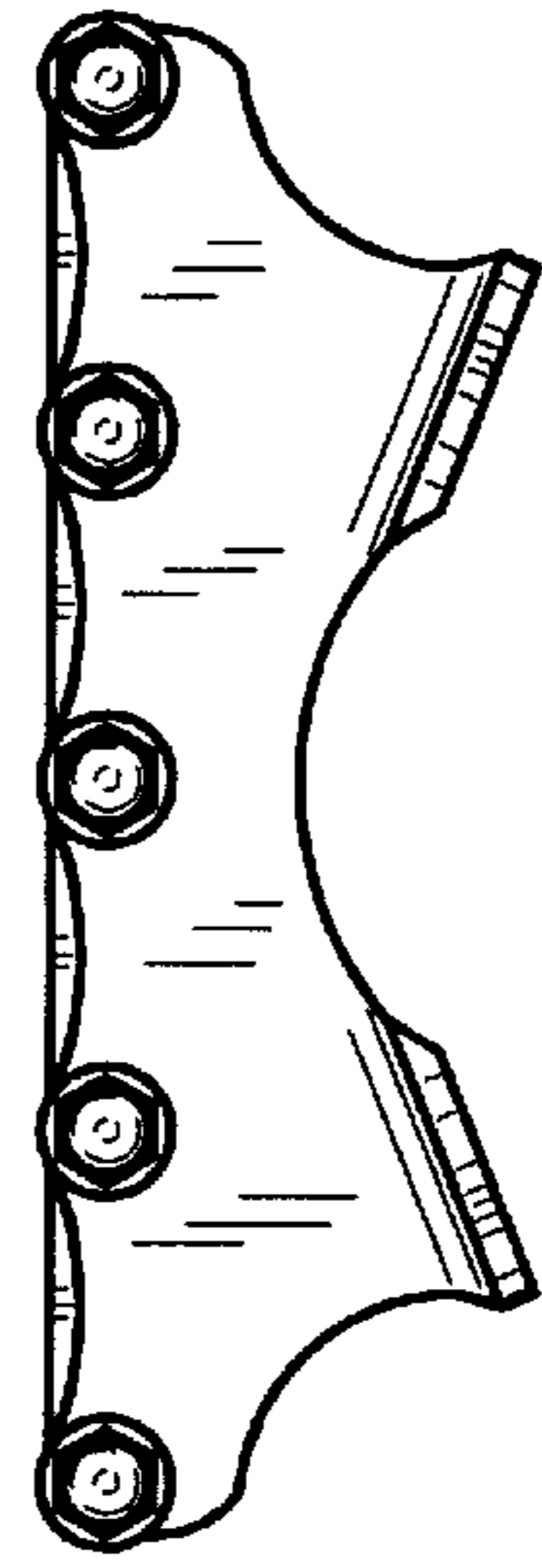


FIG. 4

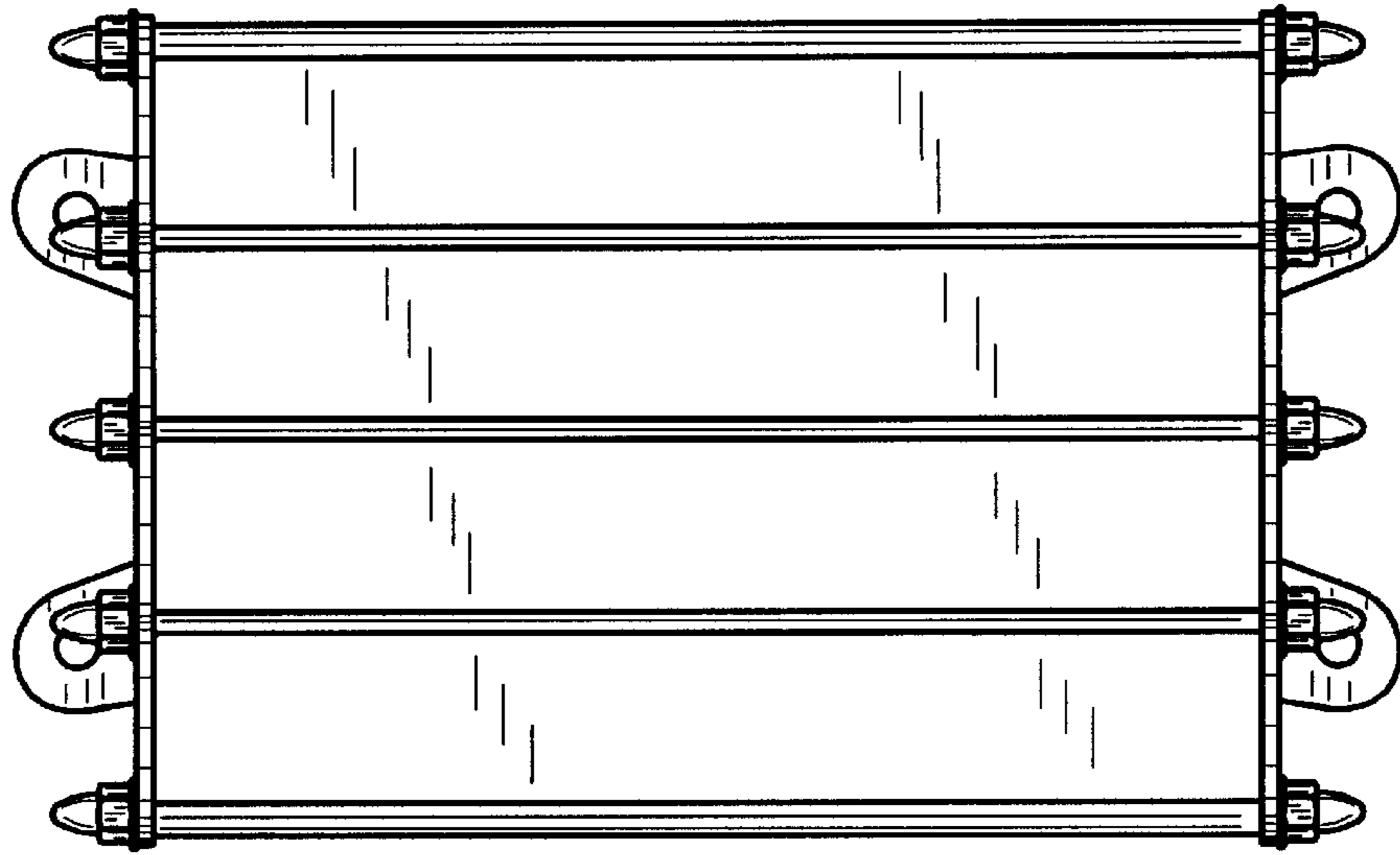


FIG. 2




FIG. 3

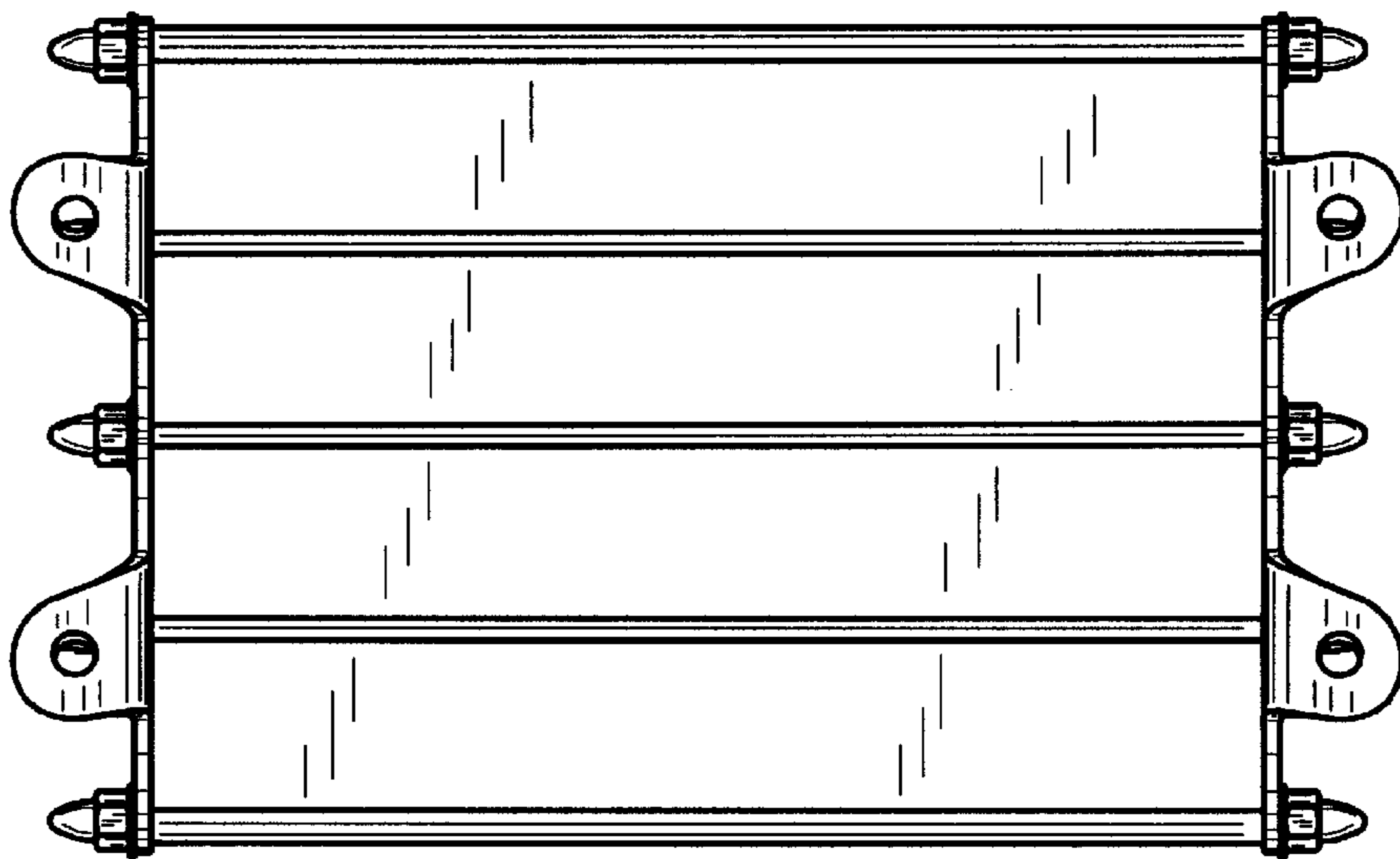


FIG. 5