



US00D399471S

United States Patent [19] Cullen

[11] Patent Number: **Des. 399,471**

[45] Date of Patent: ****Oct. 13, 1998**

[54] **VEHICLE-WHEEL FRONT FACE**

[75] Inventor: **Murray S. Cullen**, Irvine, Calif.

[73] Assignee: **Mobile Hi-Tech Wheels**, Torrance, Calif.

[**] Term: **14 Years**

[21] Appl. No.: **75,905**

[22] Filed: **Jul. 25, 1997**

[51] **LOC (6) Cl.** **12-16**

[52] **U.S. Cl.** **D12/209**

[58] **Field of Search** D12/204-213;
301/64.1, 65, 37.1

[56] **References Cited**

U.S. PATENT DOCUMENTS

D. 351,821	10/1994	Oka	D12/209
D. 361,320	8/1995	Wise	D12/209
D. 366,641	1/1996	Neeper	D12/209
D. 374,420	10/1996	Neeper	D12/209
D. 375,716	11/1996	Dehner	D12/209
D. 377,640	1/1997	Neeper	D12/209
D. 384,631	10/1997	Cullen	D12/209

D. 384,927	10/1997	Neeper	D12/209
D. 384,929	10/1997	Neeper	D12/209
D. 385,841	11/1997	Hale, Jr.	D12/209
D. 385,842	11/1997	Cullen	D12/209
D. 386,461	11/1997	Neeper	D12/209

Primary Examiner—James Gandy
Assistant Examiner—Stacia Sinuik
Attorney, Agent, or Firm—Christie, Parker & Hale, LLP

[57] **CLAIM**

The ornamental design for vehicle-wheel front face, as shown and described.

DESCRIPTION

FIG. 1 is a perspective view of a vehicle-wheel front face according to my new design; FIG. 2 is an enlarged front elevational view thereof; and, FIG. 3 is an enlarged front elevational view of a vehicle-wheel front face showing a second embodiment of my new design with the only difference being the reverse direction of the spokes. Portions of the wheel depicted in broken line are for illustrative purposes only, and form no part of the claimed design.

1 Claim, 3 Drawing Sheets

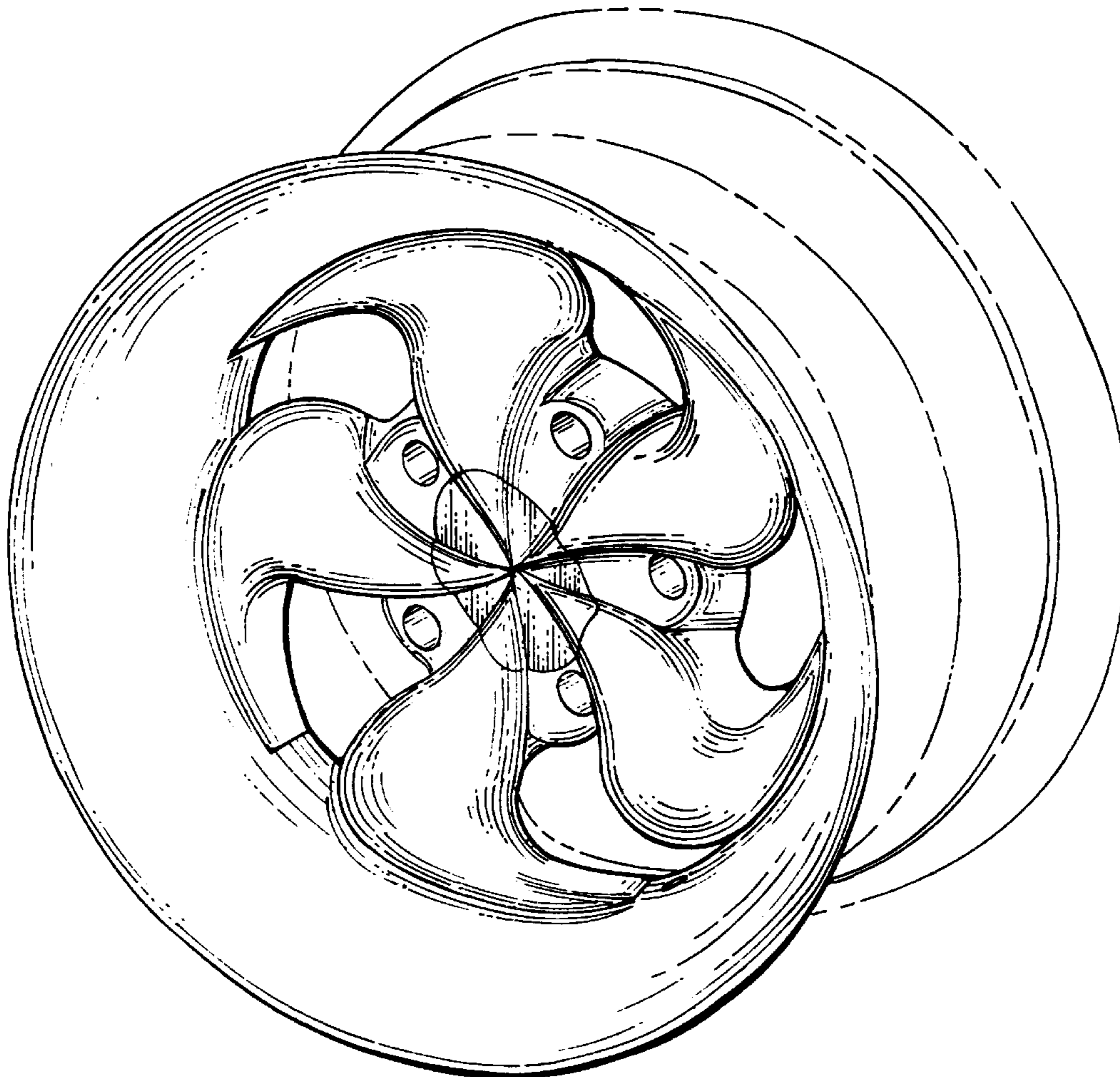


Fig. 1

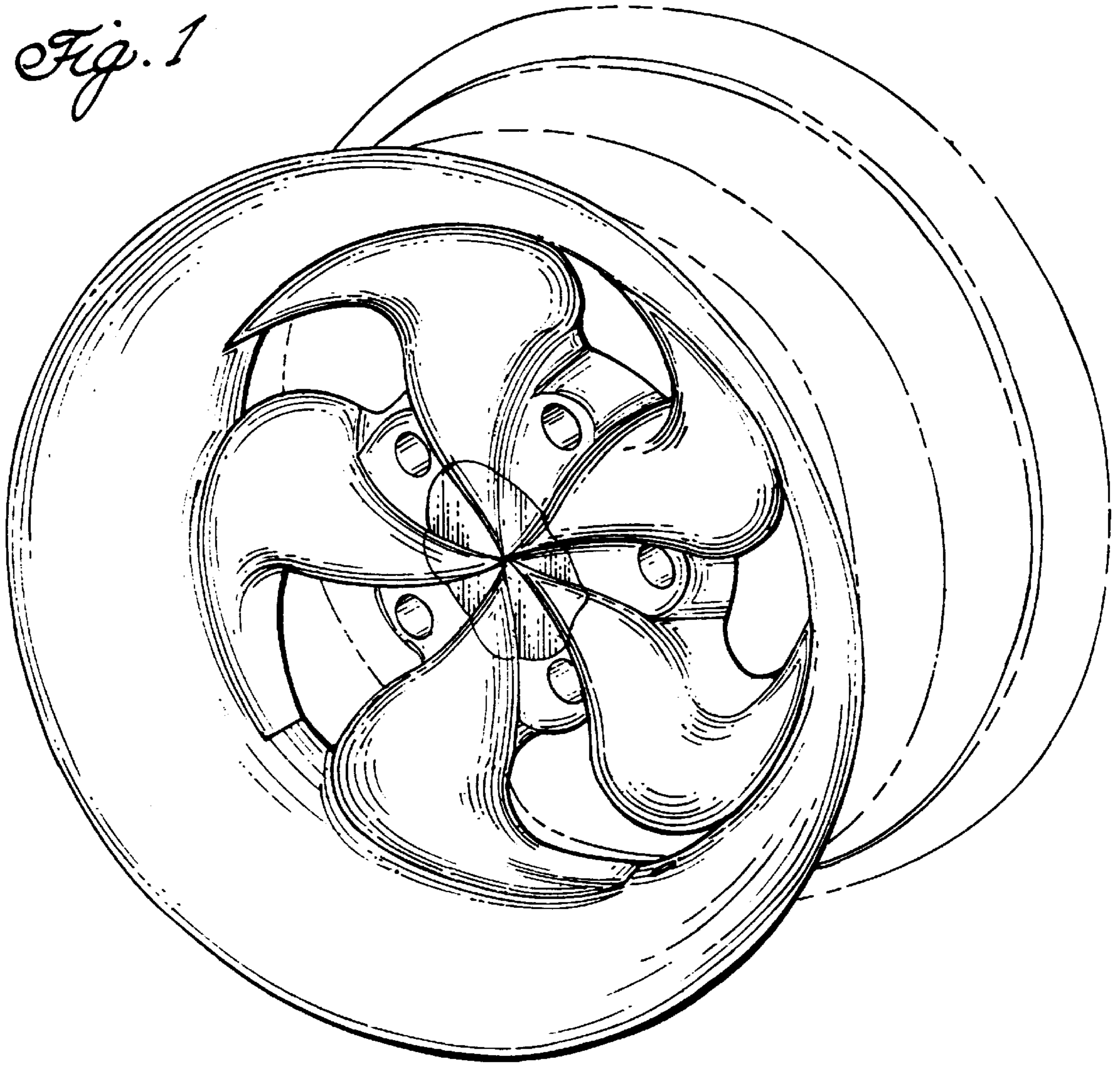


FIG. 2

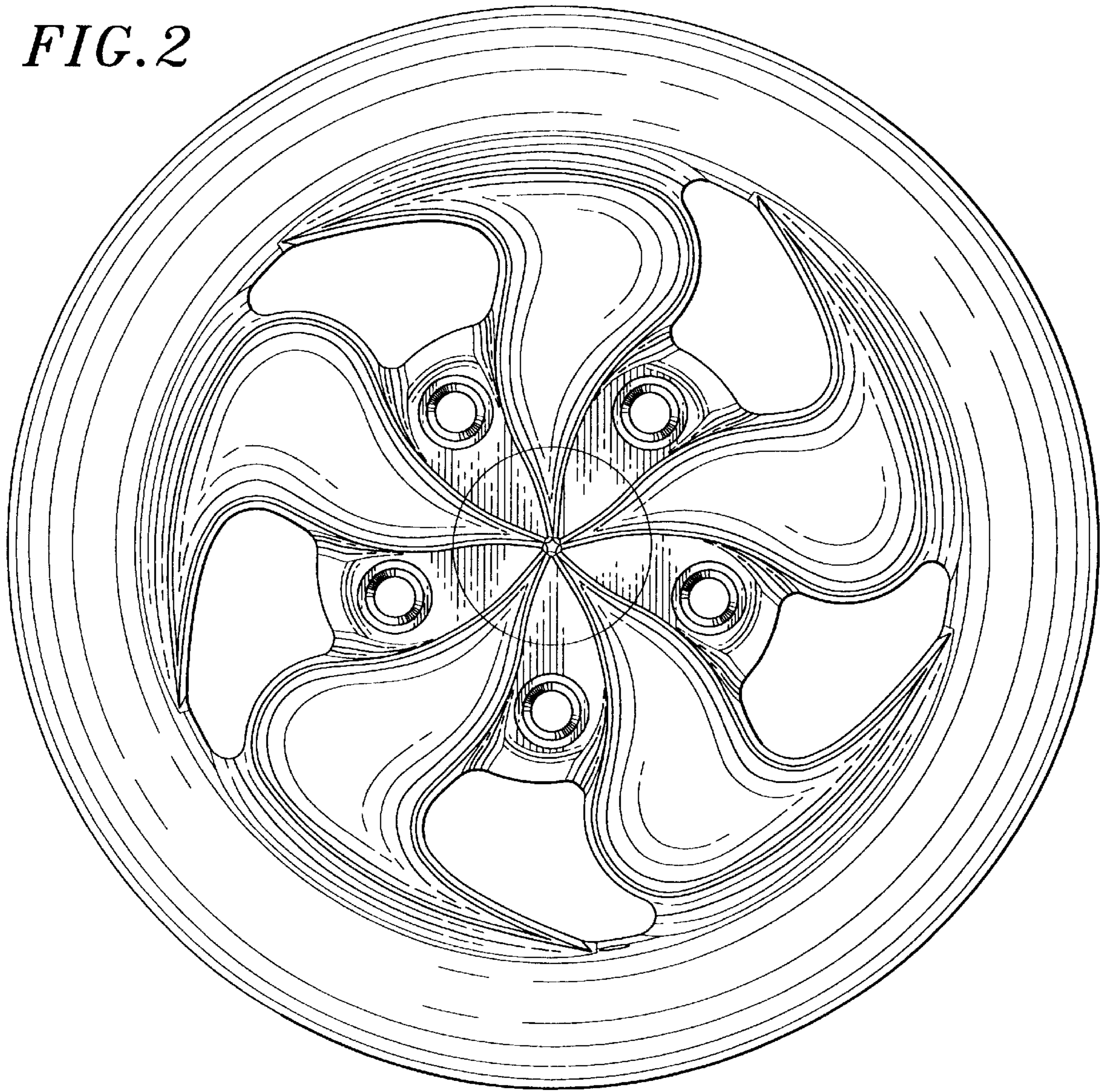


FIG. 3

