



US00D399468S

United States Patent [19]

[11] Patent Number: **Des. 399,468**

Lund et al.

[45] Date of Patent: ****Oct. 13, 1998**

[54] **PICKUP TRUCK TAILGATE**

[75] Inventors: **David M. Lund**, Andover; **Randall S. Narloch**, Bradford; **Larry J. Thomsen**, Maple Lake; **Michael J. Sterling**, Coon Rapids; **Martin A. Makela**, St. Paul, all of Minn.

[73] Assignee: **Lund Industries, Incorporated**, Anoka, Minn.

[**] Term: **14 Years**

[21] Appl. No.: **61,861**

[22] Filed: **Nov. 1, 1996**

[51] **LOC (6) Cl.** **12-16**

[52] **U.S. Cl.** **D12/196**

[58] **Field of Search** D12/196; 296/26, 296/50, 57.1, 180.1

[56] **References Cited**

U.S. PATENT DOCUMENTS

| | | | | |
|------------|---------|------------|-------|-----------|
| D. 307,128 | 4/1990 | Maziarz | | D12/196 |
| 2,806,735 | 9/1957 | Smith | | 296/50 |
| 4,136,905 | 1/1979 | Morgan | | 296/50 |
| 4,165,118 | 8/1979 | Jensen | | 296/50 |
| 4,353,589 | 10/1982 | Hartberg | | 296/50 |
| 4,750,777 | 6/1988 | Brammer | | 296/50 |
| 4,763,944 | 8/1988 | Fry et al. | | 296/50 |
| 4,861,088 | 8/1989 | Fedrigo | | 296/57.1 |
| 4,861,093 | 8/1989 | Chapman | | 296/180.1 |
| 4,902,066 | 2/1990 | Norman | | 296/180.1 |
| 4,932,705 | 6/1990 | Miller | | 296/50 |
| 5,029,927 | 7/1991 | Totani | | 296/50 |

| | | | | |
|-----------|---------|-------------|-------|-----------|
| 5,104,172 | 4/1992 | Schildt | | 296/50 |
| 5,110,172 | 5/1992 | Ney et al. | | 296/50 |
| 5,117,532 | 6/1992 | Holland | | 16/250 |
| 5,271,656 | 12/1993 | Hull et al. | | 296/180.1 |
| 5,273,339 | 12/1993 | Flynn | | 296/180.1 |
| 5,324,092 | 6/1994 | Burg | | 296/180.1 |
| 5,411,312 | 5/1995 | Stallings | | 296/180.1 |
| 5,425,564 | 6/1995 | Thayer | | 296/61 |
| 5,468,038 | 11/1995 | Sauri | | 296/57.1 |

Primary Examiner—Melody N. Brown
Attorney, Agent, or Firm—Merchant, Gould, Smith, Edell, Welter & Schmidt, P.A.

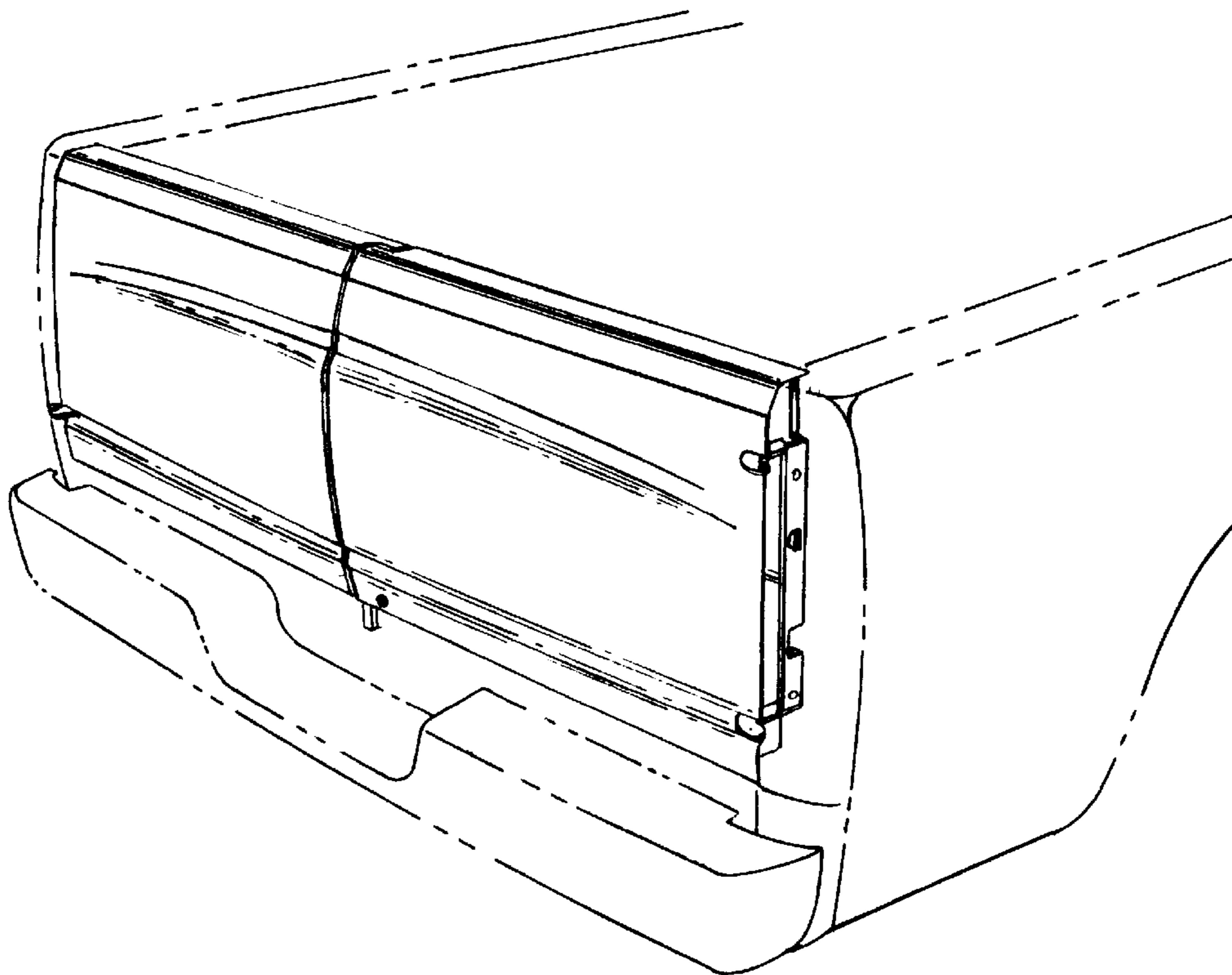
[57] **CLAIM**

The ornamental design for a pickup truck tailgate, as shown and described.

DESCRIPTION

FIG. 1 is a perspective view of the pickup truck tailgate showing our new design, it being understood that the broken lines are for illustrative purposes only and form no part of the claimed design;
FIG. 2 is a top plan view of the pickup truck tailgate;
FIG. 3 is a bottom plan view of the pickup truck tailgate;
FIG. 4 is an elevation view of the rear of the pickup truck tailgate;
FIG. 5 is an elevation view of the front of the pickup truck tailgate;
FIG. 6 is an elevation view of the right side of the pickup truck tailgate; and,
FIG. 7 is an elevation view of the left side of the pickup truck tailgate.

1 Claim, 5 Drawing Sheets



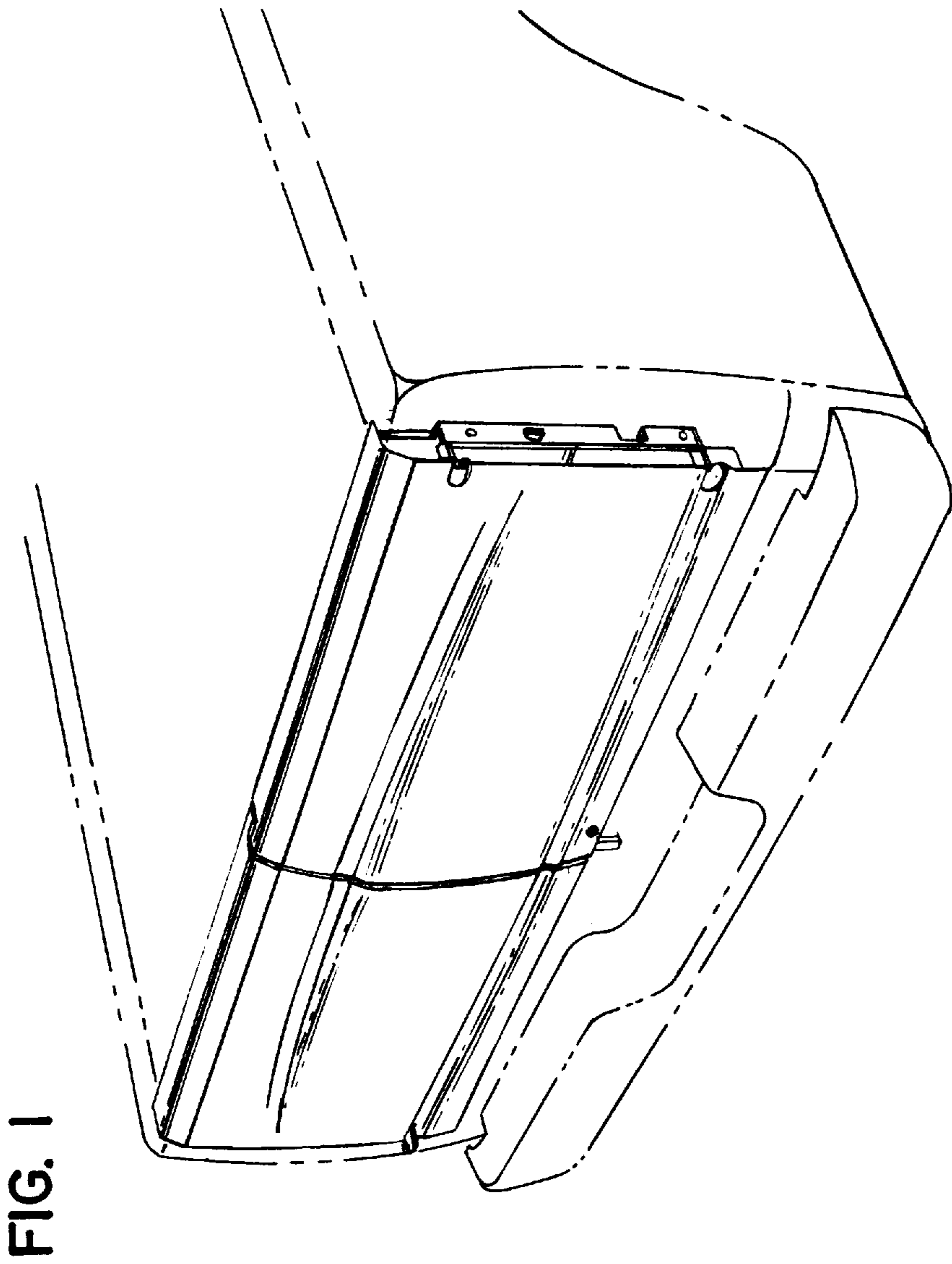


FIG. 2

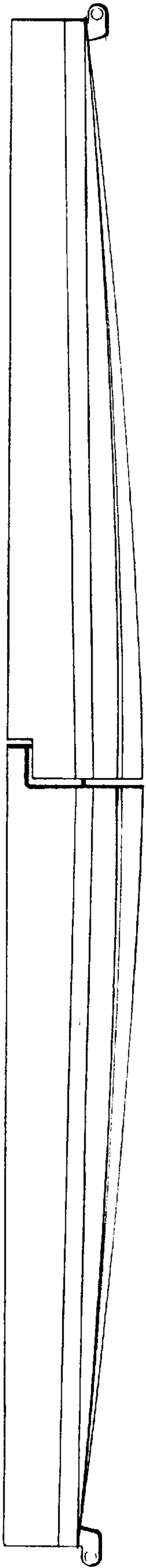


FIG. 3

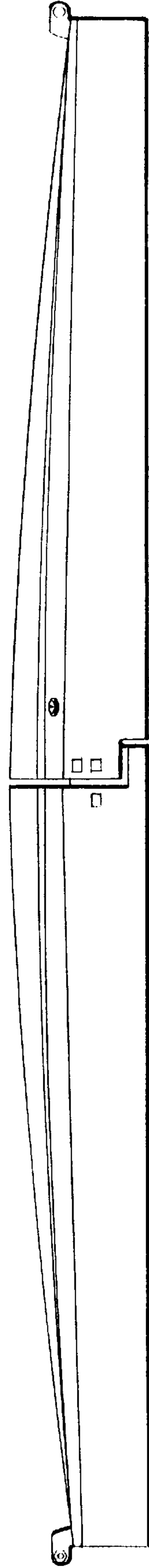
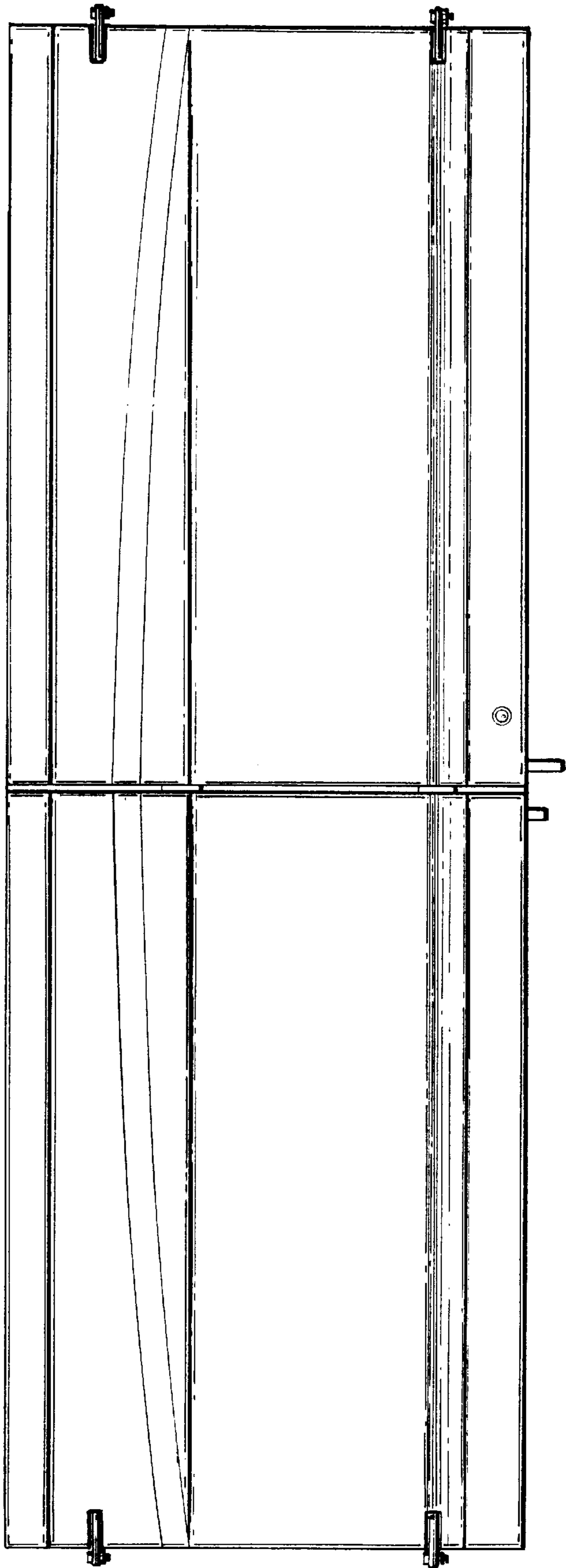


FIG. 4



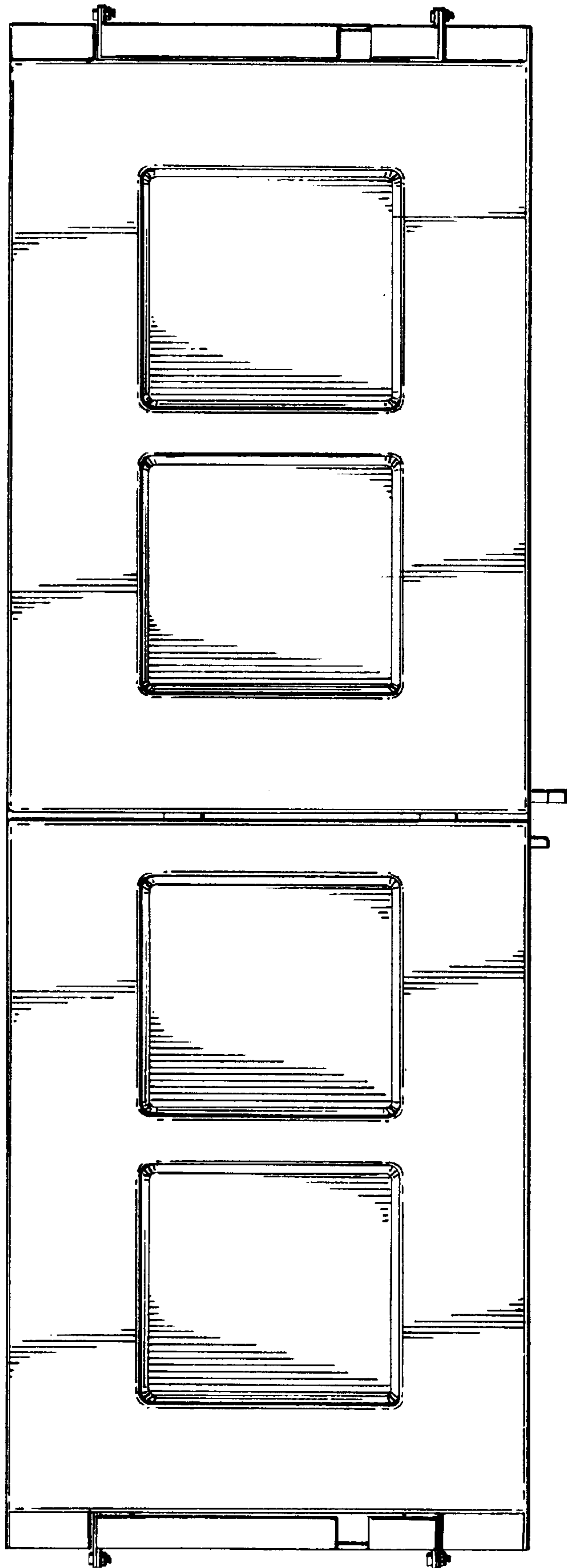


FIG. 5

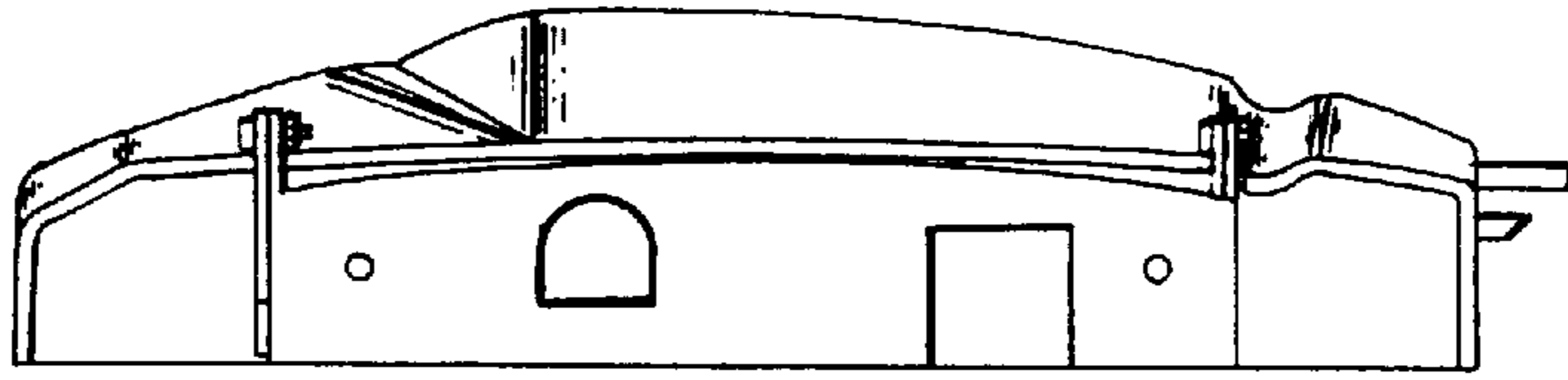


FIG. 7

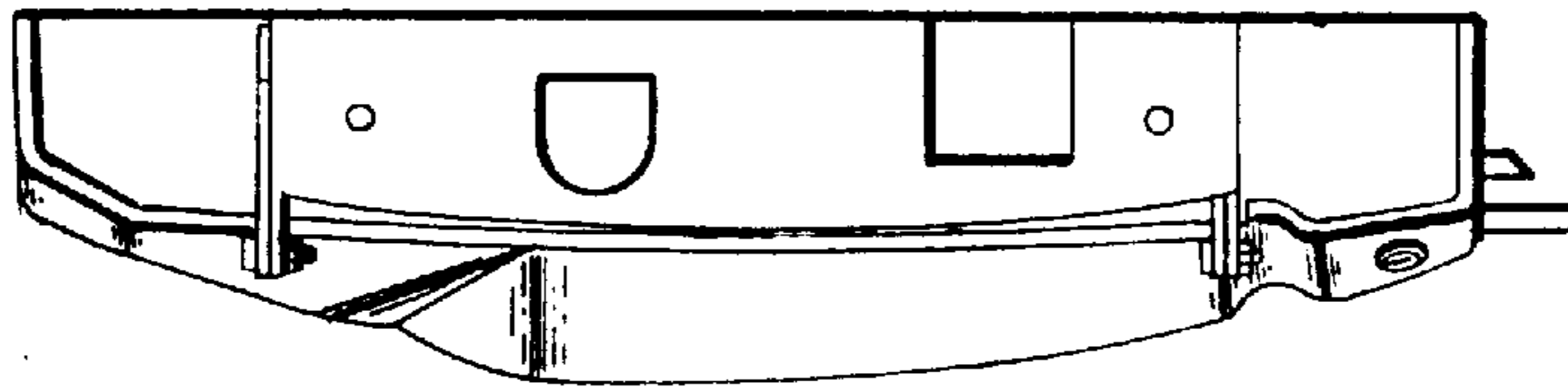


FIG. 6