



US00D399467S

United States Patent [19]

Erion et al.

[11] **Patent Number: Des. 399,467**

[45] **Date of Patent: **Oct. 13, 1998**

[54] **EXHAUST SYSTEM FOR MOTORCYCLE**

[75] Inventors: **Craig Alan Erion**, Santa Ana; **Jeffrey Scott Whitten**, Costa Mesa, both of Calif.

[73] Assignee: **Two Brothers Racing, Inc.**, Santa Ana, Calif.

[**] Term: **14 Years**

[21] Appl. No.: **82,488**

[22] Filed: **Jan. 23, 1998**

[51] **LOC (6) Cl.** **12-16**

[52] **U.S. Cl.** **D12/194; D15/5**

[58] **Field of Search** D12/194, 110; D15/5; 181/227-228, 247-249, 251, 264, 282; 29/890.08, 282, 39.5, 39.04; 60/313, 323, 299, 302; 123/312, 315; 239/127

[56] **References Cited**

U.S. PATENT DOCUMENTS

- D. 134,462 12/1942 Sprague D12/194
- D. 228,753 10/1973 Kryssing D12/194
- D. 238,267 12/1975 Strada D12/194
- D. 238,268 12/1975 Strada D12/194
- D. 255,112 5/1980 Alexander D12/194
- D. 271,963 12/1983 Perkins D12/194
- D. 291,576 8/1987 Wilkinson D12/194 X
- D. 366,450 1/1996 Tsukui et al. D12/110

- D. 368,247 3/1996 Jones D12/194
- D. 385,523 10/1997 Borla D12/194

Primary Examiner—Jeffrey Asch
Assistant Examiner—Stacia Sinuik
Attorney, Agent, or Firm—Mason, Kolehmainen, Rathburn & Wyss

[57] **CLAIM**

The ornamental design for an exhaust system for motorcycle, as shown and described.

DESCRIPTION

FIG. 1 is an isometric view of an exhaust system for motorcycle showing our new design; FIG. 2 is a front view of the exhaust system for motorcycle; FIG. 3 is a rear view of the exhaust system for motorcycle; FIG. 4 is a left side view of the exhaust system for motorcycle; FIG. 5 is a right side view of the exhaust system for motorcycle; FIG. 6 is a top view of the exhaust system for motorcycle; FIG. 7 is a bottom view of the exhaust system for motorcycle; and, FIG. 8 is a reduced left side view of the exhaust system for motorcycle, including a motorcycle, shown in broken lines that is not part of the claimed design but is considered necessary to show the environment in which the exhaust system is used.

1 Claim, 4 Drawing Sheets

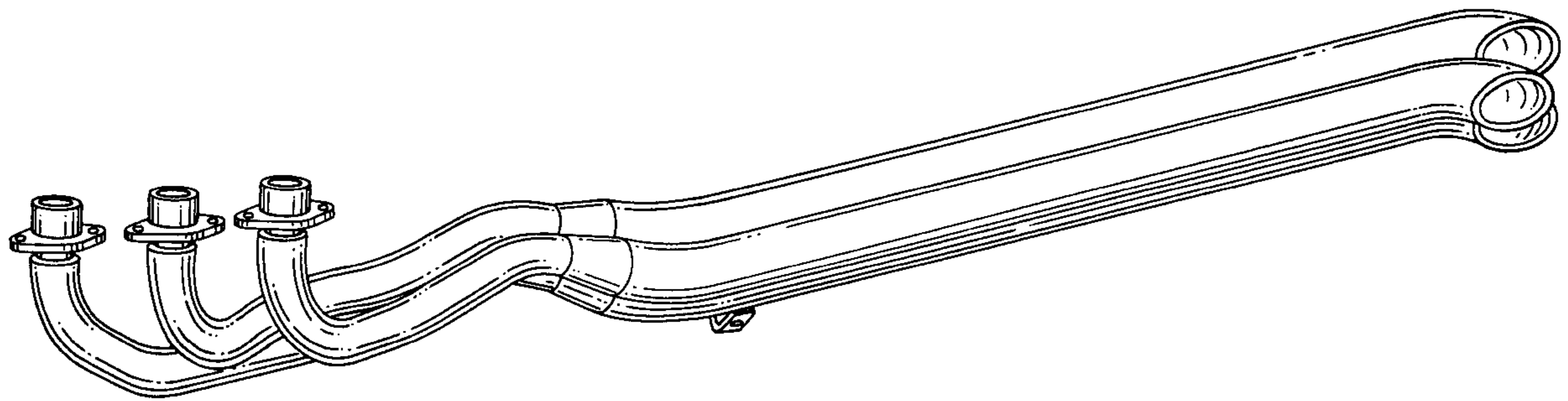


FIG. 1

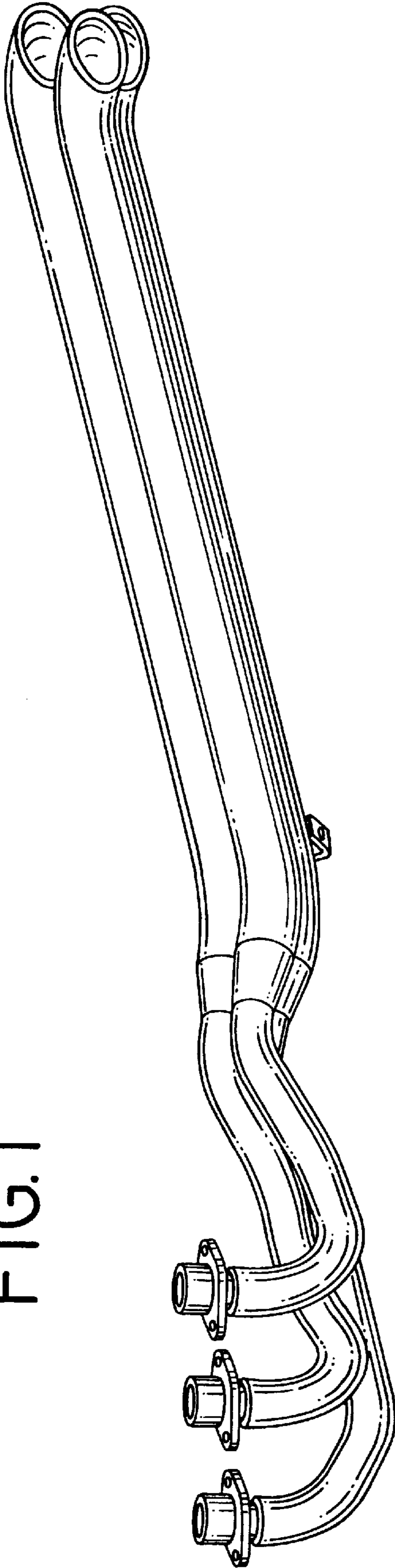


FIG. 2

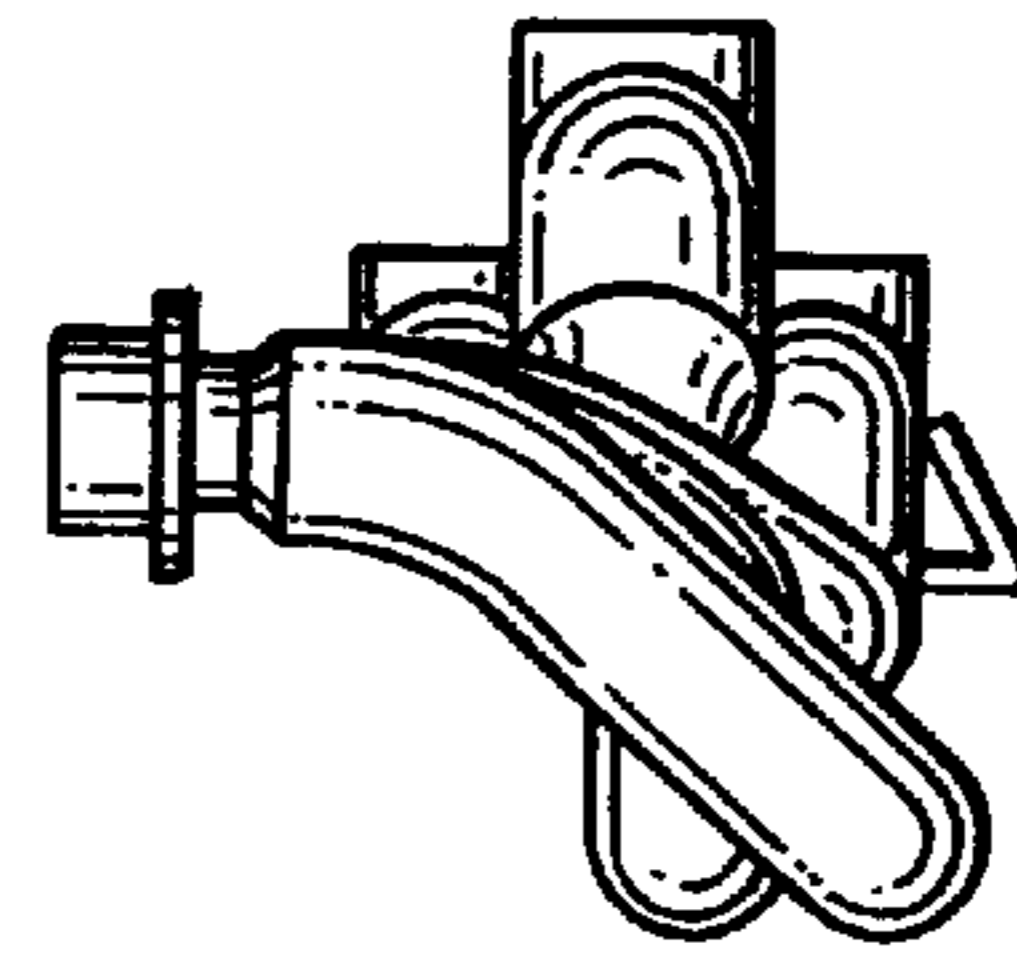


FIG. 3

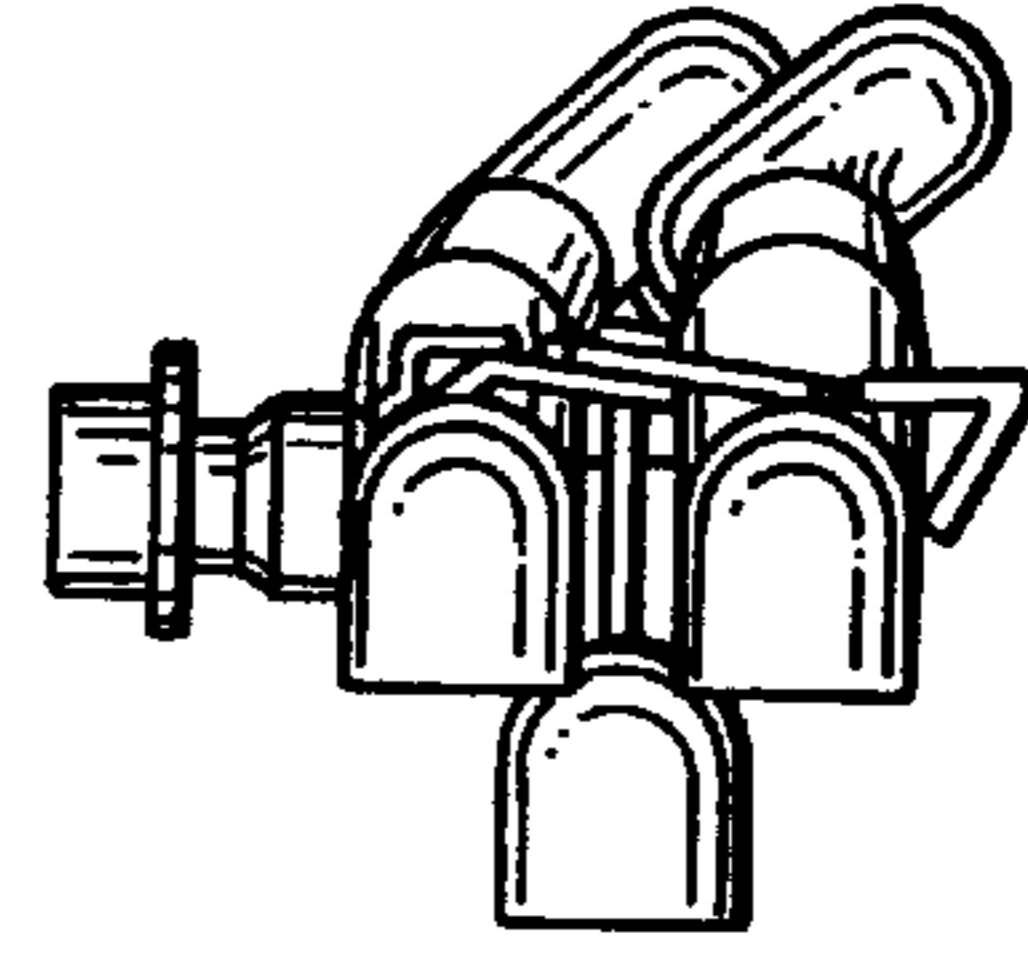


FIG. 4




FIG. 5

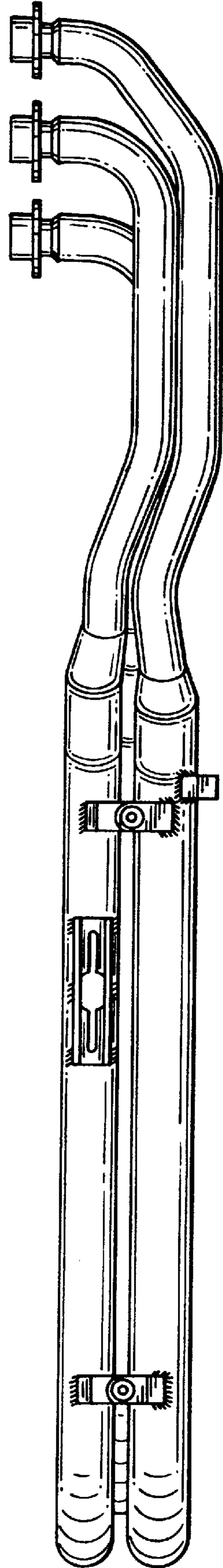


FIG. 6

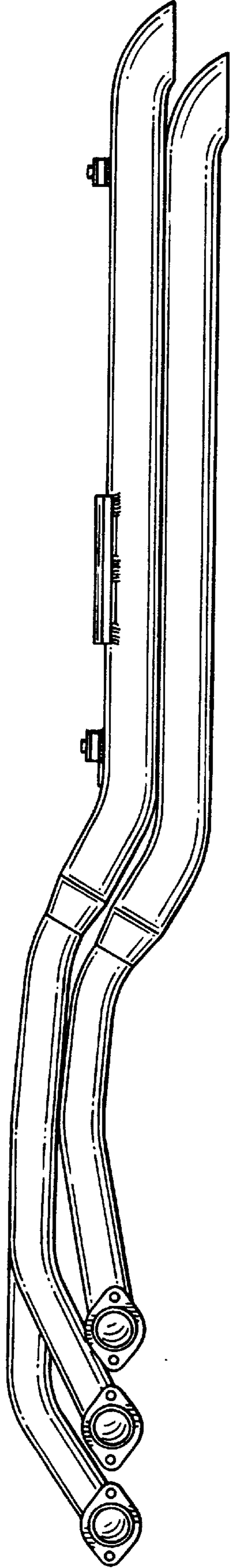
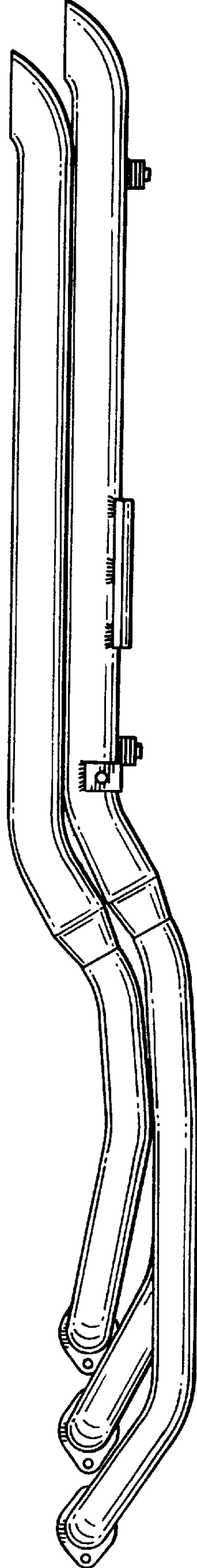


FIG. 7



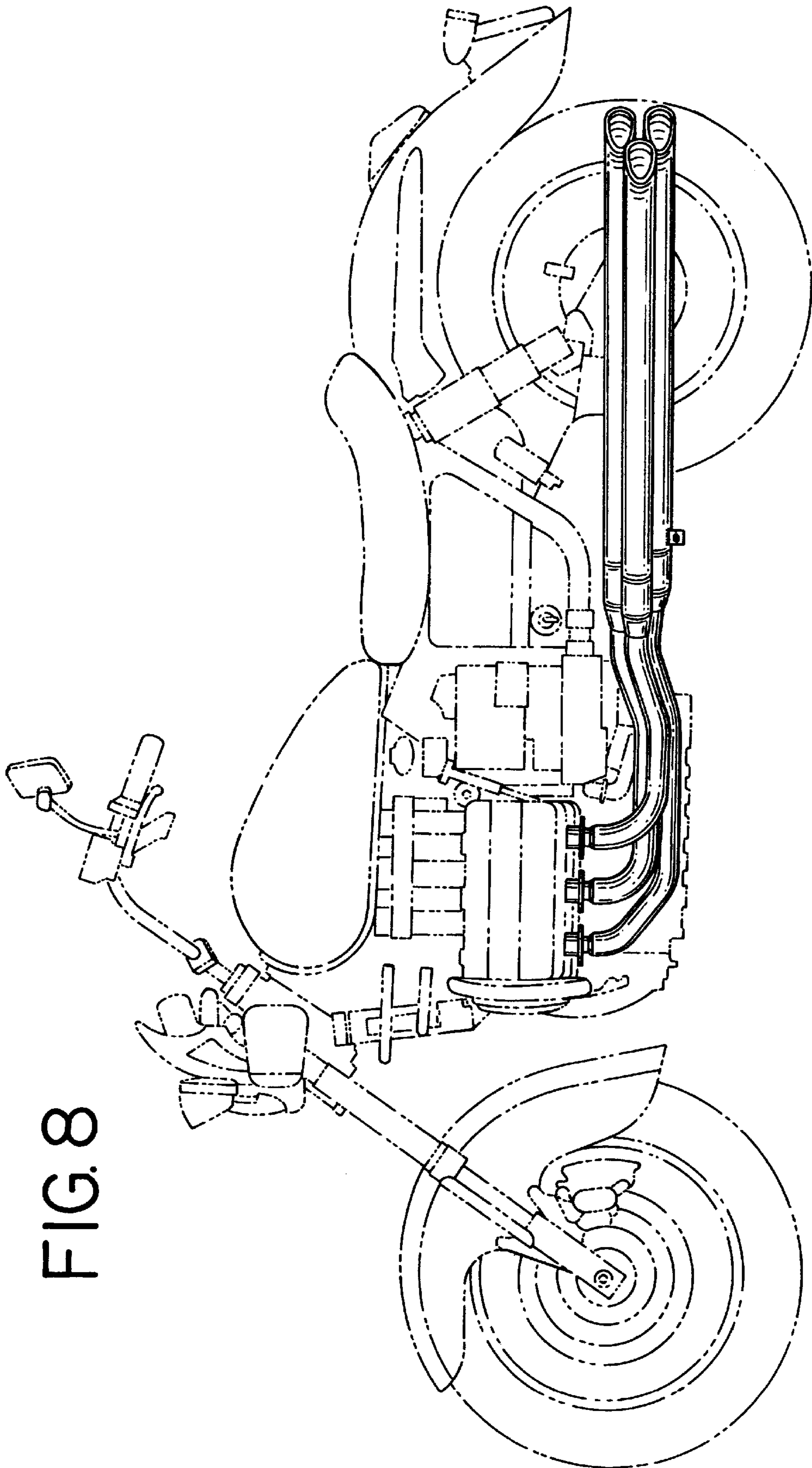


FIG. 8