



US00D399461S

United States Patent [19]

Lurois et al.

[11] Patent Number: Des. 399,461

[45] Date of Patent: **Oct. 13, 1998

[54] TIRE TREAD

[75] Inventors: Patrick Lurois, Greenville; Ralston Horace Moore, Fountain Inn, both of S.C.

[73] Assignee: Michelin Recherche et Technique S.A., Switzerland

[**] Term: 14 Years

[21] Appl. No.: 74,057

[22] Filed: Jul. 3, 1997

[51] LOC (6) Cl. 12-15

[52] U.S. Cl. D12/147

[58] Field of Search D12/134, 136, D12/138, 140-151; 152/209 R, 209 A, 209 D

[56] References Cited

U.S. PATENT DOCUMENTS

D. 283,698	5/1986	Kawabata et al.	D12/146
D. 293,664	1/1988	Hayakawa et al.	D12/146
D. 310,056	8/1990	Martin et al.	D12/147
D. 317,741	6/1991	Kuroda	D12/147
D. 331,554	12/1992	Dixon	D12/147
D. 350,095	8/1994	Anderson et al.	D12/147
D. 350,099	8/1994	Manestar	D12/147
D. 350,513	9/1994	Mehta et al.	D12/147
D. 350,925	9/1994	Manestar	D12/147
D. 350,927	9/1994	Manestar	D12/147
D. 350,928	9/1994	Manestar	D12/147
D. 365,063	12/1995	Lurois et al.	D12/147
D. 379,606	6/1997	Lurois et al.	D12/147
D. 379,607	6/1997	Lurois et al.	D12/147
D. 380,997	7/1997	Manestar	D12/146
D. 389,105	12/1997	Lurois et al.	D12/147
4,936,363	6/1990	Schuster et al.	152/209 R
5,200,008	4/1993	Enterline et al.	152/209 R

OTHER PUBLICATIONS

Brigadier Turbo-Plus Radial GT Tire, 1995 Tread Design Guide, p. 12, Jan. 1995.

Cordovan Ultrex Opti Super Tire, 1995 Tread Design Guide, p. 18, Jan. 1995.

Crown Defender HRX Tire, 1996 Tread Design Guide, p. 20, Feb. 1996.

Escort VXR-3000 A/S Tire, 1996 Tread Design Guide, p. 26, Feb. 1996.

Sears Guardsman Performance Tire, 1996 Tread Design Guide, p. 64, Feb. 1996.

Michelin XDA2 Tire, 1996 Tread Design Guide, p. 150, Feb. 1996.

1992 Tread Design Guide, p. 30 Dean Quasar Radial.

1992 Tread Design Guide, p. 67 Sears Superguard Response.

1992 Tread Design Guide, p. 25 Concorde Calibre.

1994 Tread Design Guide, p. 14 Cordovan GP Radial G/T Radial 70.

(List continued on next page.)

Primary Examiner—Robert M. Spear

Attorney, Agent, or Firm—Alan A. Csontos; Robert R. Reed

[57] CLAIM

The ornamental design for a tire tread, as shown and described.

DESCRIPTION

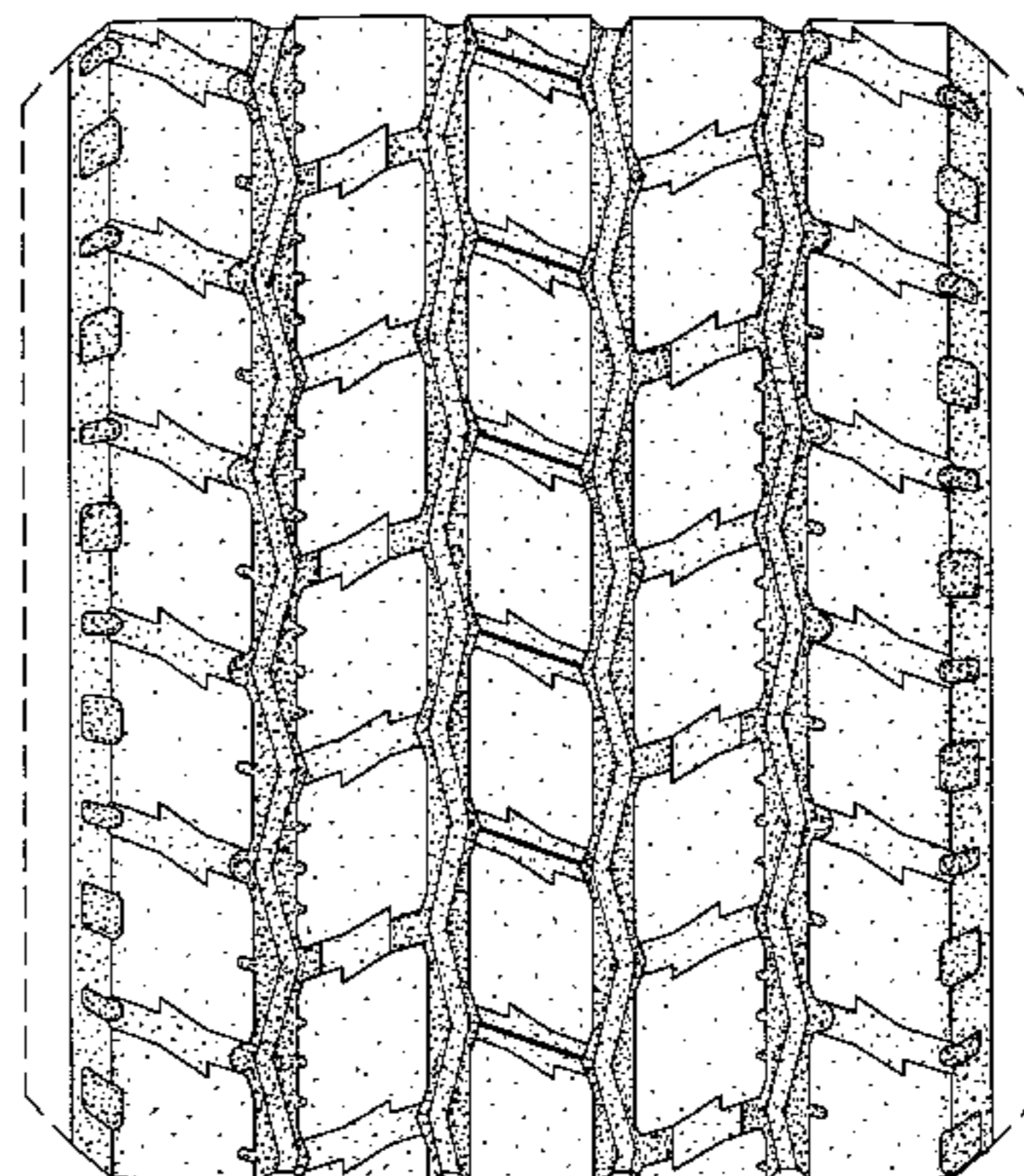
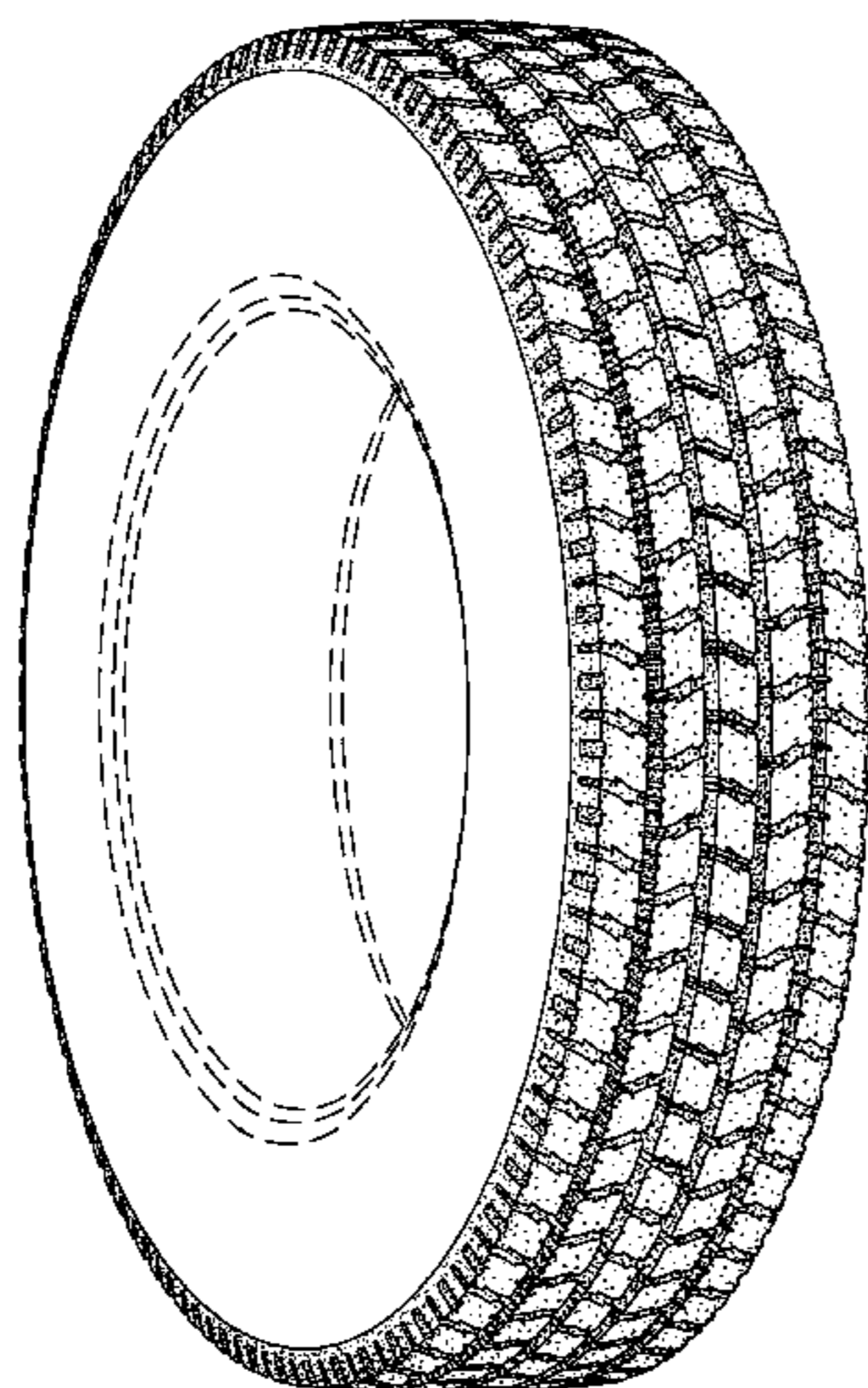
FIG. 1 is a perspective view of a tire tread showing a first embodiment of our new tire tread design, the tread pattern being repeated over the outer circumference of the tire tread; FIG. 2 is an enlarged fragmentary front elevation view of our tire tread as illustrated in FIG. 1;

FIG. 3 is an enlarged fragmentary front elevation view of a second embodiment of our tire tread showing a variation of the tread pattern according to the invention, it being understood that the tread pattern repeats uniformly throughout the circumference of the tire tread, substantially as shown in FIG. 1; and,

FIG. 4 is an enlarged fragmentary front elevation view of a third embodiment of our tire tread showing another variation of the tread pattern according to the invention, it being understood that the tread pattern repeats uniformly throughout the circumference of the tire tread, substantially as shown in FIG. 1.

The broken line showing of a tire sidewall and inner bead is for illustrative purposes only and forms no part of the claimed design.

1 Claim, 4 Drawing Sheets



OTHER PUBLICATIONS

1995 Tread Design Guide, p.12 Brigadier Turbo-Plus Radial GT.

1995 Tread Design Guide p. 18 Cordovan Radial G/T 70.

1995 Tread Design Guide, p. 35 Hercules MRX +4.

1995 Tread Design Guide, P. 101 Laramie Trailboss II A/P.

1995 Tread Design Guide, p. 110 Pos-A-Traction Radial-Trac A/p.

1995 Tread Design Guide, p. 132 Dunlop SP777.

1995 Tread Design Guide, p. 138 General Ameri *LUG MS.

1995 Tread Design Guide, p. 159 Sumitomo ST 833 M.

1996 Tread Design Guide, p. 57 Parkway Parkway 944 A/S.

1996 Tread Design Guide, p. 150 Michelin XDA2.

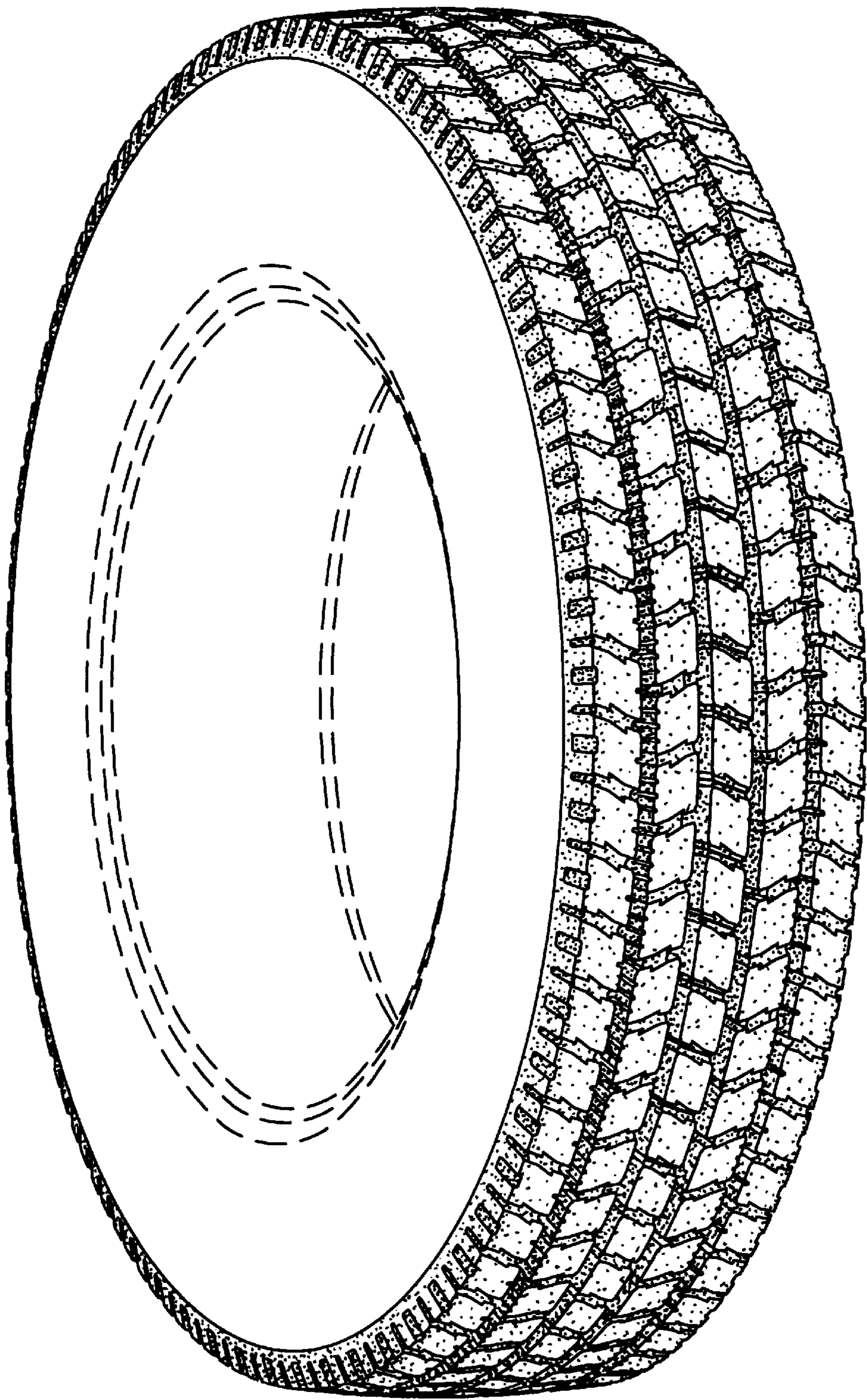


Fig. 1

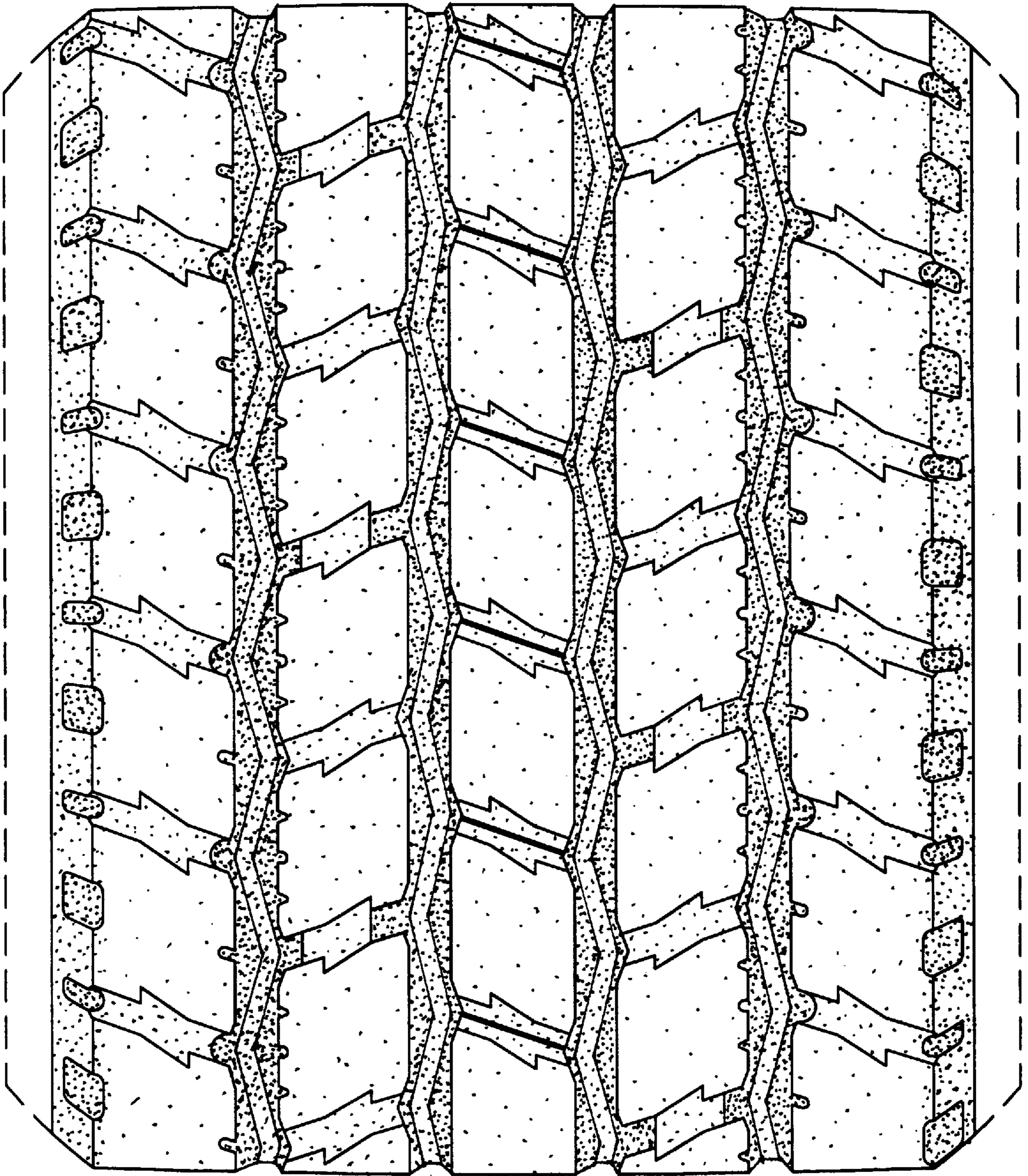


Fig. 2

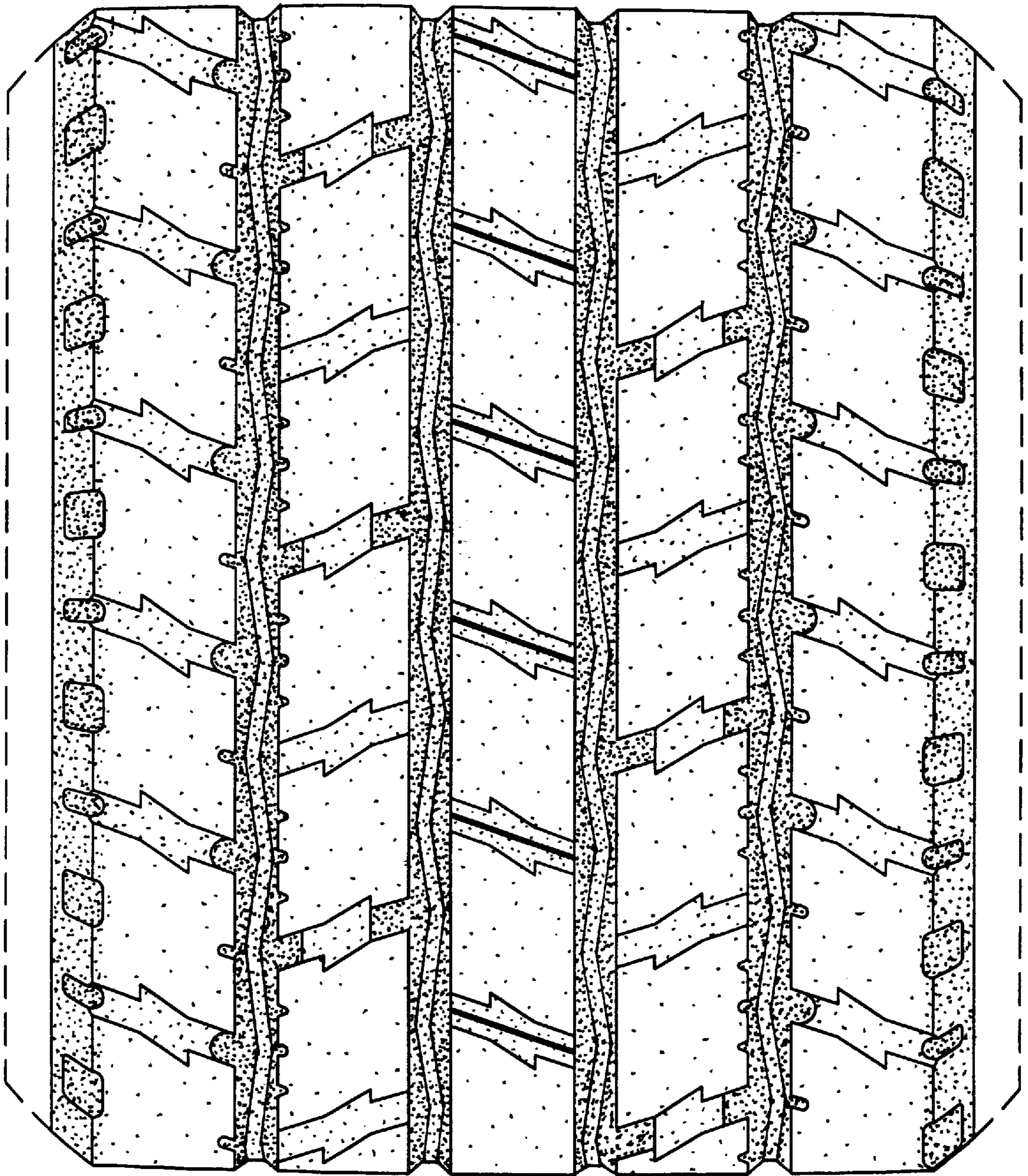


Fig. 3

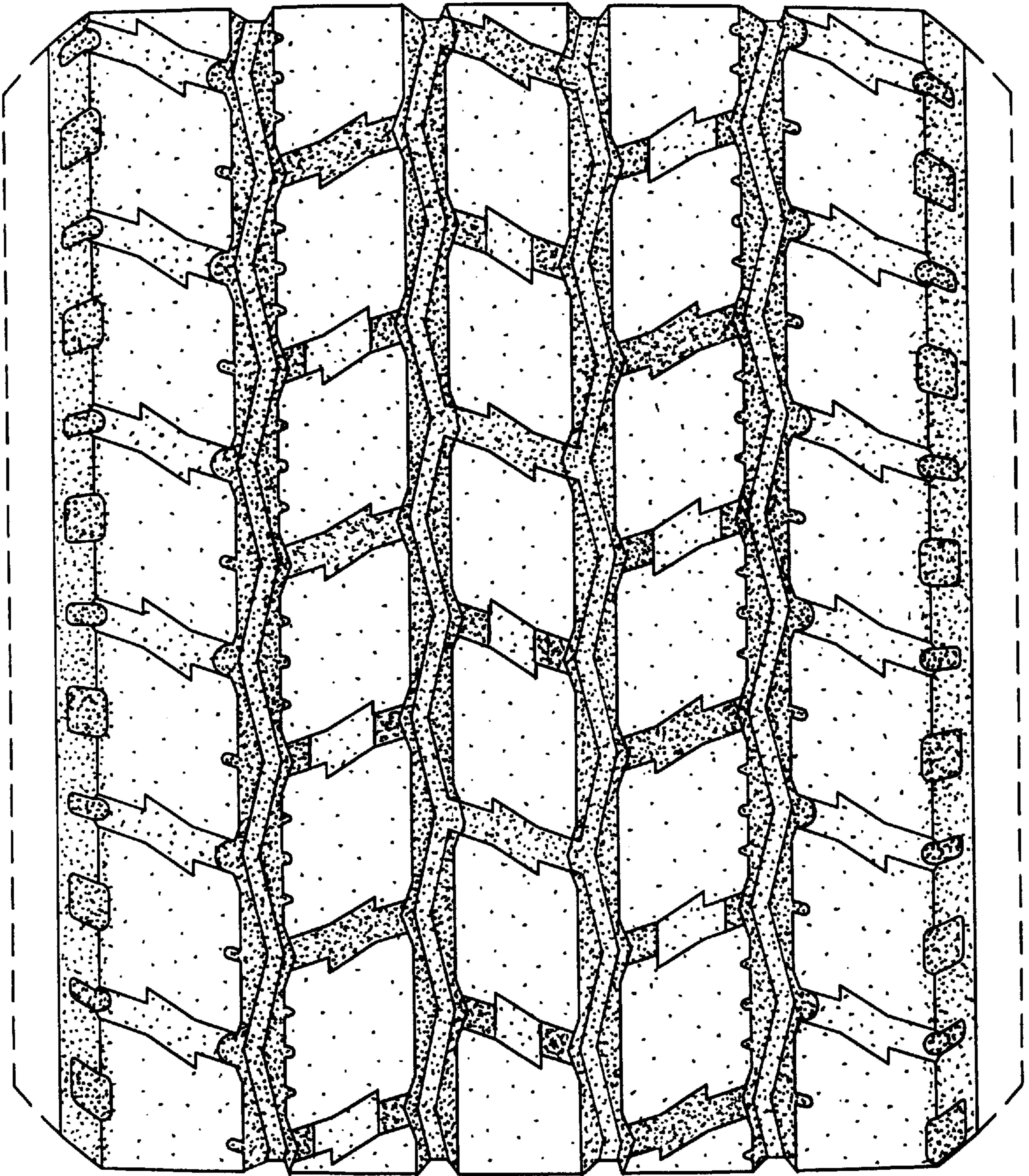


Fig. 4