



US00D399448S

United States Patent [19]
Dunlap

[11] **Patent Number: Des. 399,448**

[45] **Date of Patent: **Oct. 13, 1998**

[54] **BRACELET**

[76] Inventor: **Shirley B. Dunlap**, P.O. Box 333,
Dalzell, S.C. 29040

[**] Term: **14 Years**

[21] Appl. No.: **74,773**

[22] Filed: **Aug. 11, 1997**

[51] **LOC (6) Cl.** **11-01**

[52] **U.S. Cl.** **D11/6**

[58] **Field of Search** D11/1-13, 93,
D11/94; 63/1.1, 2, 3, 4, 5.1; 59/78, 84

[56] **References Cited**

U.S. PATENT DOCUMENTS

- D. 229,268 11/1973 Levine D11/11
- D. 246,293 11/1977 Doughty .
- D. 329,399 9/1992 Bulgari .
- D. 344,687 3/1994 Nikolai .
- D. 350,079 8/1994 Wepner et al. .
- D. 356,278 3/1995 McCoy D11/6

- 363,885 5/1887 Brown D11/6
- D. 368,867 4/1996 Rodriguez .
- 4,697,436 10/1987 Schmidt .
- 4,936,699 6/1990 Yoshida D11/3

Primary Examiner—Ralf Seifert
Attorney, Agent, or Firm—Richard C. Litman

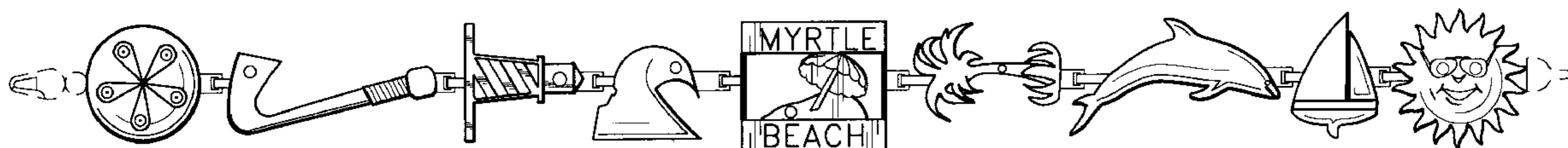
[57] **CLAIM**

The ornamental design for a bracelet, as shown and described.

DESCRIPTION

FIG. 1 is an environmental top plan view of a bracelet showing my new design;
FIG. 2 is an environmental right side elevational view thereof;
FIG. 3 is an environmental bottom view thereof; and,
FIG. 4 is an environmental left side elevational view thereof.
The broken line showing of the clasp in FIGS. 1-4 is for illustrative purposes only, merely showing the type of clasp that can be used, and forms no part of the claimed design.

1 Claim, 1 Drawing Sheet



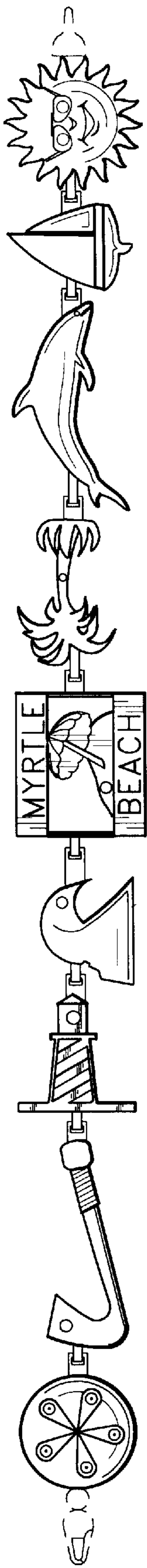


Fig. 1

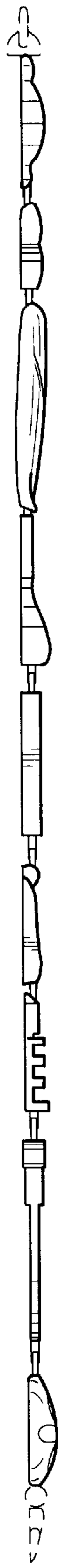


Fig. 2

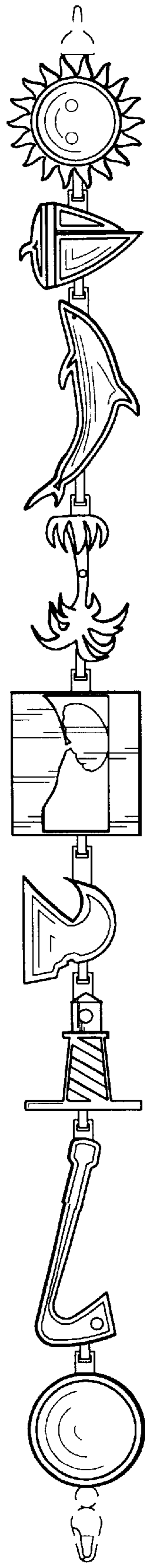


Fig. 3

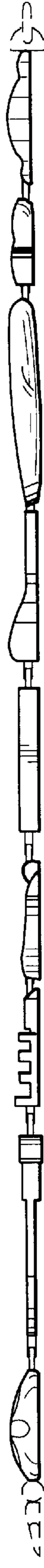


Fig. 4