



US00D399432S

United States Patent [19] Mouawad

[11] **Patent Number: Des. 399,432**

[45] **Date of Patent: **Oct. 13, 1998**

[54] **TABLE WATCH**

[75] Inventor: **Alain Mouawad**, Geneva, Switzerland

[73] Assignee: **Promomark S.A.**, Villars sur Glane, Switzerland

[**] Term: **14 Years**

[21] Appl. No.: **78,213**

[22] Filed: **Oct. 21, 1997**

[30] **Foreign Application Priority Data**

Apr. 24, 1997 [XH] Hague Agreement DM/039.956

[51] **LOC (6) Cl.** **10-02**

[52] **U.S. Cl.** **D10/18; D10/30**

[58] **Field of Search** D10/1-40, 122-132;
368/280-282, 276-277, 285

[56] **References Cited**

U.S. PATENT DOCUMENTS

D. 323,989 2/1992 Burgener D10/18

D. 337,951 8/1993 Bruzzi D10/23

D. 352,469 11/1994 Schlup D10/39

D. 380,393 7/1997 Molas D10/31

D. 386,094 11/1997 Ventrella D10/18 X

Primary Examiner—Nelson C. Holtje
Attorney, Agent, or Firm—Irving M. Fishman; Michael J. Brown

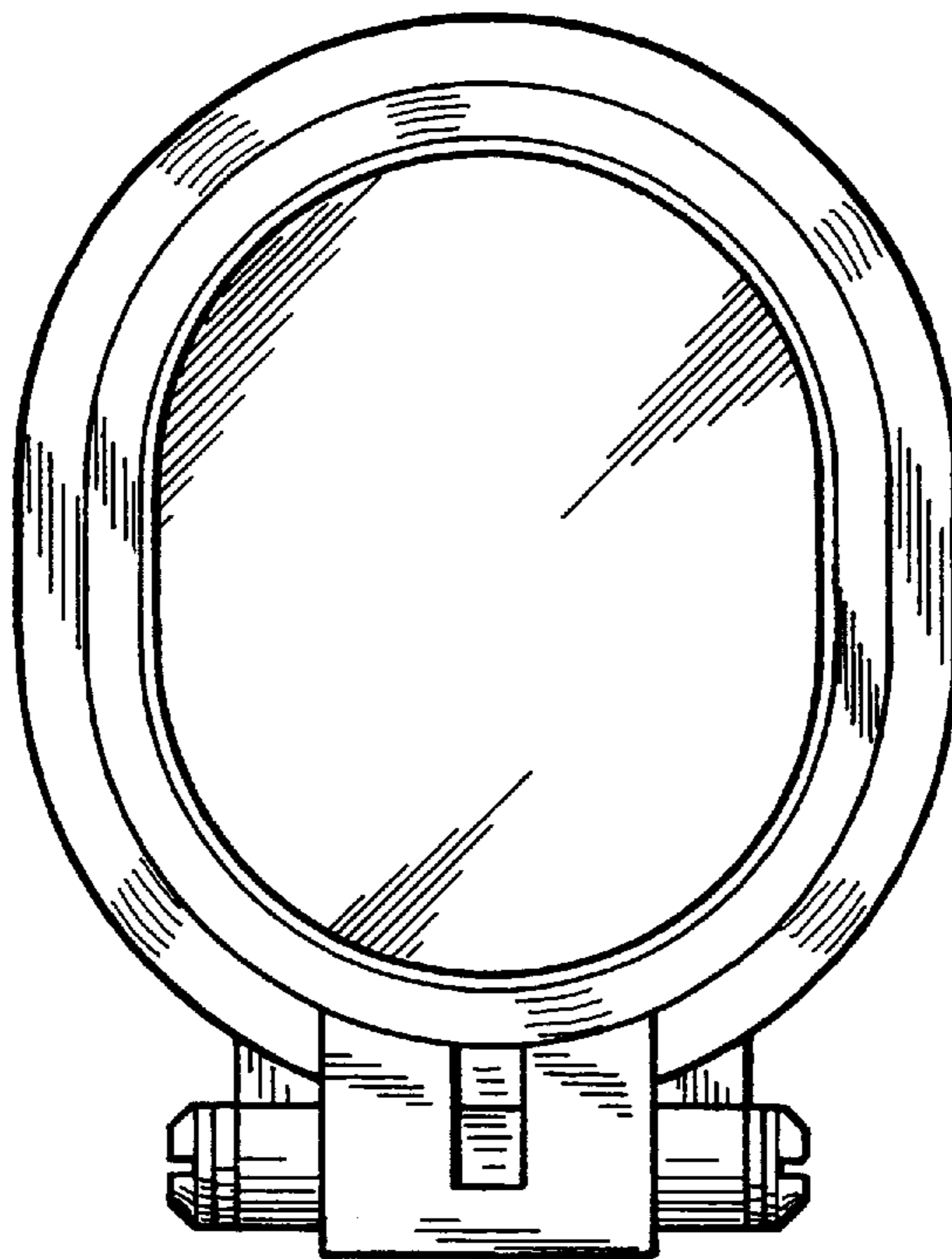
[57] **CLAIM**

I claim the ornamental design for the table watch, as shown and described.

DESCRIPTION

FIG. 1 is a top view of the table watch of the novel design; FIG. 2 is a bottom view of the table watch of the novel design; FIG. 3 is a right side view of the table watch of the novel design; FIG. 4 is a left side view of the table watch of the novel design; FIG. 5 is a front view of the table watch of the novel design; and, FIG. 6 is a rear view of the table watch of the novel design.

1 Claim, 2 Drawing Sheets



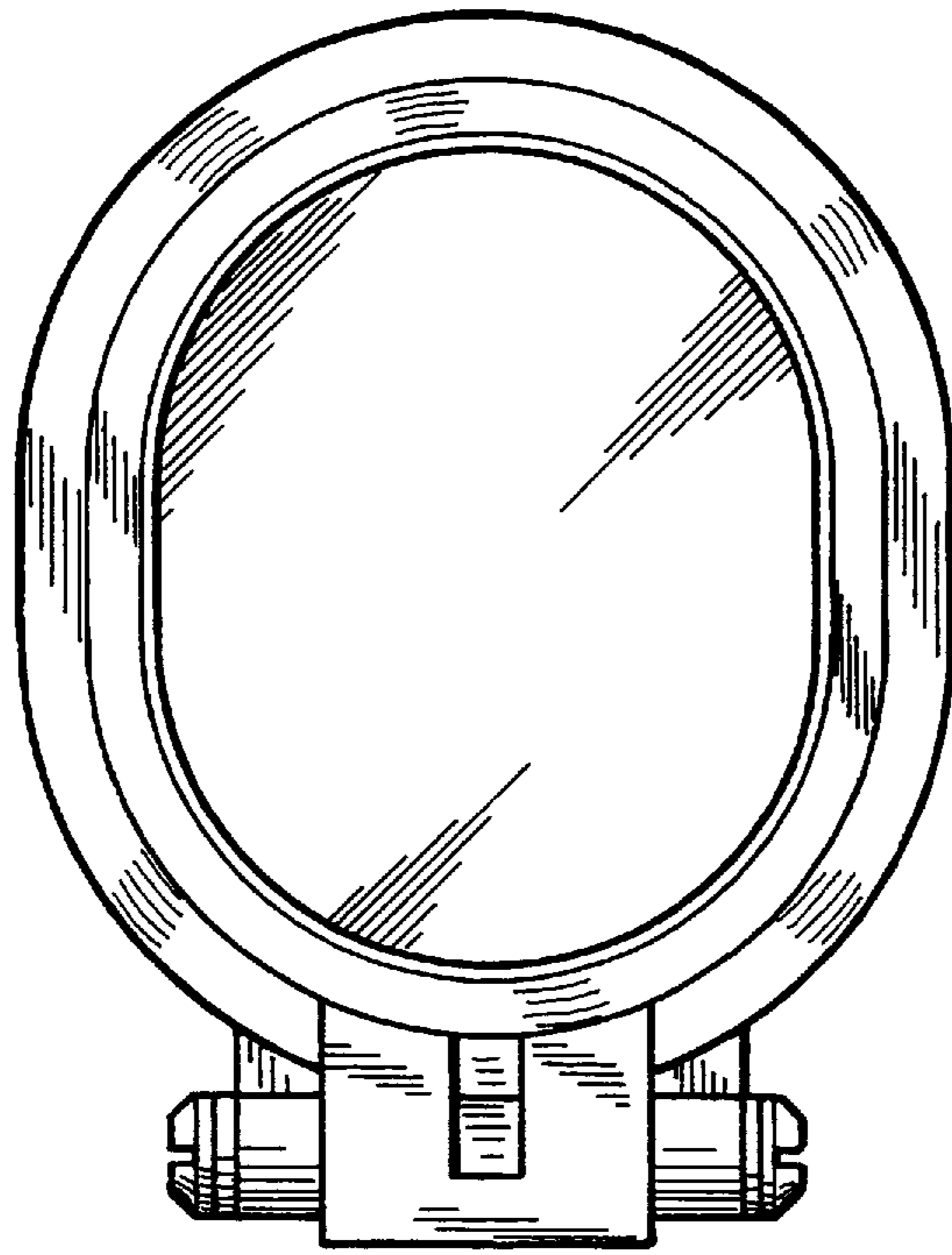


FIG. 1

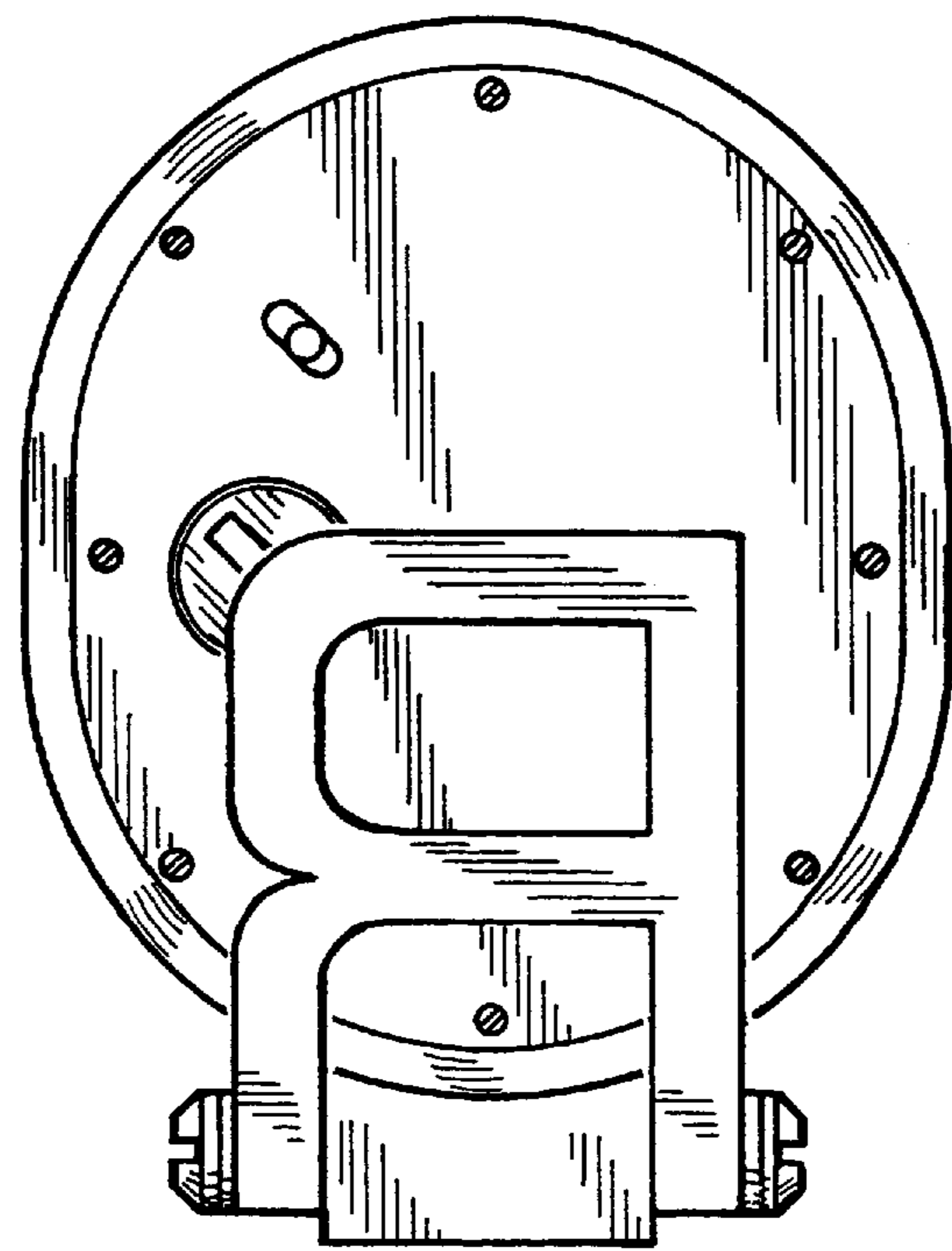


FIG. 2




FIG. 3




FIG. 4




FIG. 5




FIG. 6