



US00D399422S

United States Patent [19]

Marley et al.

[11] **Patent Number: Des. 399,422**

[45] **Date of Patent: **Oct. 13, 1998**

[54] **REUSABLE BAG HANDLE**

[76] Inventors: **Eugene Marley; Gerhard Hofmann,**
both of 1157 Highland Ave., Rochester,
N.Y. 14620

[**] Term: **14 Years**

[21] Appl. No.: **42,729**

[22] Filed: **Aug. 3, 1995**

[51] **LOC (6) Cl. 09-07**

[52] **U.S. Cl. D9/434; D3/315**

[58] **Field of Search** D9/434, 455, 499;
D8/300, 313, 315; D3/315, 367; 220/752,
755, 759, 770; 16/114 B, 114 R, 110.5;
294/170, 171, 164, 153, 159; 383/6, 13,
15, 23, 24; D7/393, 394; D6/315; D34/28

[56] **References Cited**

U.S. PATENT DOCUMENTS

D. 91,748	3/1934	Zessau	D9/434
D. 159,141	6/1950	Conrad	294/170 X
D. 204,295	4/1966	Brekke	D9/455 X
D. 318,213	7/1991	Cloonan et al.	D9/434 X
D. 318,789	8/1991	Oltrogge et al.	D8/367
D. 319,569	9/1991	Clark	D9/434 X
D. 323,968	2/1992	Blocker et al.	D3/315 X
D. 337,338	7/1993	Chang	D6/315 X
D. 361,264	8/1995	West	D9/434
D. 364,806	12/1995	Cole	D9/455 X

2,612,308	9/1952	Potts	294/170 X
3,306,507	2/1967	Wilson	16/114 B
4,991,894	2/1991	Rutens	294/170
5,615,921	4/1997	Marley et al.	294/170

FOREIGN PATENT DOCUMENTS

2263228	7/1993	United Kingdom	294/170
---------	--------	----------------	-------	---------

Primary Examiner—Jeffrey Asch
Attorney, Agent, or Firm—Cumpston & Shaw

[57] **CLAIM**

The ornamental design for a reusable bag handle, as shown and described.

DESCRIPTION

FIG. 1 is a perspective view of the reusable bag handle of the invention;
FIG. 2 is a perspective view of the reusable bag handle of the invention attached to a bag;
FIG. 3 is a top plan view of the reusable bag handle the invention;
FIG. 4 is a side plan view of the reusable bag handle device of the invention, the opposite side being a mirror image;
FIG. 5 is a bottom plan view of the reusable bag handle of the invention; and,
FIG. 6 is an end plan view of the reusable bag handle the invention, the opposite end being a mirror image.
The broken line showings of FIG. 2 are for illustrative purposes only and form no part of the claimed design.

1 Claim, 2 Drawing Sheets

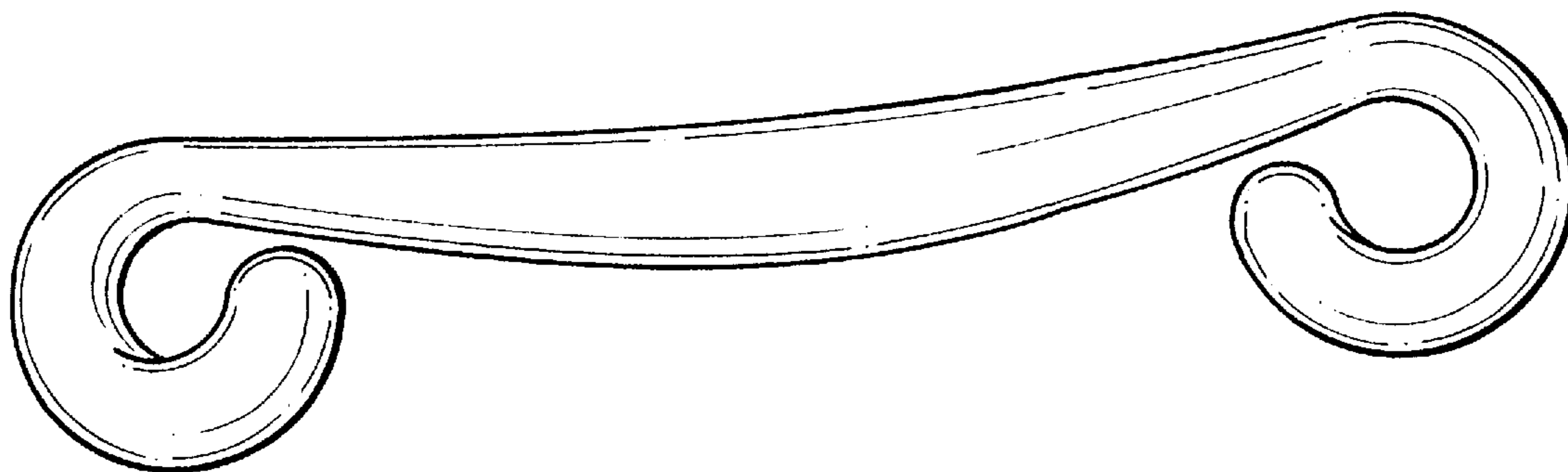


FIG. 1

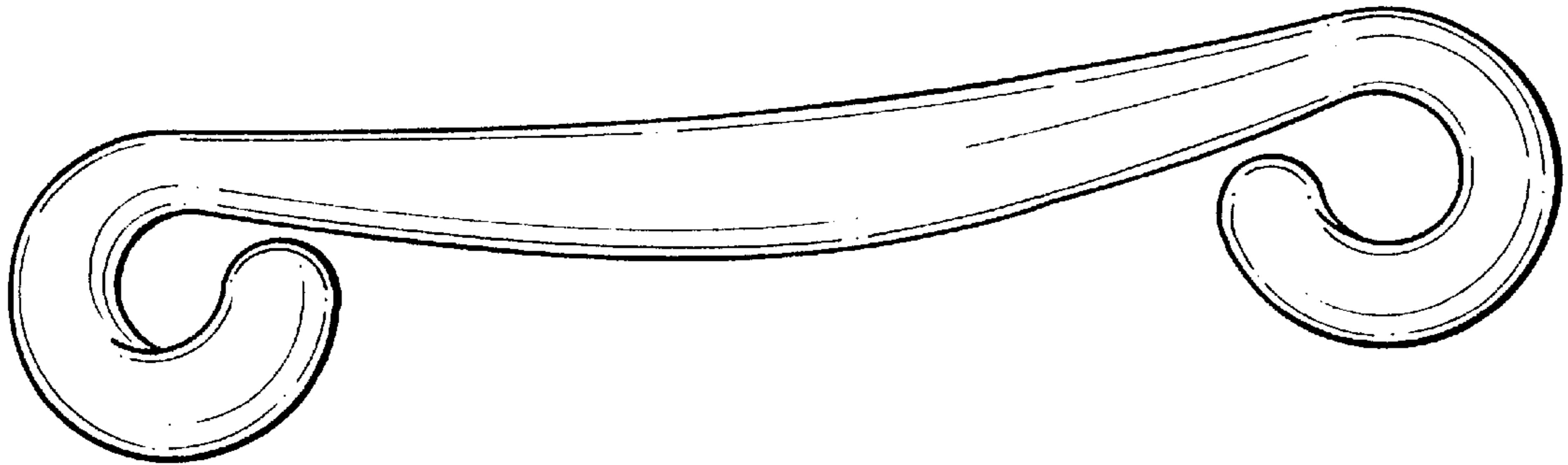


FIG. 2



FIG. 3




FIG. 4

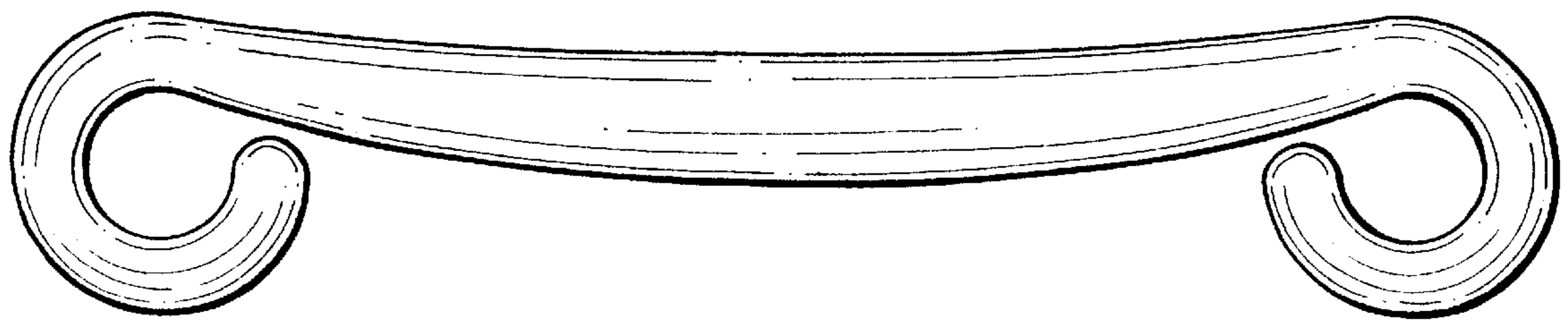


FIG. 5




FIG. 6

