



US00D399407S

United States Patent [19]

Burns et al.

[11] **Patent Number: Des. 399,407**

[45] **Date of Patent: **Oct. 13, 1998**

[54] **PULL**

[75] Inventors: **Cari L. Burns**, Wheaton, Ill.; **Robert Andrew Chieda**, Akron, Ohio

[73] Assignee: **Newell Operating Company**, Freeport, Ill.

[**] Term: **14 Years**

[21] Appl. No.: **53,766**

[22] Filed: **Apr. 30, 1996**

[51] **LOC (6) Cl.** **08-06**

[52] **U.S. Cl.** **D8/317**

[58] **Field of Search** D8/300, 315-320;
16/110 R, 111 R, 124

[56] **References Cited**

U.S. PATENT DOCUMENTS

- D. 197,959 4/1964 Heyer D8/318
- D. 367,217 2/1996 Hollingsworth-Ainscough D8/318
- D. 367,417 2/1996 Ainscough D8/318

- D. 368,014 3/1996 Ainscough D8/318
- D. 371,291 7/1996 Ainscough D8/315

Primary Examiner—B. J. Bullock
Attorney, Agent, or Firm—Foley & Lardner

[57] **CLAIM**

The ornamental design for a pull, as shown and described.

DESCRIPTION

FIG. 1 is a perspective view of a pull showing our new design;
 FIG. 2 is a front view thereof;
 FIG. 3 is a left side view thereof, the right side view being an inverse mirror image of the left side view shown;
 FIG. 4 is a top view thereof, the bottom view being an inverse mirror image of the top view shown; and,
 FIG. 5 is a rear view thereof.

The broken line illustration of the mounting apertures in FIG. 5 is for illustrative purposes only and forms no part of the claimed design.

FIGS. 2-5 are shown on an enlarged scale.

1 Claim, 1 Drawing Sheet

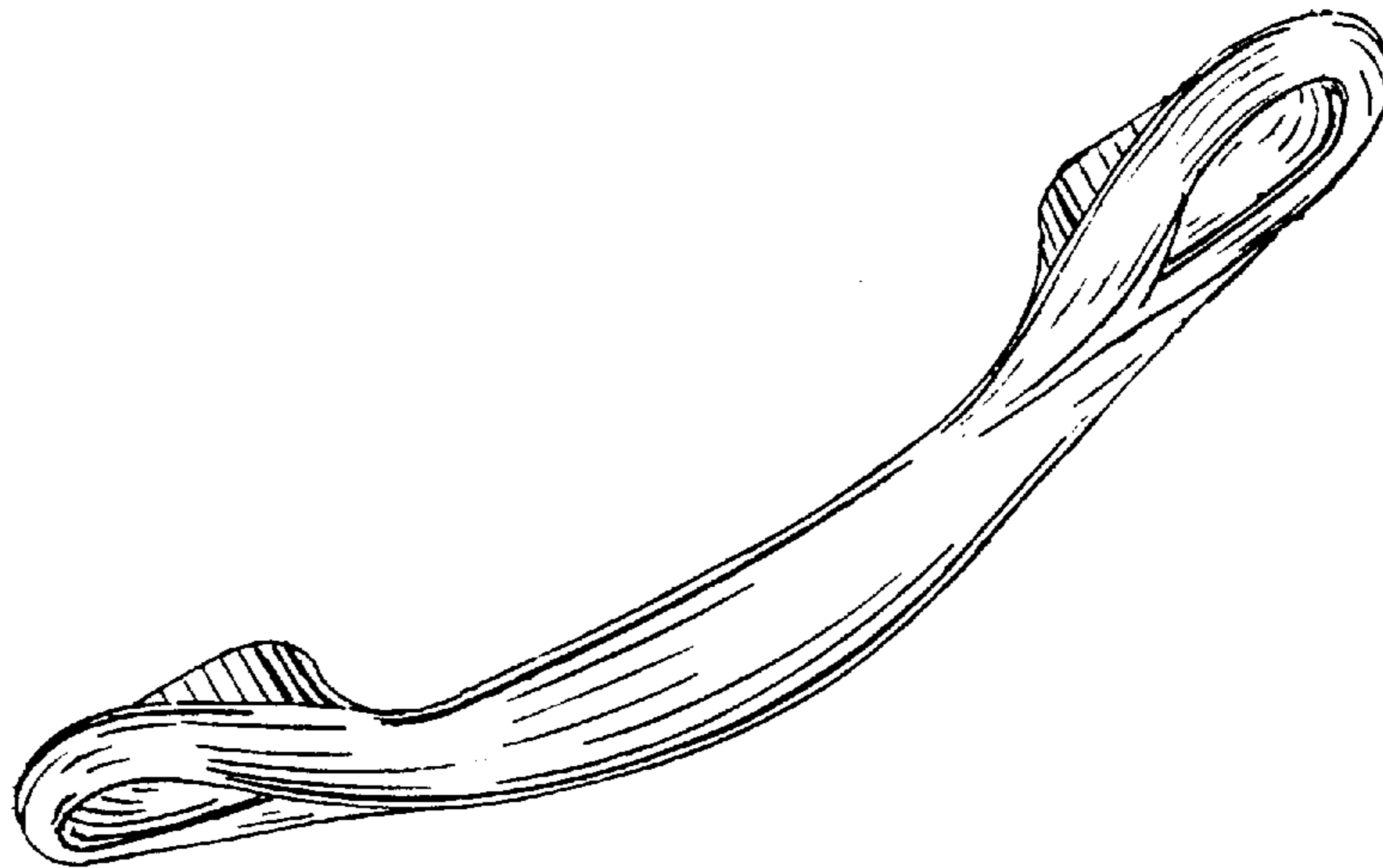


FIG. 1

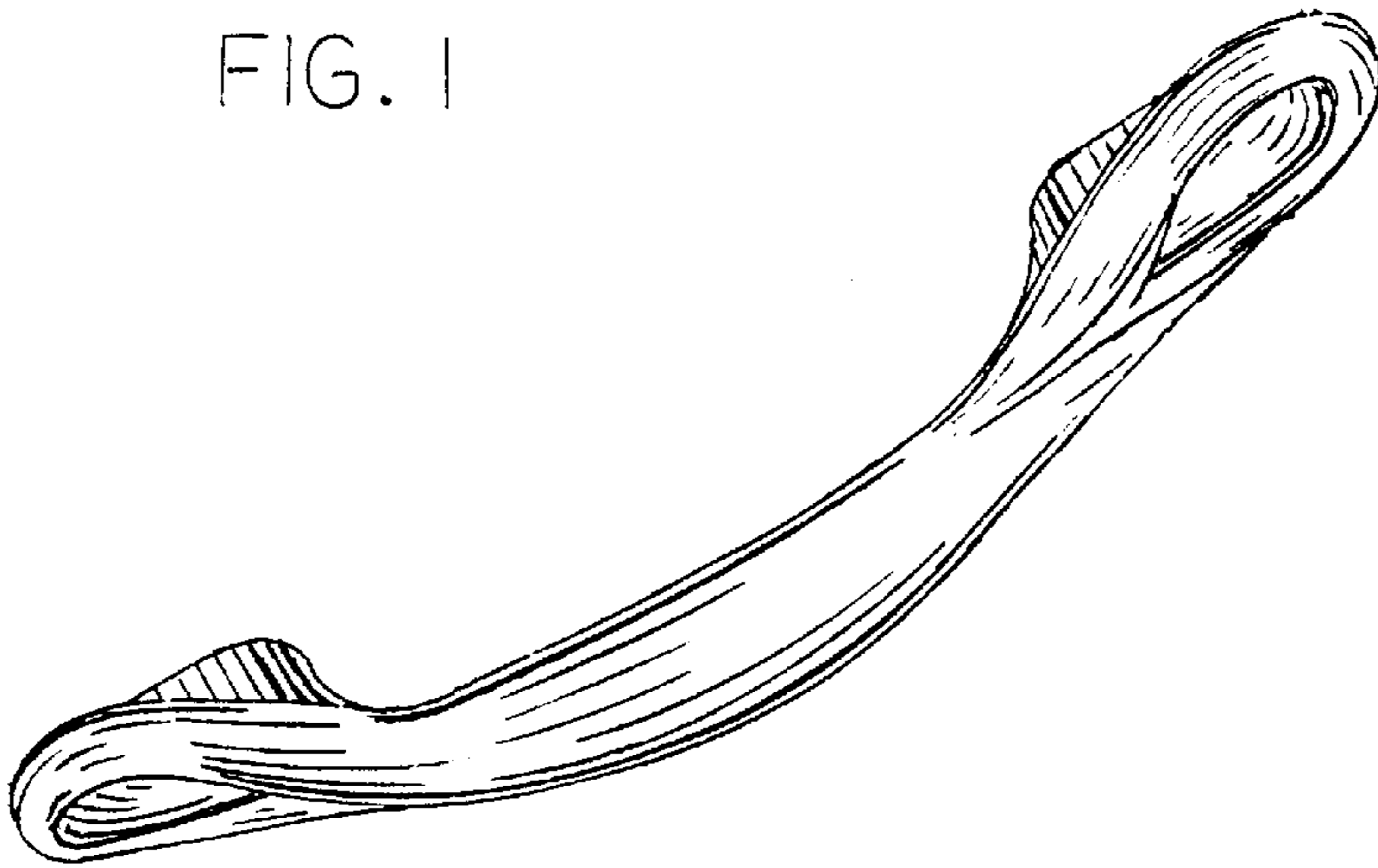


FIG. 3





FIG. 2



FIG. 4



FIG. 5