



US00D399406S

United States Patent [19]

Decursu et al.

[11] **Patent Number: Des. 399,406**

[45] **Date of Patent: **Oct. 13, 1998**

[54] **PULL HANDLE**

[75] Inventors: **Giorgio Decursu; Alberto Bertani,**
both of Milan, Italy

[73] Assignee: **Elesa S.P.A.,** Milan, Italy

[**] Term: **14 Years**

[21] Appl. No.: **29,284**

[22] Filed: **Oct. 3, 1994**

[30] **Foreign Application Priority Data**

Apr. 5, 1994 [XH] Hague Agreement DM/029 270

[51] **LOC (6) Cl. 08-06**

[52] **U.S. Cl. D8/317**

[58] **Field of Search D8/300, 315-320;**
16/110 R, 111 R

[56] **References Cited**

PUBLICATIONS

Forms & Surfaces Cat. 8.3; ©1989; p. 36; pull HD 9852.
Amerock Hardware Cat. C-2094; p. 18; pull 937-CW2.
Standards ELESA Catalogue 121-ENG, Model No. M.243,
p. 122.

Standards ELESA Catalogue 121-ENG, Model No. M.643,
p. 123.

Standards ELESA Catalogue 121-ENG, Model No. M.443,
p. 124.

Standards ELESA Catalogue 121-ENG, Model No. M.443,
N, p. 125.

Primary Examiner—B. J. Bullock

Attorney, Agent, or Firm—Pearne, Gordon, McCoy, &
Granger LLP

[57] **CLAIM**

The ornamental design for a pull handle, as shown and
described.

DESCRIPTION

FIG. 1 is a perspective view of a pull handle, showing our
new design;

FIG. 2 is a reduced front elevational view thereof, the rear
elevational view being identical;

FIG. 3 is a reduced right side elevational view thereof, the
left side elevational view being identical;

FIG. 4 is a reduced top plan view thereof; and,

FIG. 5 is a reduced bottom plan view thereof.

1 Claim, 1 Drawing Sheet



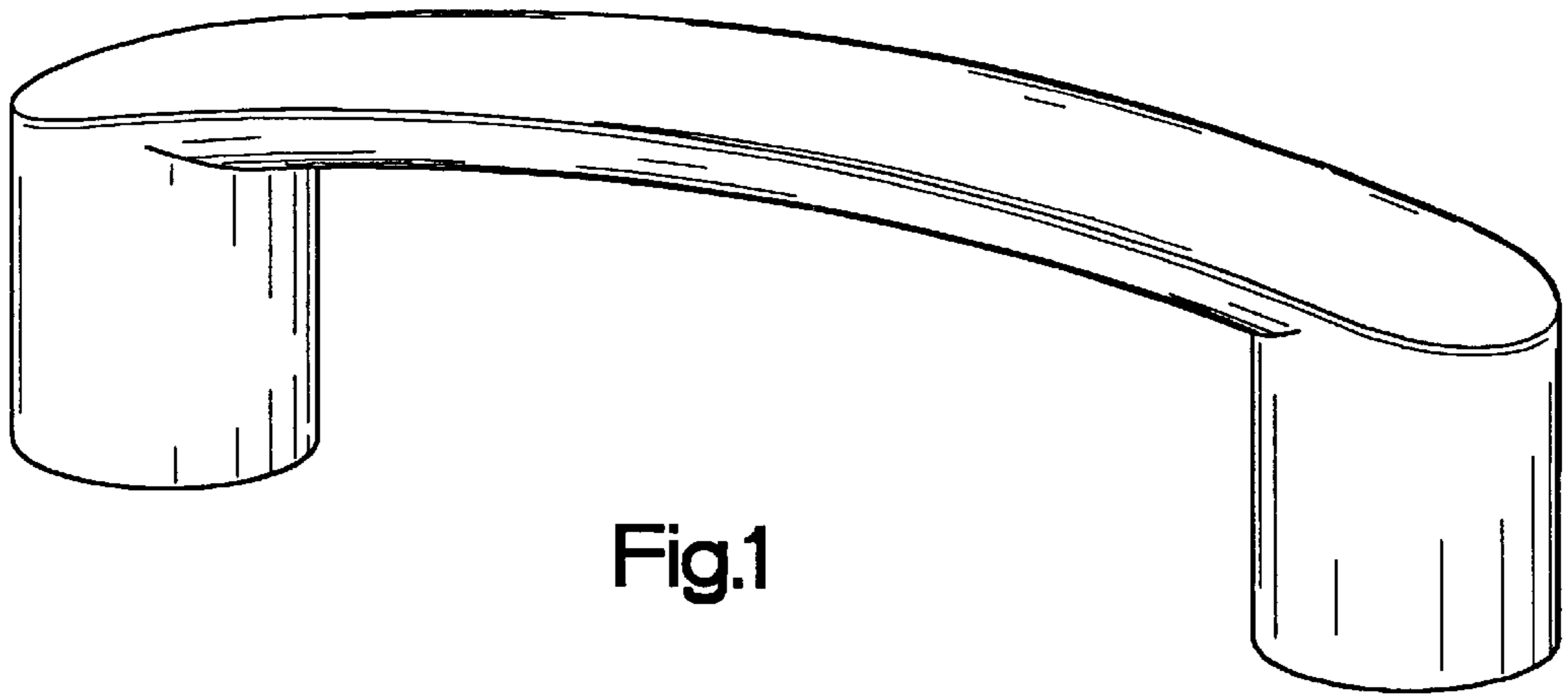


Fig.1




Fig.2

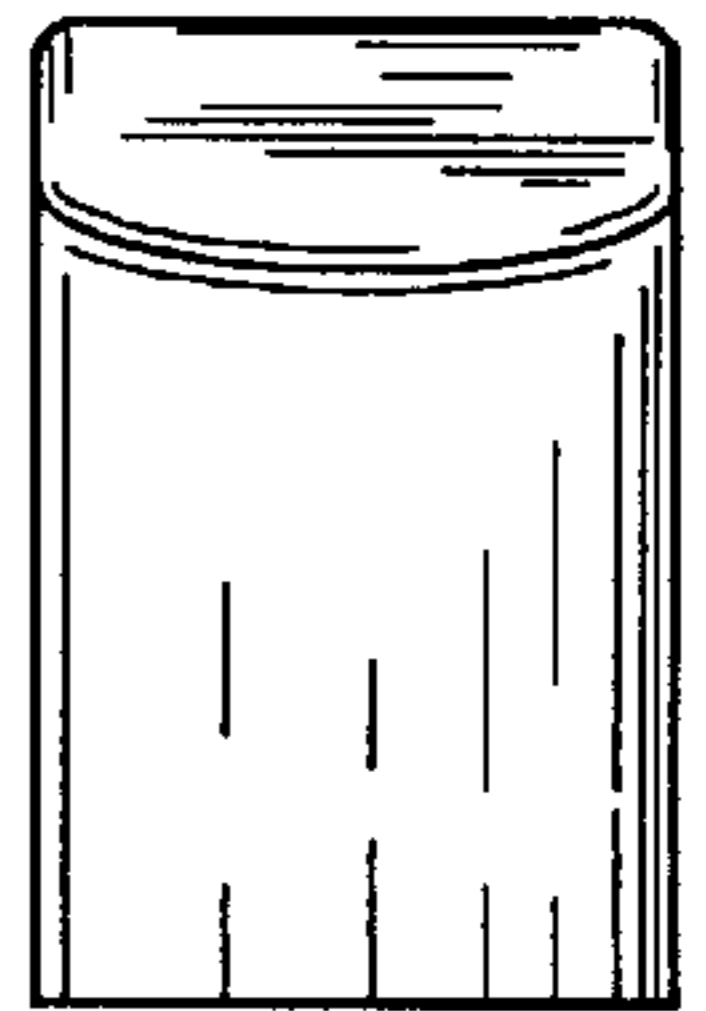


Fig.3

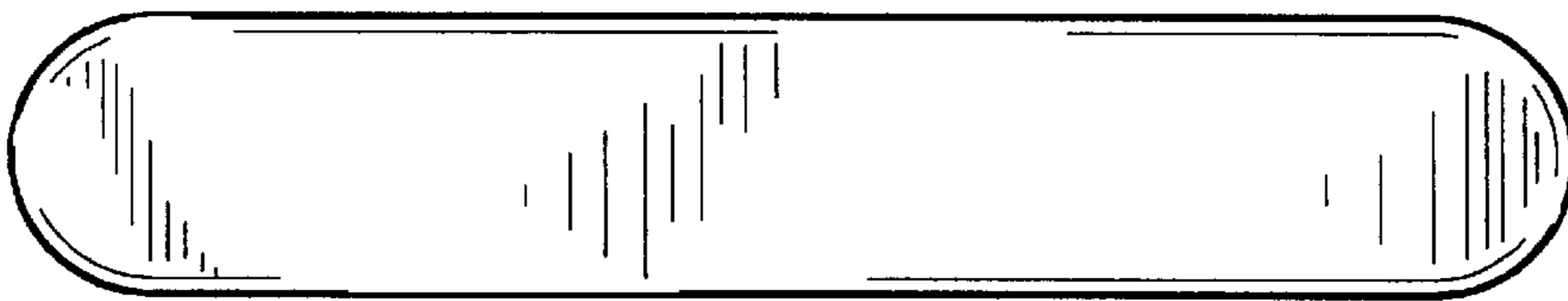


Fig.4



Fig.5