



US00D399404S

# United States Patent [19] Gullette

[11] **Patent Number: Des. 399,404**

[45] **Date of Patent: \*\*Oct. 13, 1998**

[54] **KNIFE**

[75] Inventor: **James C. Gullette**, Greer, S.C.

[73] Assignee: **Action Performance Companies**, Tempe, Ariz.

[\*\*] Term: **14 Years**

[21] Appl. No.: **78,713**

[22] Filed: **Oct. 31, 1997**

[51] **LOC (6) Cl. .... 08-03**

[52] **U.S. Cl. .... D8/100**

[58] **Field of Search** ..... D8/98, 99, 107;  
D22/118; 30/151, 152, 153, 154, 155, 156,  
157, 158, 159, 160, 161, 162

[56] **References Cited**

**U.S. PATENT DOCUMENTS**

- D. 363,871 11/1995 Coggins ..... D8/100
- D. 386,059 11/1997 O'Hara et al. .... D8/99
- D. 386,060 11/1997 O'Hara et al. .... D8/99

- D. 386,061 11/1997 O'Hara et al. .... D8/99
- D. 386,960 12/1997 O'Hara et al. .... D8/99
- D. 386,961 12/1997 O'Hara et al. .... D8/99

*Primary Examiner*—Philip S. Hyder  
*Attorney, Agent, or Firm*—Lalos & Keegan

[57] **CLAIM**

The ornamental design for a knife, as shown and described.

**DESCRIPTION**

FIG. 1 is a side view of the knife embodying the design invention;

FIG. 2 is a top view thereof;

FIG. 3 is a rear view thereof;

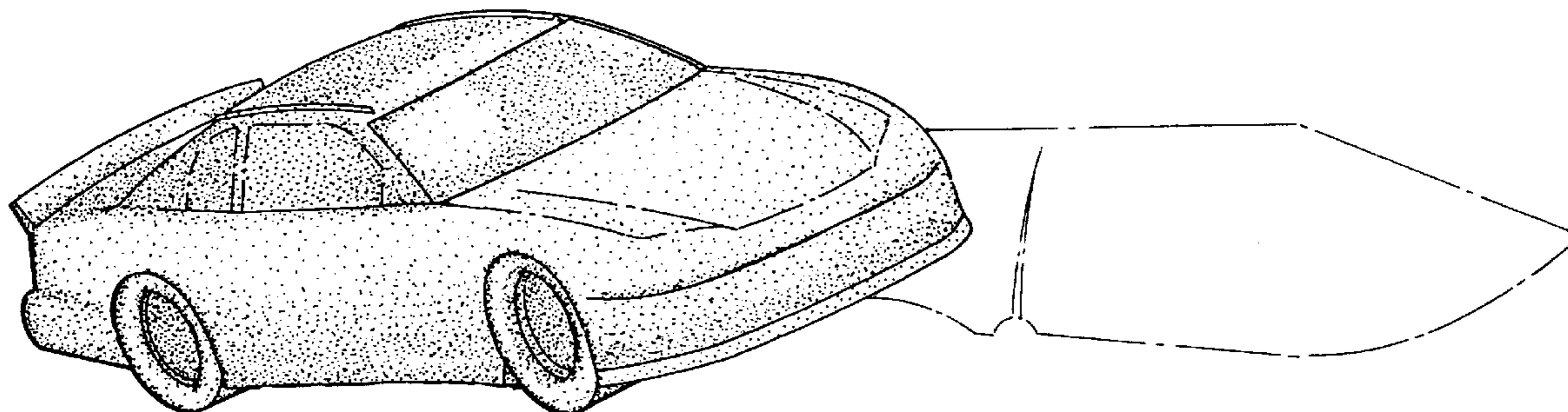
FIG. 4 is a front view thereof;

FIG. 5 is a bottom view thereof; and,

FIG. 6 is a side view thereof opposite to the side view of FIG. 1.

The broken line showings of the blade are for illustrative purposes only and form no part of the claimed design.

**1 Claim, 1 Drawing Sheet**



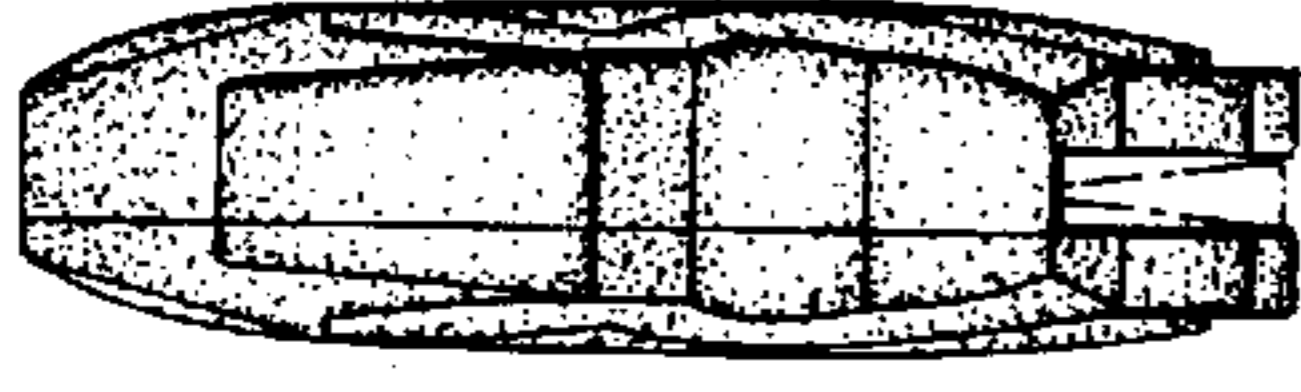


FIG. 4

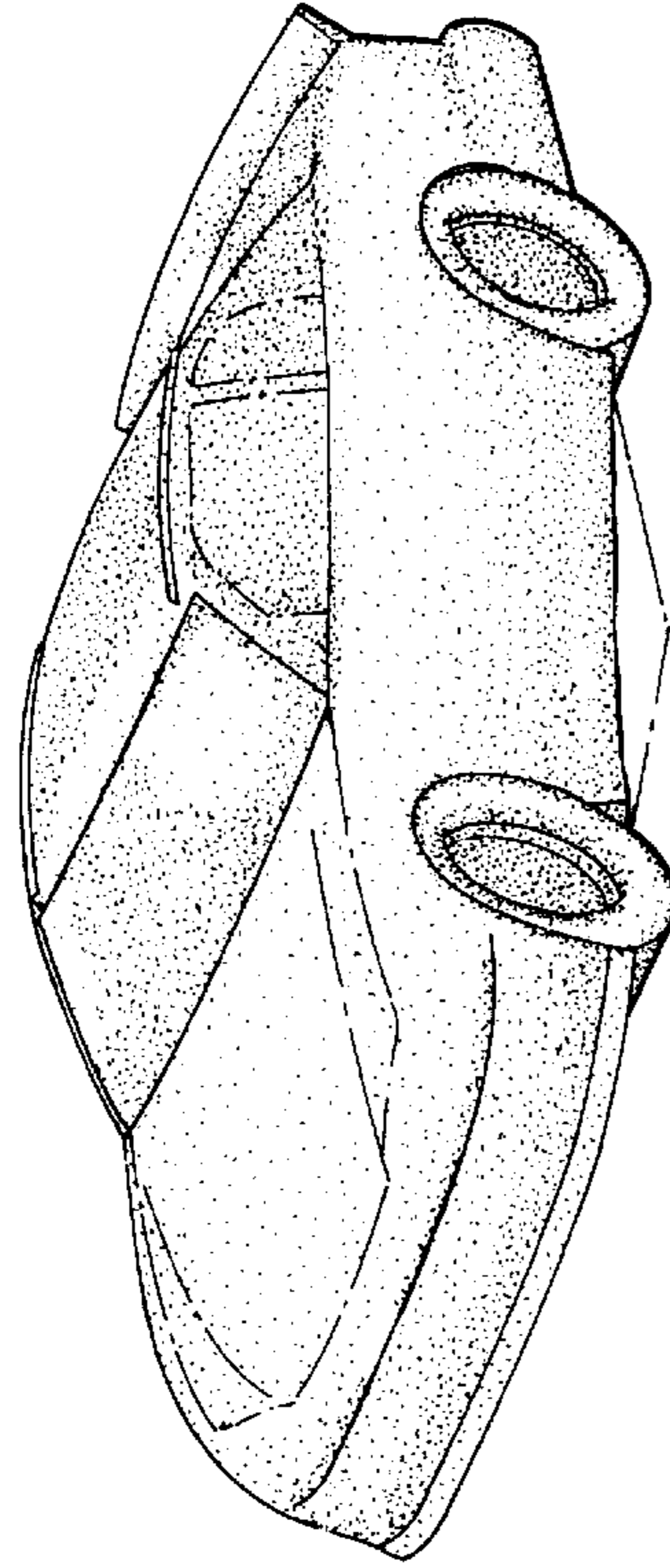


FIG. 1




FIG. 2

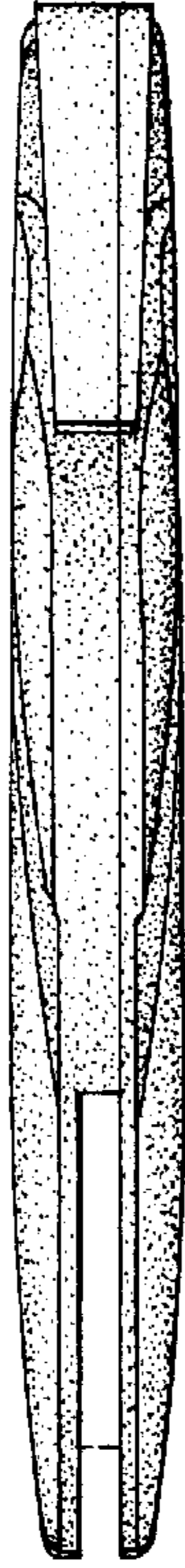


FIG. 5

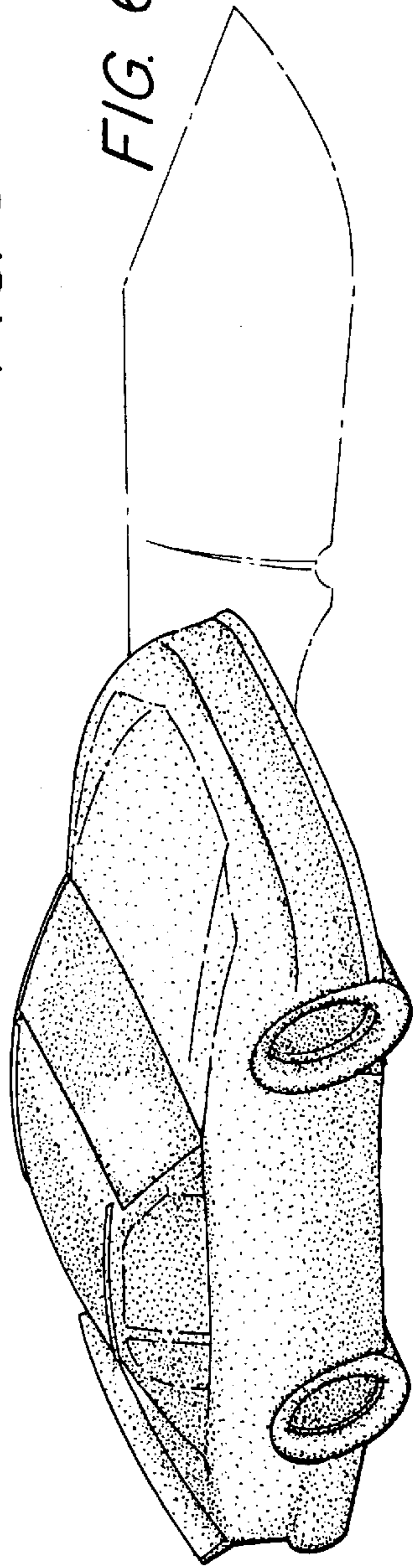


FIG. 6



FIG. 3