



US00D399403S

United States Patent [19] Pohl

[11] **Patent Number: Des. 399,403**

[45] **Date of Patent: **Oct. 13, 1998**

[54] **KNIFE**

[75] Inventor: **Dietmar Pohl**, Leverkusen, Germany

[73] Assignee: **Heinr. Boker GmbH & Co.**, Solingen, Germany

[**] Term: **14 Years**

[21] Appl. No.: **77,397**

[22] Filed: **Oct. 2, 1997**

[51] **LOC (6) Cl. 08-03**

[52] **U.S. Cl. D8/99**

[58] **Field of Search** D8/98, 99; D22/118;
30/152, 153, 154, 155, 156, 157, 158, 159,
160, 161, 162

[56] **References Cited**

U.S. PATENT DOCUMENTS

D. 252,182	6/1979	Poehlmann	D8/99
D. 321,820	11/1991	Russell	D8/99
D. 347,375	5/1994	Sakai	D8/99
D. 356,723	3/1995	Sakai	D8/99
D. 365,266	12/1995	Hasegawa	D8/99
D. 378,489	3/1997	Poehlmann	D8/99
D. 379,294	5/1997	Lum	D8/99

D. 379,579	6/1997	Pohl	D8/99
D. 382,189	8/1997	Viele	D8/99
D. 385,173	10/1997	McWillis	D8/99

OTHER PUBLICATIONS

Brigade Quartermasters Catalog, p. 61, Spyderco Knives, 1996.

Brigade Quartermasters Catalog, p. 55, Benchmade Knives, 1997.

Primary Examiner—Philip S. Hyder
Attorney, Agent, or Firm—Lalos & Keegan

[57] **CLAIM**

The ornamental design for a knife, as shown and described.

DESCRIPTION

FIG. 1 is a side view of the knife embodying the design invention;

FIG. 2 is a top view thereof;

FIG. 3 is a rear view thereof;

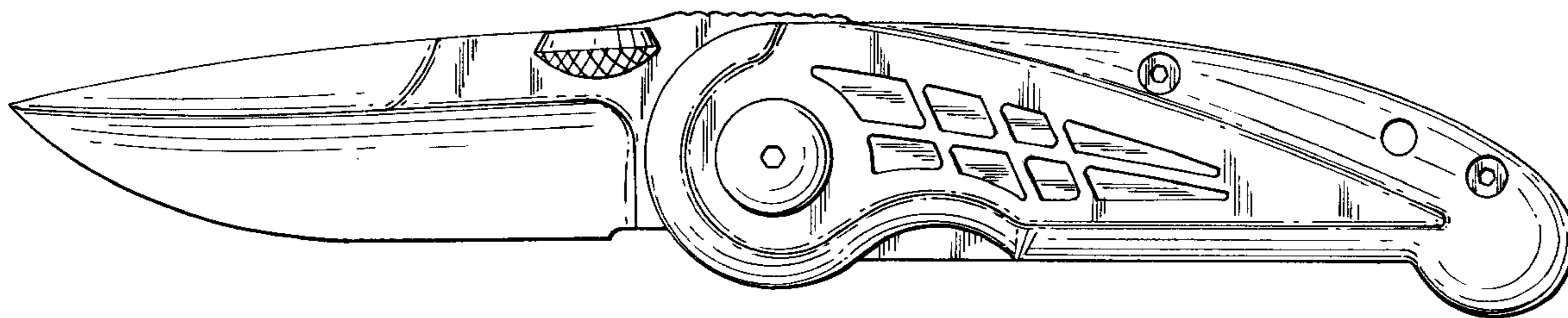
FIG. 4 is a side view thereof opposite to the side view of FIG. 1;

FIG. 5 is a bottom view thereof;

FIG. 6 is a front view thereof; and,

FIG. 7 is a side view as in FIG. 1 but with blade closed.

1 Claim, 2 Drawing Sheets



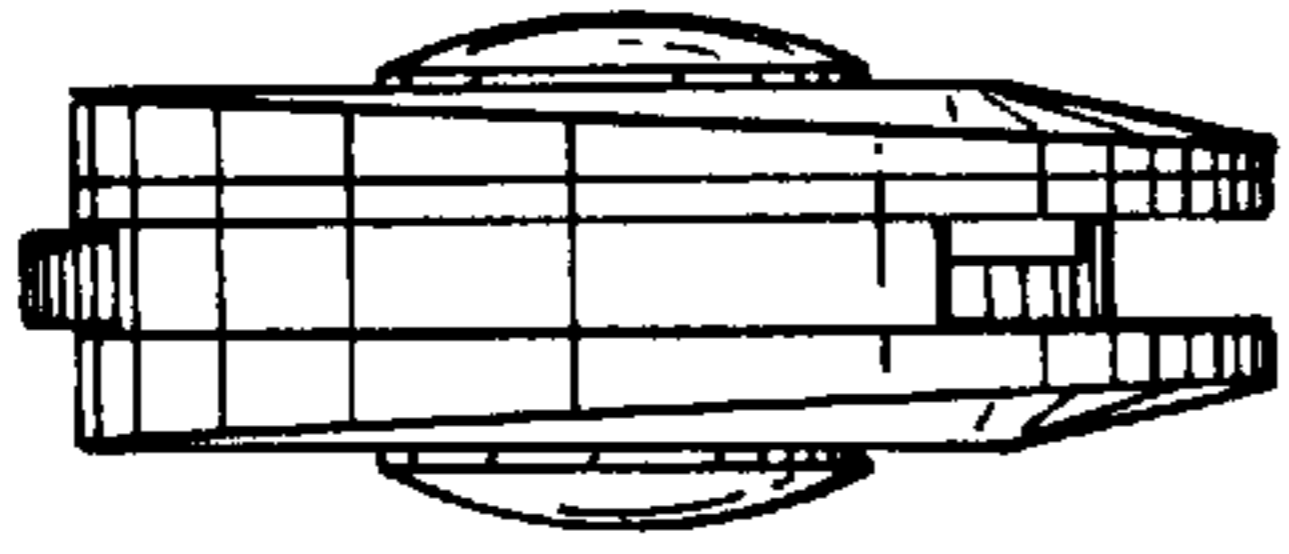


FIG. 3

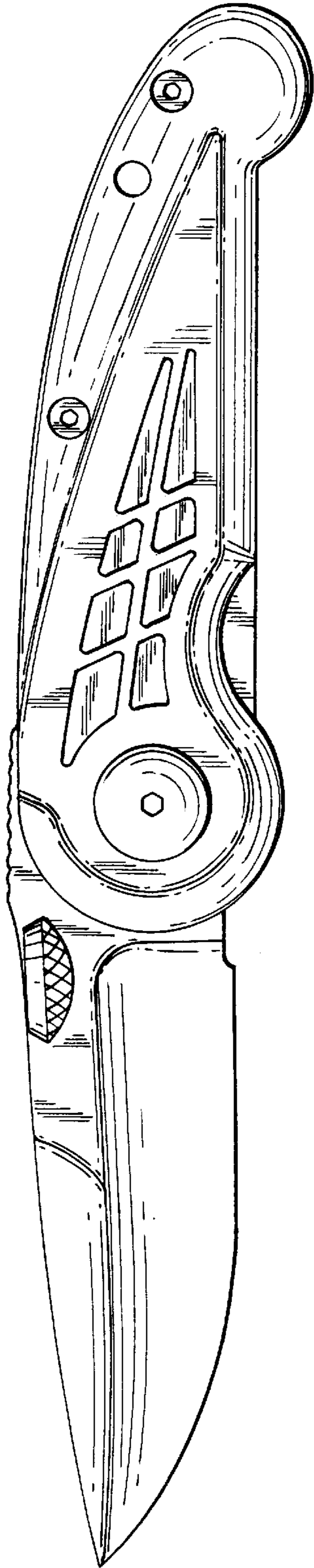


FIG. 1




FIG. 2

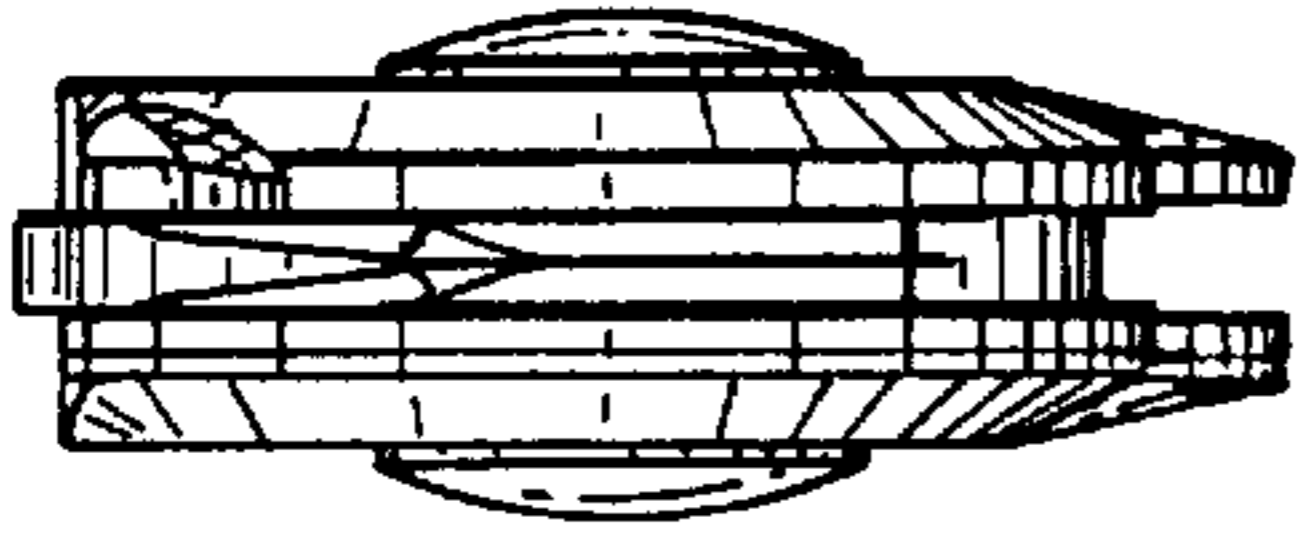


FIG. 6




FIG. 4

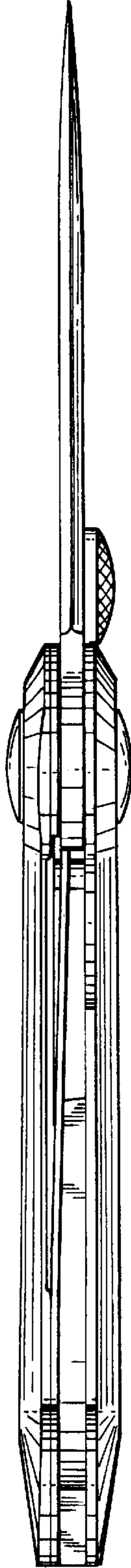


FIG. 5




FIG. 7