



US00D399378S

United States Patent [19]
Horne

[11] **Patent Number: Des. 399,378**

[45] **Date of Patent: **Oct. 13, 1998**

[54] **CLOTHES HANGER ORGANIZER**

[76] Inventor: **Patricia Ann Horne**, P.O. Box 527,
Estero, Fla. 33928

[**] Term: **14 Years**

[21] Appl. No.: **47,595**

[22] Filed: **Dec. 7, 1995**

[51] **LOC (6) Cl.** **06-01**

[52] **U.S. Cl.** **D6/513**

[58] **Field of Search** D6/315, 316, 317,
D6/318, 320, 323, 324, 513, 552, 562,
566, 569, 574; 211/113; 206/279, 300

[56] **References Cited**

U.S. PATENT DOCUMENTS

D. 191,647	10/1961	Seeger	D6/315
D. 216,900	3/1970	Miller	D6/320
D. 321,789	11/1991	Martorella	D6/315
D. 323,755	2/1992	Harney	D6/513
D. 341,946	12/1993	Graffigna	D6/513
D. 343,749	2/1994	Thompson	D6/513

D. 345,667	4/1994	Rhea	D6/513
5,209,327	5/1993	Wright et al.	206/279
5,515,981	5/1996	Gregory et al.	211/113

Primary Examiner—Raphael Barkai

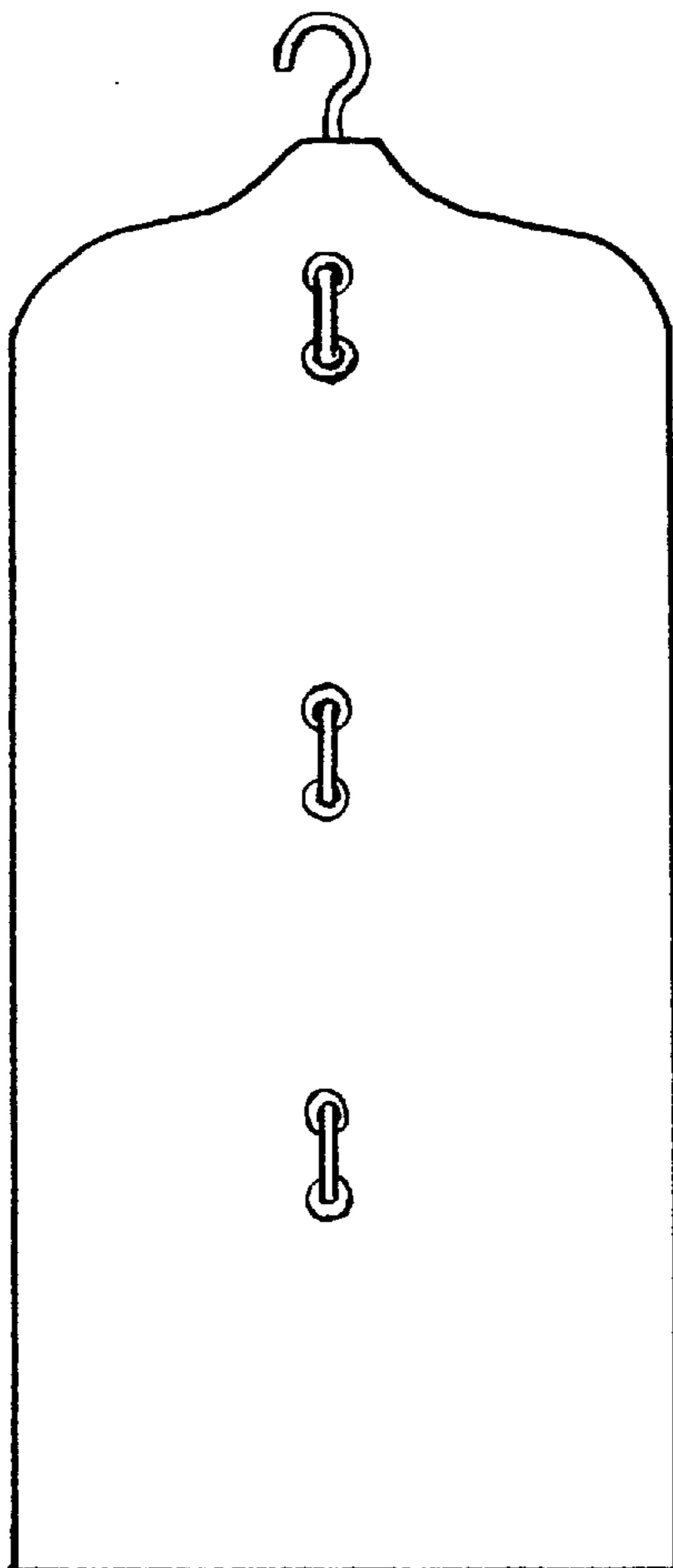
[57] **CLAIM**

The ornamental design for clothes hanger organizer, as shown and described.

DESCRIPTION

FIG. 1 is a front view of a clothes hanger organizer showing my new design, the rear view being a mirror image;
 FIG. 2 is a side view thereof, the side opposite being identical except for the hook;
 FIG. 3 is a perspective view thereof;
 FIG. 4 is a front view of a modified embodiment of the design shown in FIGS. 1-3, the rear view being a mirror image;
 FIG. 5 is a side view thereof, the side opposite being identical except for the hook; and,
 FIG. 6 is a perspective view thereof.

1 Claim, 1 Drawing Sheet



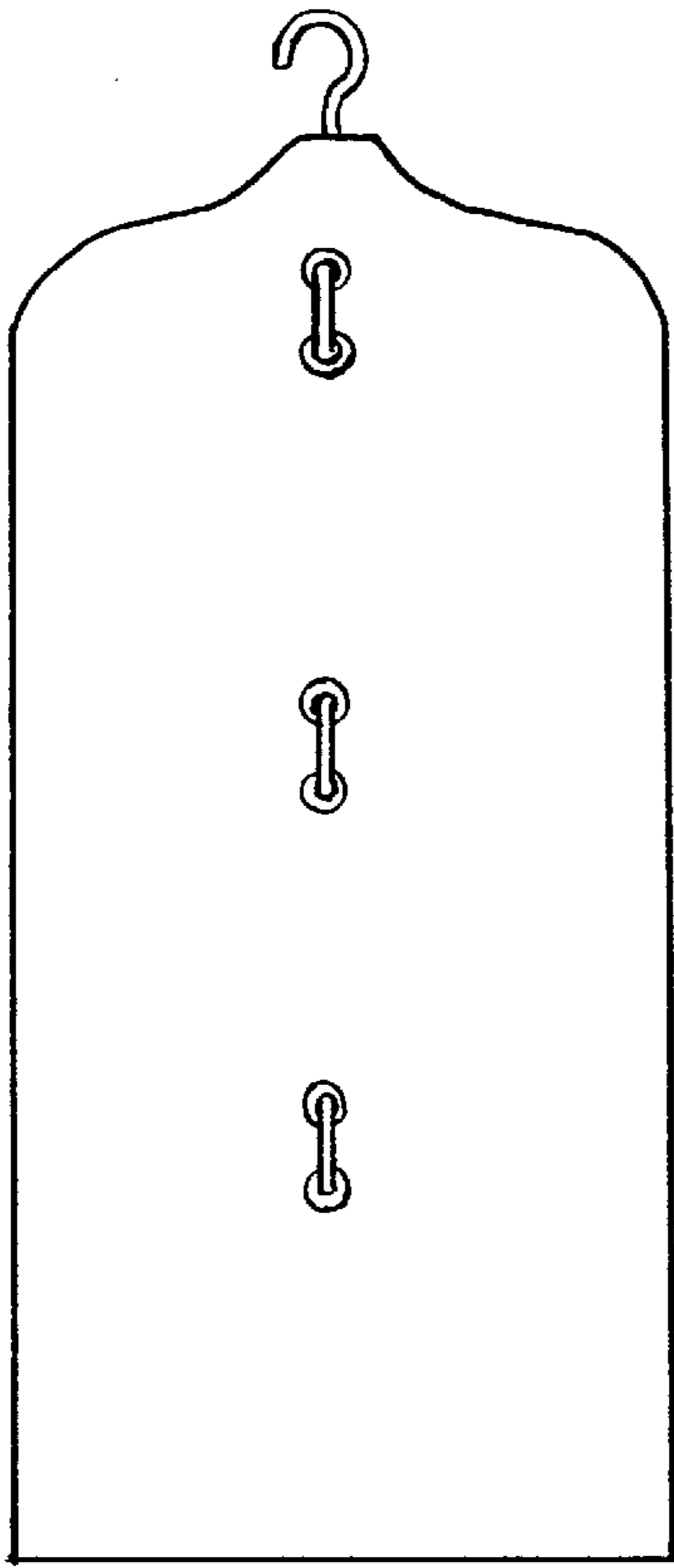


FIG. 1



FIG. 2

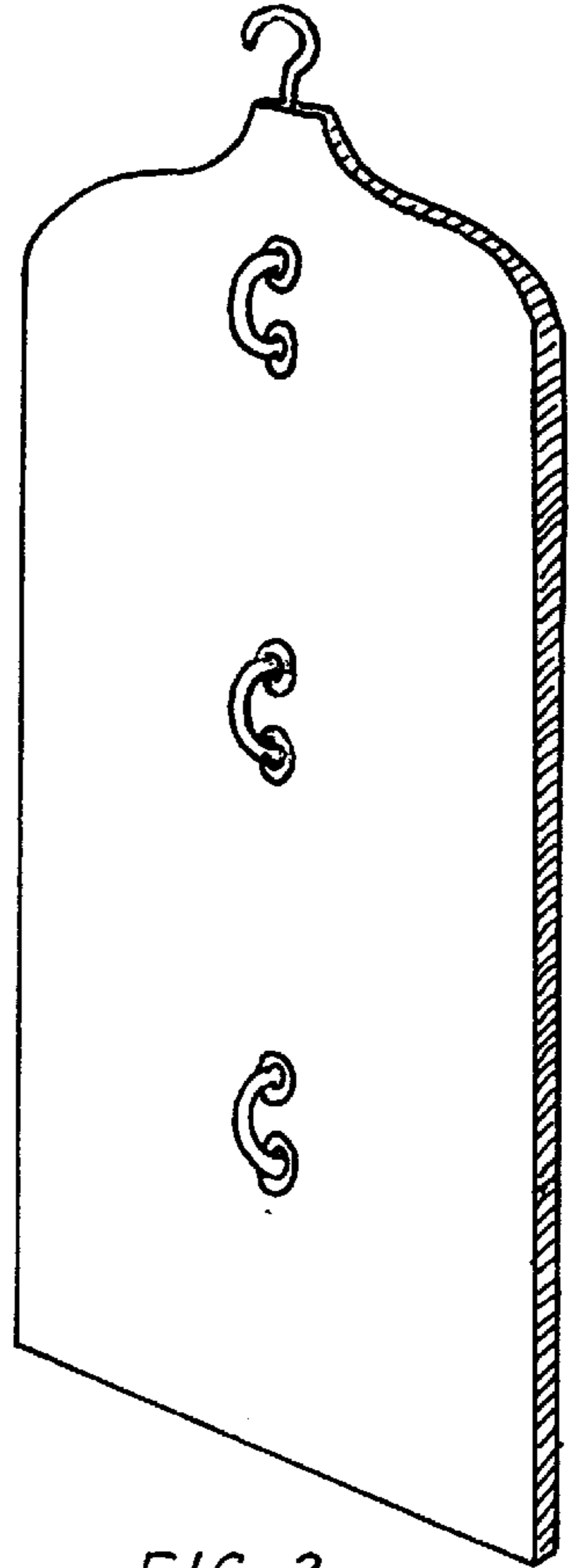


FIG. 3

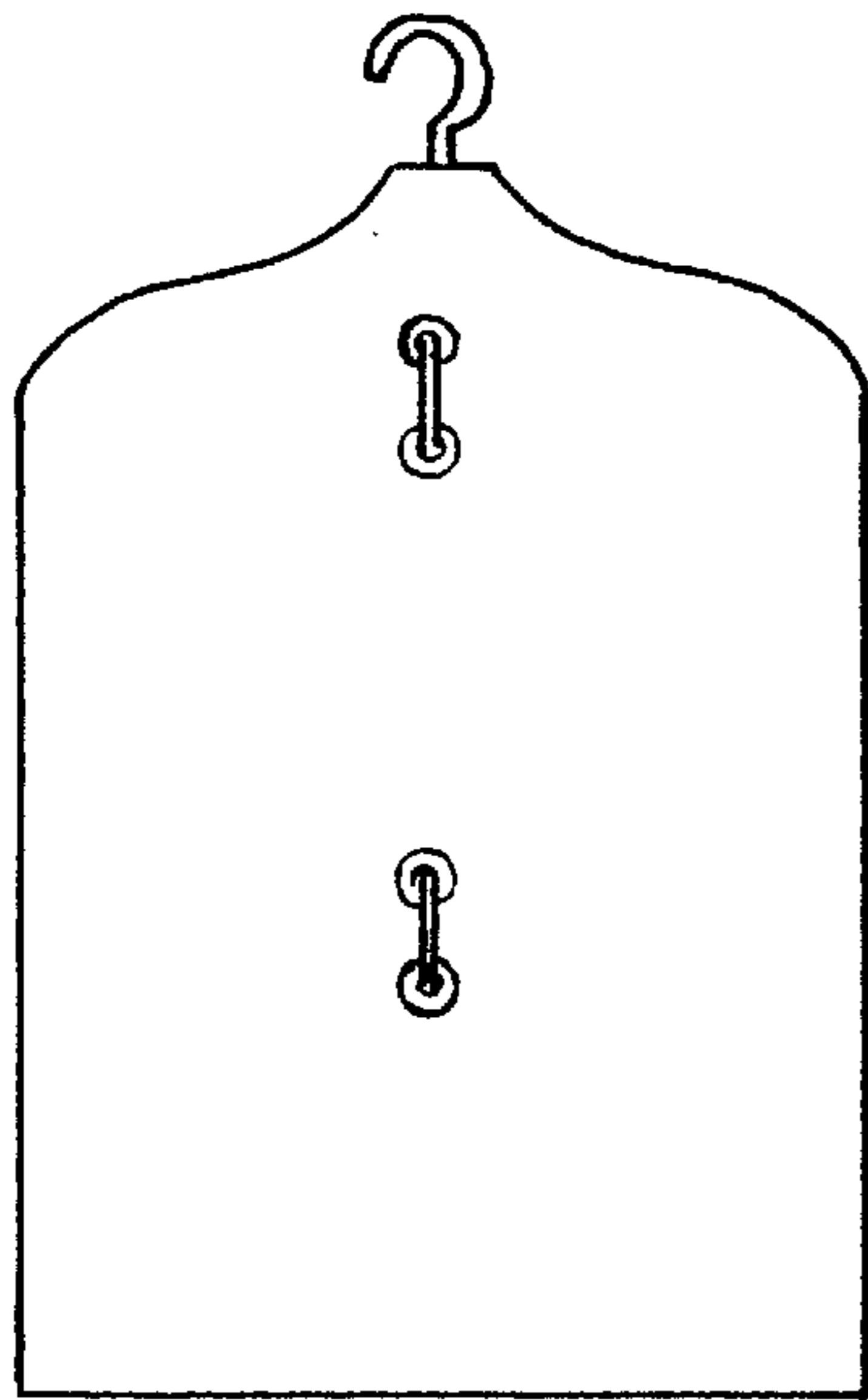


FIG. 4

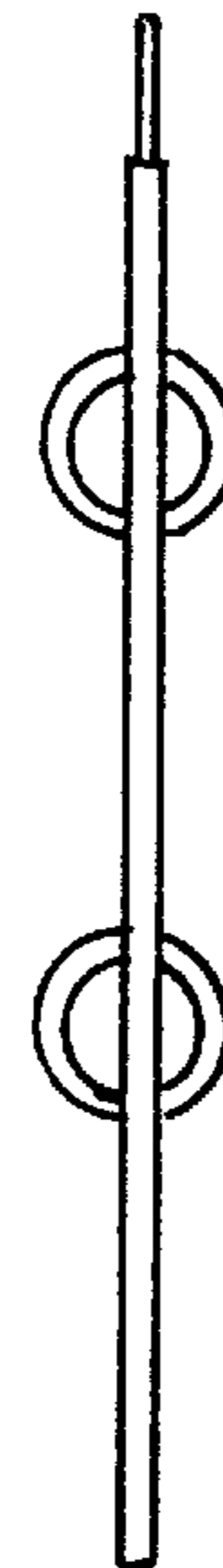


FIG. 5




FIG. 6