



US00D399377S

# United States Patent [19]

Robertson et al.

[11] Patent Number: **Des. 399,377**

[45] Date of Patent: **\*\*Oct. 13, 1998**

[54] **ELEMENT OF A MERCHANDISING DEVICE**

[75] Inventors: **James David Robertson**, Atlanta;  
**Bernard Primiano**, Smyrna, both of Ga.

[73] Assignee: **The Mead Corporation**, Dayton, Ohio

[\*\*] Term: **14 Years**

[21] Appl. No.: **65,142**

[22] Filed: **Jan. 21, 1997**

[51] **LOC (6) Cl.** ..... **06-04**

[52] **U.S. Cl.** ..... **D6/509; D34/27**

[58] **Field of Search** ..... D6/477-479, 476,  
D6/509, 491, 492, 396; 280/79.3, 47.35;  
D34/12, 17, 21, 27, 14; 211/1, 122, 134,  
135, 126.14; 312/249.8, 249.13; 108/51.1,  
53.1, 55.1, 60, 91

[56] **References Cited**

**U.S. PATENT DOCUMENTS**

D. 139,534	11/1944	Adams	.....	D34/19
216,609	6/1879	Garrigan	.....	211/134
D. 219,208	11/1970	Olsson	.....	D34/14
D. 276,947	12/1984	Dennis	.....	D34/19
D. 323,051	1/1992	Bagot	.....	D34/19
D. 327,788	7/1992	Allen	.....	D6/396 X
D. 341,010	11/1993	Johnson	.....	D34/17
D. 366,750	1/1996	Daugherty	.....	D34/27

D. 369,481	5/1996	Brightbill et al.	.....	D6/396
2,496,221	1/1950	Koch	.....	211/134 X
2,555,178	5/1951	Young	.....	312/249.8
2,721,662	10/1955	Miller	.....	211/134
5,076,650	12/1991	Klein et al.	.....	312/249.8

**OTHER PUBLICATIONS**

“X-ponent” merchandising system, Visual Merchandising and Store Design, vol. 118, p 104, Mar. 1987.

*Primary Examiner*—James Gandy  
*Assistant Examiner*—Linda Brooks  
*Attorney, Agent, or Firm*—Tsugihiko Suzuki

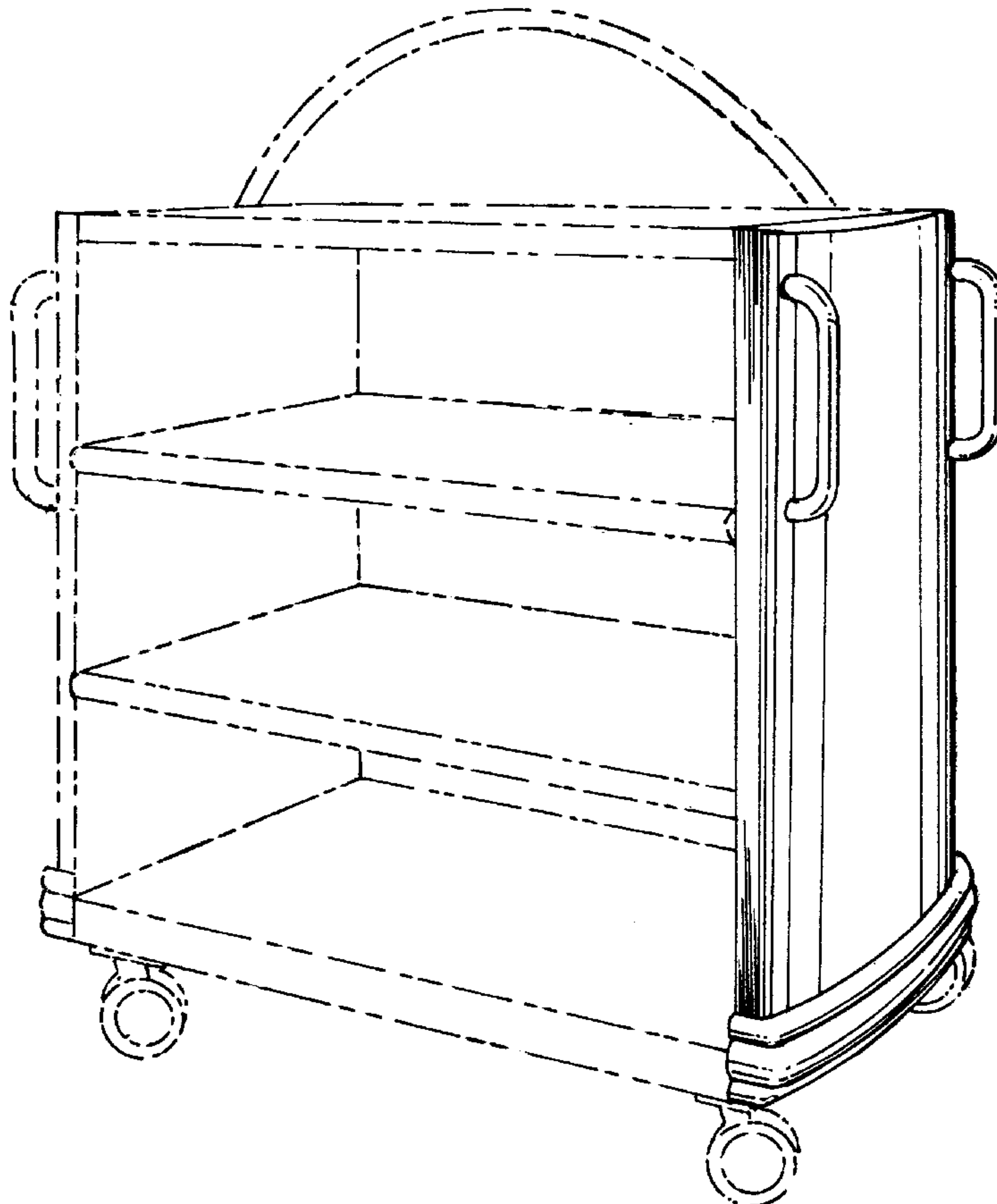
[57] **CLAIM**

The ornamental design for an element of a merchandising device, as shown and described.

**DESCRIPTION**

FIG. 1 is a perspective view of an element of a merchandising device showing our new design;  
FIG. 2 is a front view of FIG. 1;  
FIG. 3 is a right side elevation of FIG. 2, the left side elevation being identical;  
FIG. 4 is a top plan view of FIG. 2; and,  
FIG. 5 is a bottom plan view of FIG. 2.  
The broken lines showing of the other elements of the merchandising device in FIGS. 1 through 5 are for illustrative purposes only and form no part of the claimed design.

**1 Claim, 3 Drawing Sheets**



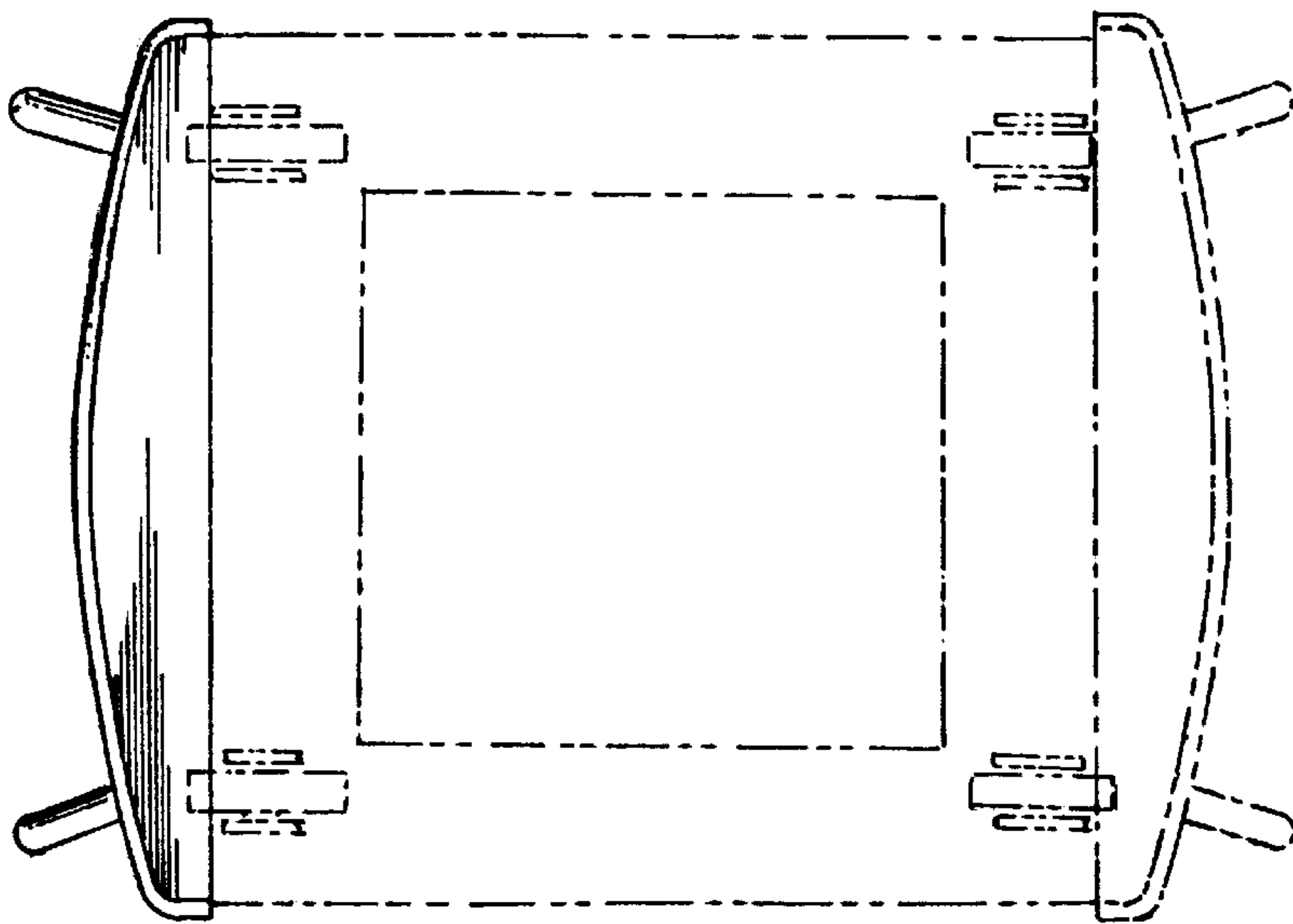


FIG. 5

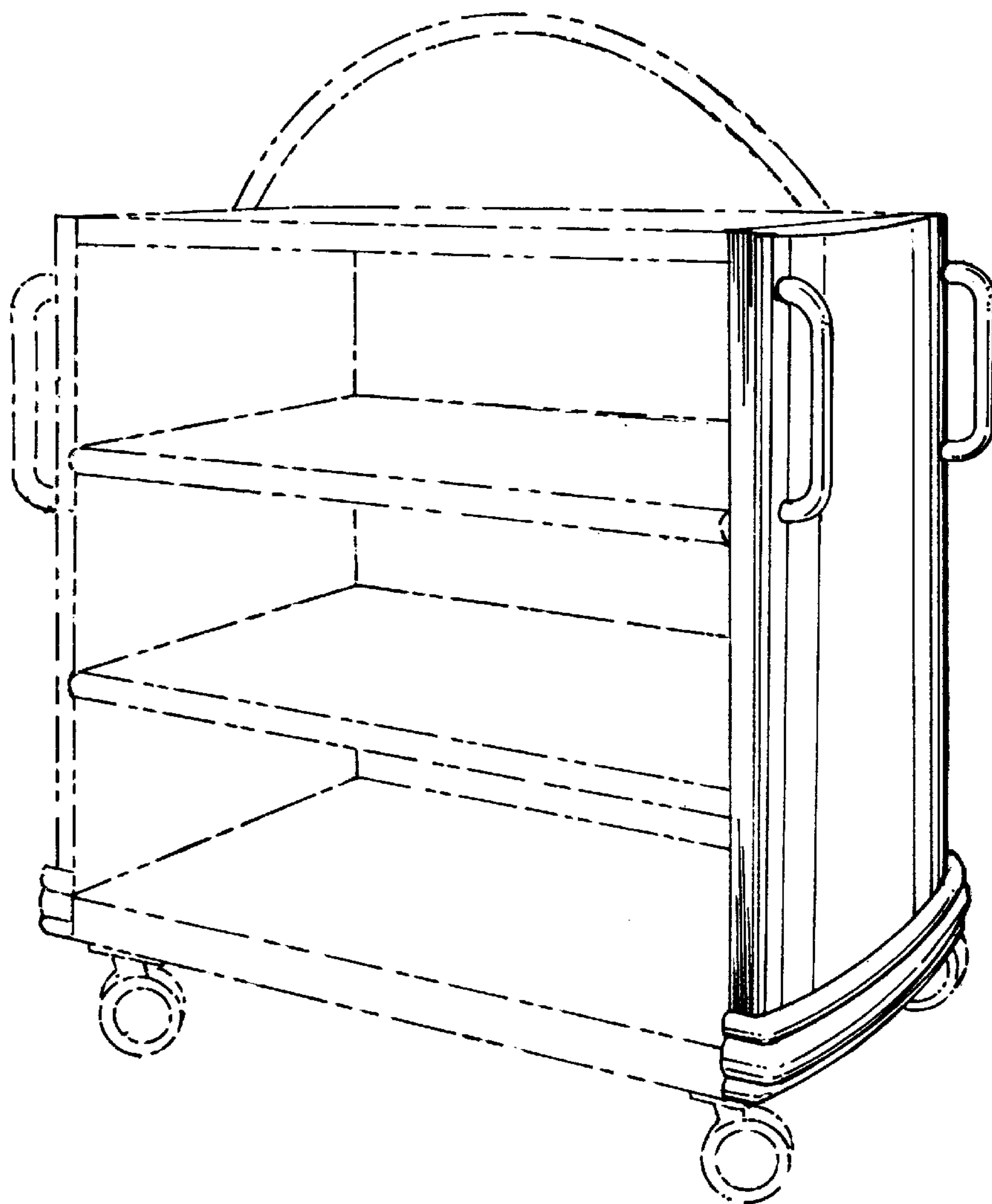


FIG. 1

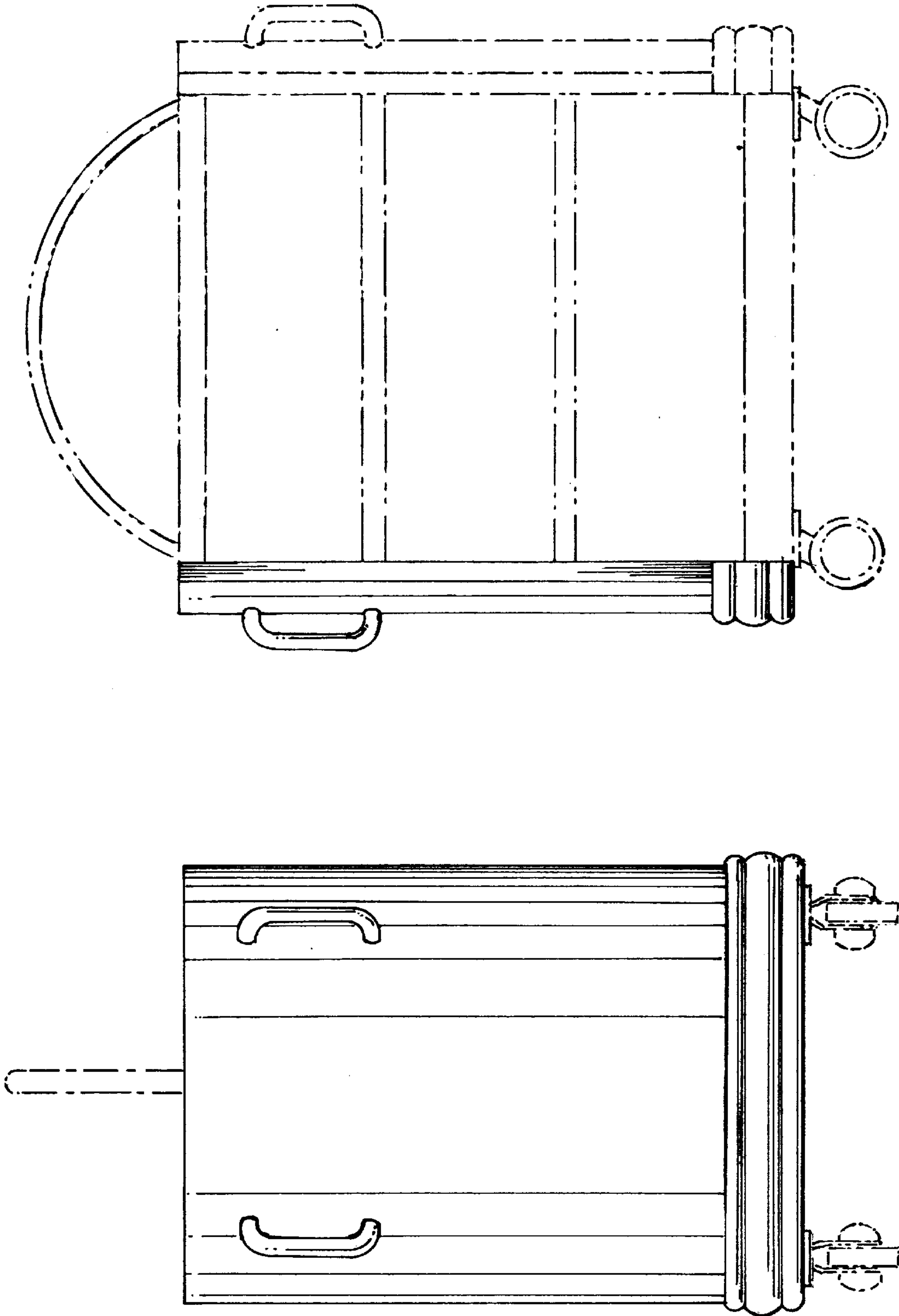


FIG. 3

FIG. 2

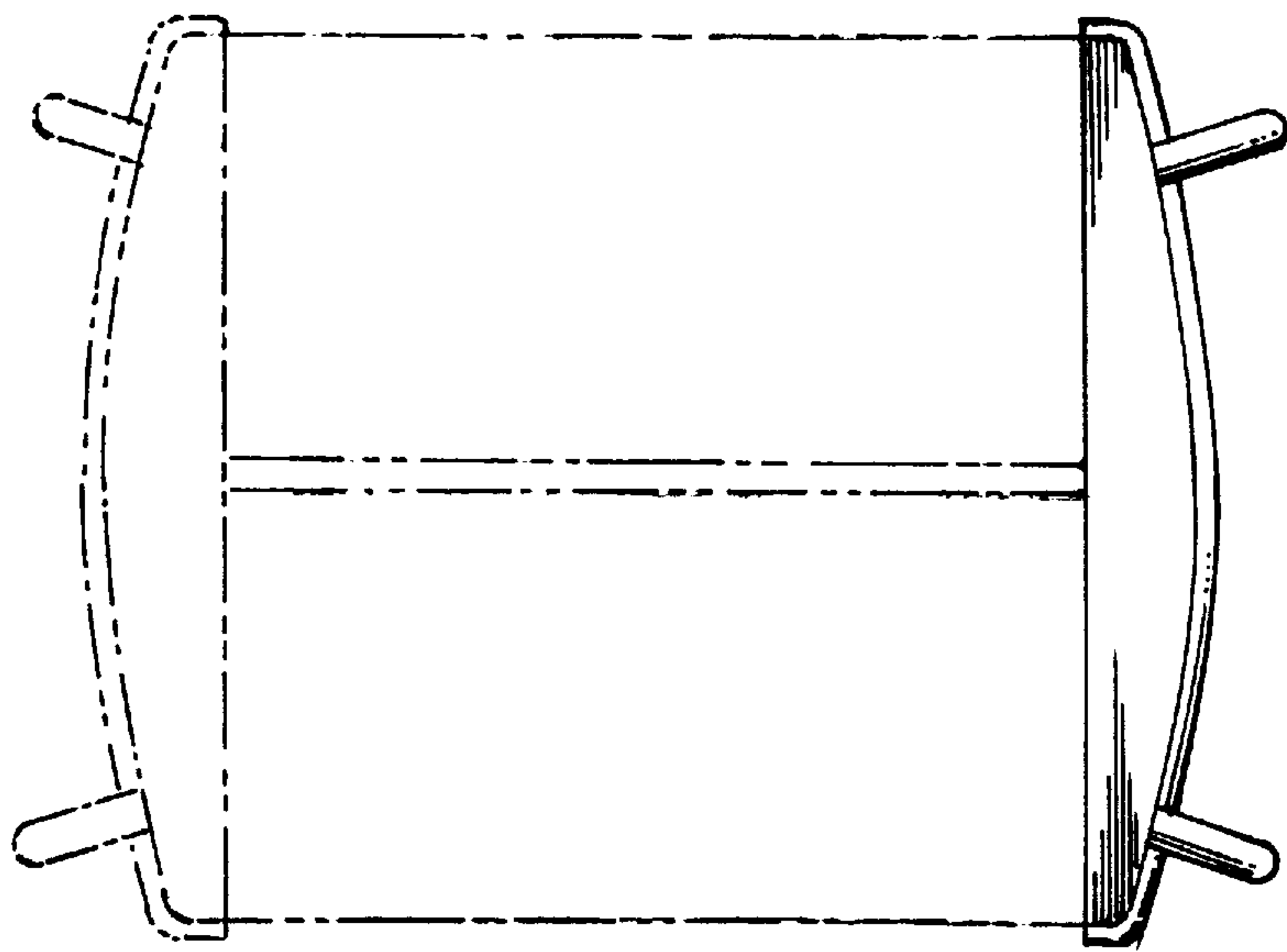


FIG. 4