



US00D399365S

United States Patent [19]

[11] Patent Number: Des. 399,365

Estapé et al.

[45] Date of Patent: **Oct. 13, 1998

[54] HEADBOARD AND BENCH SET

OTHER PUBLICATIONS

[76] Inventors: **Jorge Estapé; Joyce Estapé**, both of
2453 San Pasqual Valley Rd.,
Escondido, Calif. 92027

Lane Mar. 23, 1973, #1376-01 table at top left.

[**] Term: **14 Years**

Primary Examiner—Janice E. Seeger
Attorney, Agent, or Firm—Brown, Martin, Haller &
McClain, LLP

[21] Appl. No.: **53,431**

[57] CLAIM

[22] Filed: **Apr. 22, 1996**

The ornamental design for a headboard and bench set, as shown and described.

[51] LOC (6) Cl. **06-05**

DESCRIPTION

[52] U.S. Cl. **D6/393; D6/383; D6/349;**
D6/505

FIG. 1 is a perspective view of a headboard and bench set showing our new design;

[58] Field of Search D6/349, 350, 352,
D6/353, 335, 355, 480, 393, 394, 505,
507; 297/195.11, 423.1, 461, 462

FIG. 2 is a side elevational view of the headboard, both sides being similar;

FIG. 3 is a side elevational view of the bench, both sides being similar;

[56] References Cited

U.S. PATENT DOCUMENTS

D. 333,927	3/1993	Bello	D6/383
D. 345,263	3/1994	Keller	D6/389
D. 374,562	10/1996	Mann et al.	D6/393
D. 376,482	12/1996	Lewis	D6/349
D. 908,887	10/1933	Kayser	D6/505

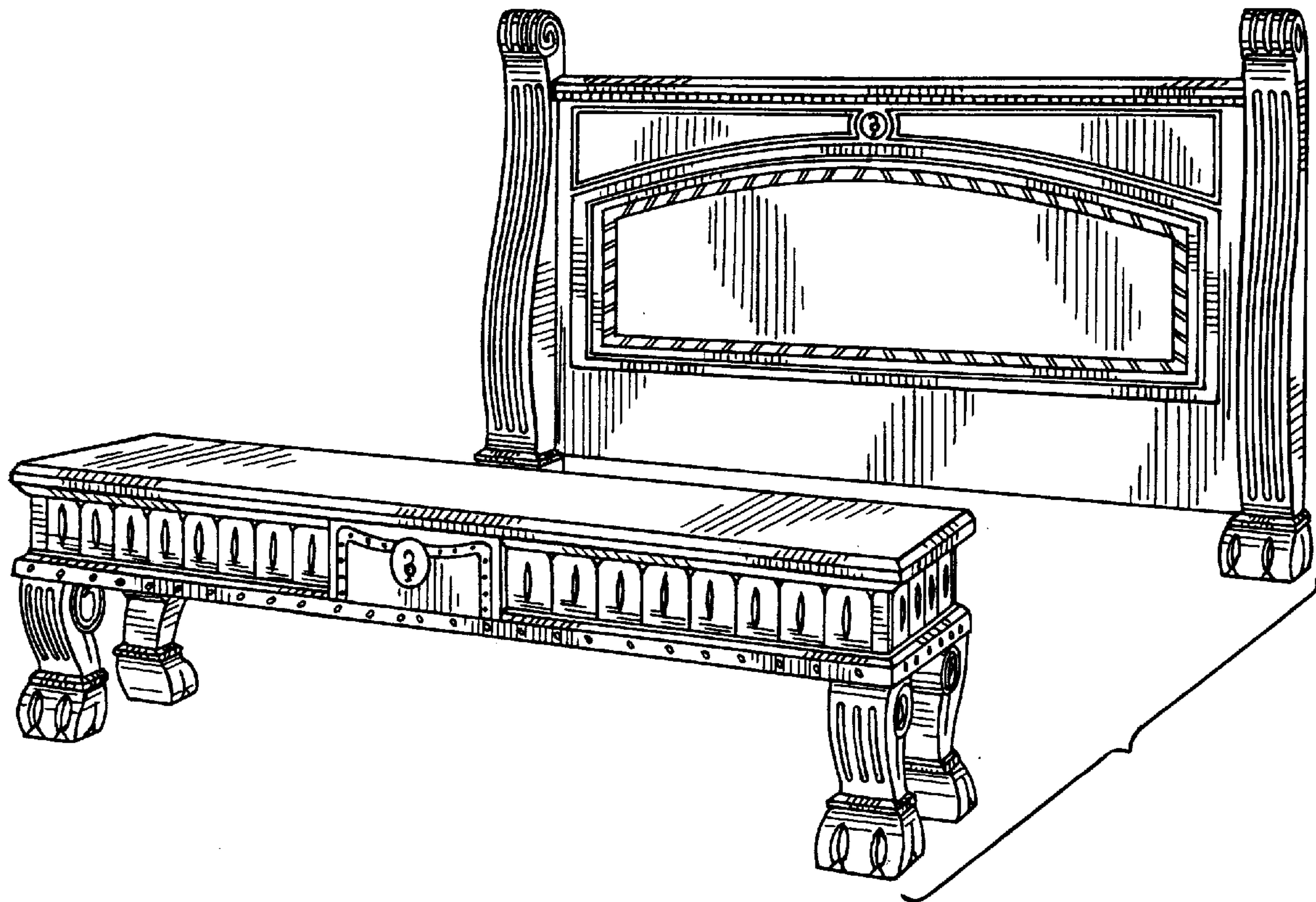
FIG. 4 is a rear view of the headboard;

FIG. 5 is a top plan view of the headboard;

FIG. 6 is a rear view of the bench; and

FIG. 7 is a top plan view of the bench; and,
FIG. 8 is an enlarged cross-sectional view taken on 8—8 of FIG. 4.

1 Claim, 3 Drawing Sheets



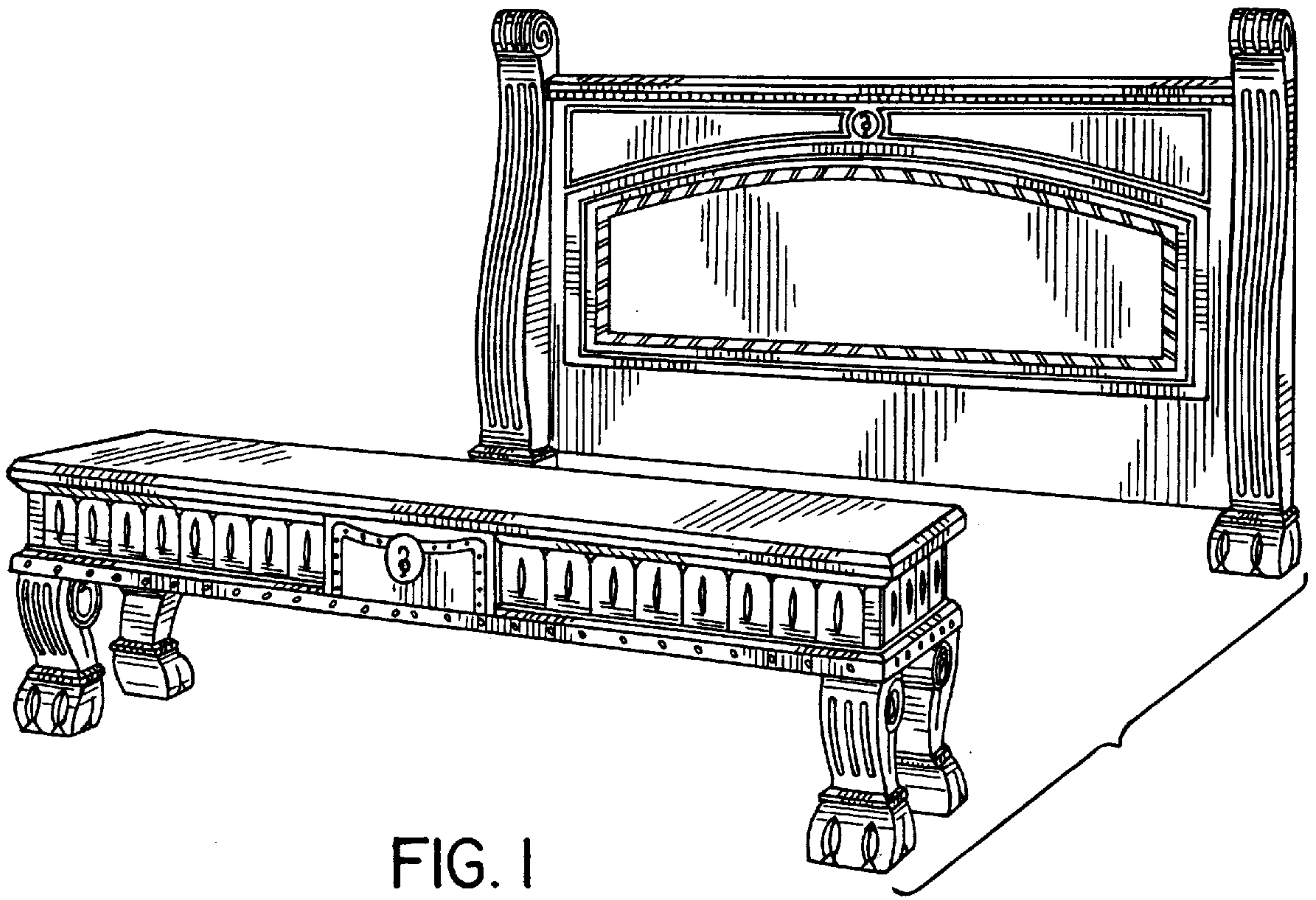


FIG. 1




FIG. 2




FIG. 3

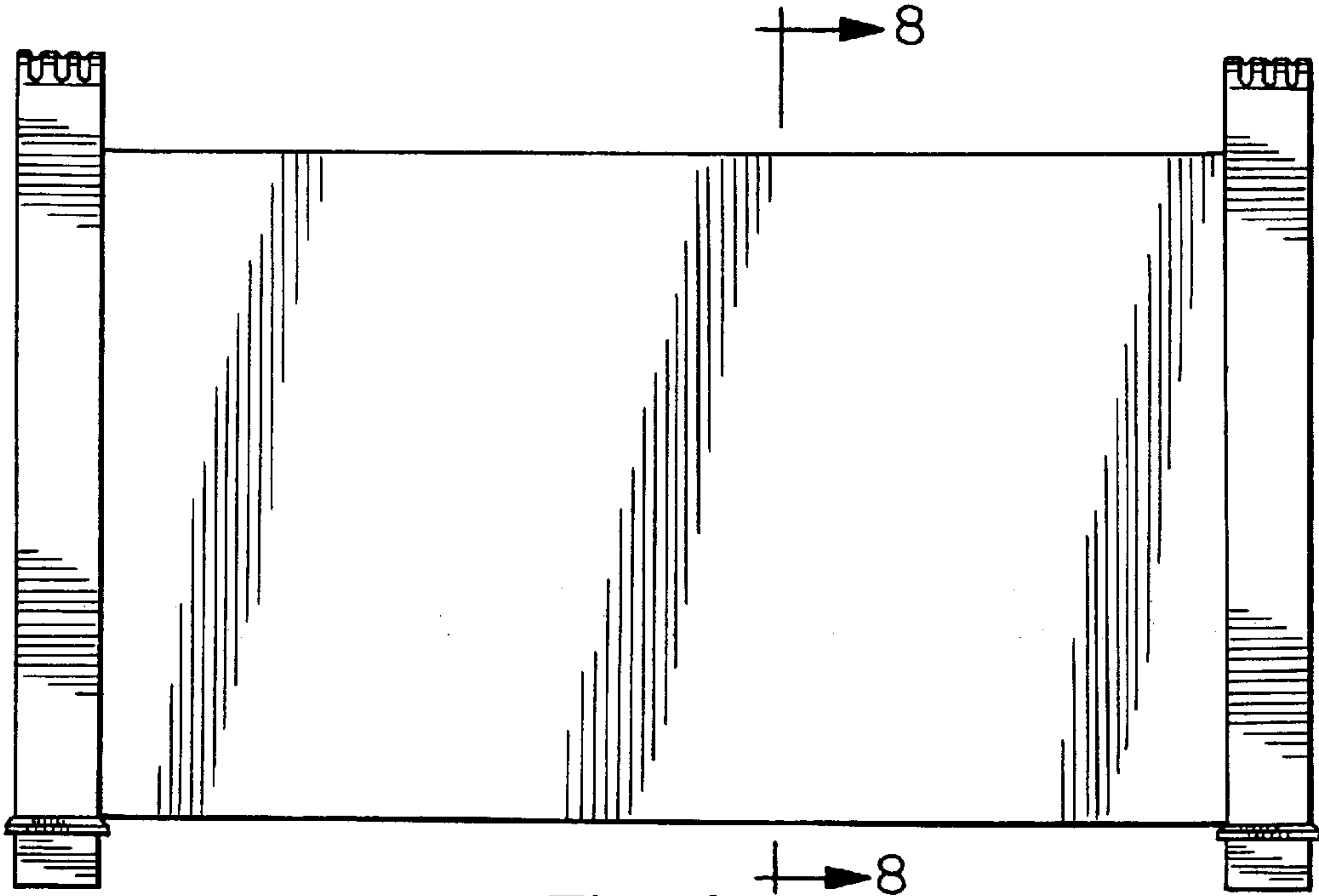


FIG. 4



FIG. 5




FIG. 6

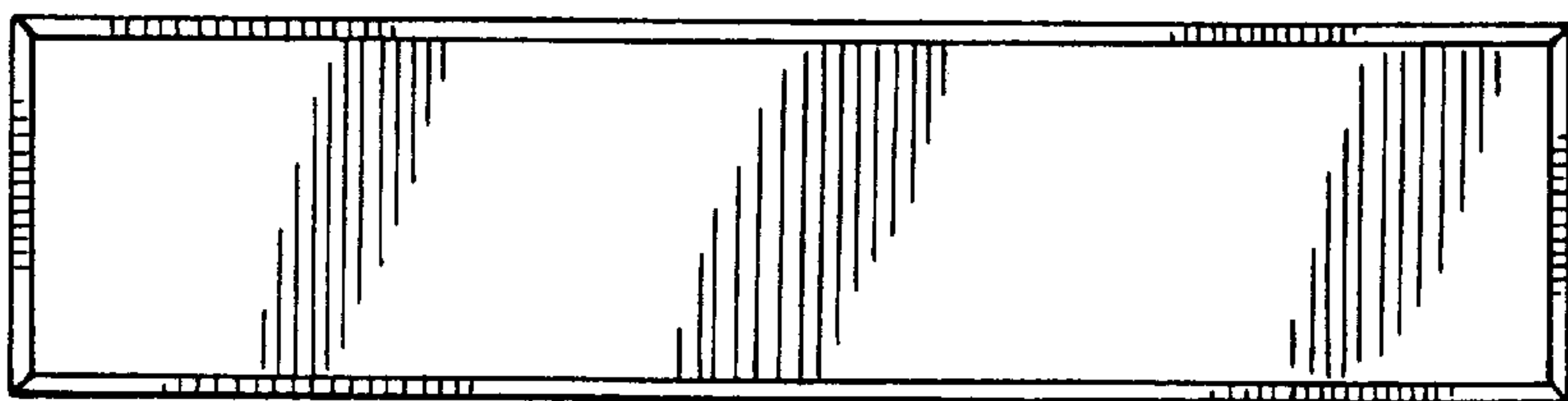


FIG. 7

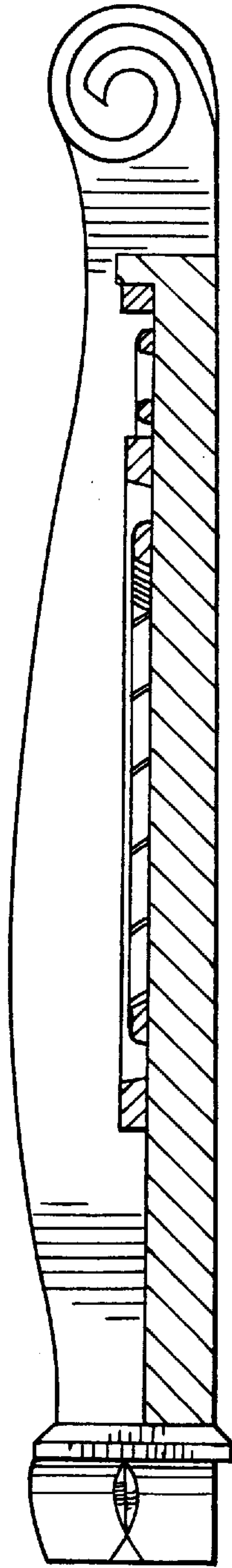


FIG. 8