



US00D399360S

United States Patent [19]

[11] Patent Number: Des. 399,360

Natuzzi et al.

[45] Date of Patent: **Oct. 13, 1998

[54] SEAT

[75] Inventors: **Pasquale Natuzzi**, Santeramo In Colle;
Domenico Abbruzzese, Gioia del Colle,
both of Italy

[73] Assignee: **Industrie Natuzzi, Spa**, Santeramo,
Italy

[**] Term: **14 Years**

[21] Appl. No.: **76,646**

[22] Filed: **Sep. 15, 1997**

[51] **LOC (6) Cl.** **06-01**

[52] **U.S. Cl.** **D6/381; D6/334**

[58] **Field of Search** D6/334, 335, 364,
D6/371, 373, 381, 500, 501, 502; 297/232,
445.1

[56] References Cited

U.S. PATENT DOCUMENTS

D. 353,061	12/1994	Natuzzi et al.	D6/381
D. 353,948	1/1995	Lowman	D6/381
D. 367,180	2/1996	Natuzzi et al.	D6/381
D. 373,484	9/1996	Natuzzi et al.	D6/381
D. 383,619	9/1997	Culler	D6/381
D. 388,631	1/1998	Natuzzi et al.	D6/381
D. 388,970	1/1998	Natuzzi et al.	D6/381

OTHER PUBLICATIONS

Natuzzi Model 604/605, Oct. 1987, at International Home Furnishings Market in High Point, North Carolina.
 Natuzzi Model 764, Apr. 1990, at International Home Furnishings Market in High Point, North Carolina.
 Natuzzi Model 821, Apr. 1991, at International Home Furnishings Market in High Point, North Carolina.
 Natuzzi Model 848, Apr. 1991, at International Home Furnishings Market in High Point, North Carolina.
 Natuzzi Model 878, Oct. 1991, at International Home Furnishings Market in High Point, North Carolina.
 Natuzzi Model 907, Apr. 1992, at International Home Furnishings Market in High Point, North Carolina.
 Natuzzi Model 1039, Apr. 1993, at International Home Furnishings Market in High Point, North Carolina.

Natuzzi Model 1081, Sep. 1993, at International Home Furnishings Market in High Point, North Carolina.
 Natuzzi Model 1093, Sep. 1993, at International Home Furnishings Market in High Point, North Carolina.
 Natuzzi Model 1096, Sep. 1993, at International Home Furnishings Market in High Point, North Carolina.
 Natuzzi Model 1114, Oct. 1993, at International Home Furnishings Market in High Point, North Carolina.
 Natuzzi Model 1117, Jan. 1994, at International Home Furnishings Market in High Point, North Carolina.
 Natuzzi Model 1132, Jan. 1994, at International Home Furnishings Market in High Point, North Carolina.
 Natuzzi Model 1142, Apr. 1994, at International Home Furnishings Market in High Point, North Carolina.
 Natuzzi Model 1157, Apr. 1994, at International Home Furnishings Market in High Point, North Carolina.
 Natuzzi Model 1183, Apr. 1994, at International Home Furnishings Market in High Point, North Carolina.
 Natuzzi Model 1190, Apr. 1994, at International Home Furnishings Market in High Point, North Carolina.
 Natuzzi Model 1276, Mar. 1995, at International Home Furnishings Market in High Point, North Carolina.
 Natuzzi Model 1293, Mar. 1995, at International Home Furnishings Market in High Point, North Carolina.
 Natuzzi Model 1346, (photograph and line drawings) Sep. 1995, at International Home Furnishings Market in High Point, North Carolina.
 Natuzzi Model 1349, Sep. 1995, at International Home Furnishings Market in High Point, North Carolina.
 Natuzzi Model 1433, Mar. 1996, at International Home Furnishings Market in High Point, North Carolina.
 Natuzzi Model 1436, Mar. 1996, at International Home Furnishings Market in High Point, North Carolina.
 Natuzzi Model 1450, Mar. 1996, at International Home Furnishings Market in High Point, North Carolina.

Primary Examiner—Gary D. Watson
Attorney, Agent, or Firm—Bell Seltzer Intellectual Property Law Group of Alston & Bird LLP

[57] CLAIM

The ornamental design for a seat, as shown and described.

DESCRIPTION

FIG. 1 is a front perspective view of a seat showing our new design in the form of a sofa;




FIG. 2 is a front elevational view thereof;

FIG. 3 is a top plan view thereof;

FIG. 4 is a right side elevational view, the left side being a mirror image thereof;

FIG. 5 is a rear perspective view thereof;

FIG. 6 is a front elevational view of a seat showing our new design in the form of a loveseat; and,

FIG. 7 is a front elevational view of a seat showing our new design in the form of a chair.

The broken lines shown herein are for illustrative purposes only and form no part of the claimed design.

The rear views of FIGS. 6 and 7 are like FIG. 5, the difference being a matter of length.

The end views of FIGS. 6 and 7 are like FIG. 4.

FIGS. 2 through 7 have been shown on a reduced scale.

1 Claim, 3 Drawing Sheets




FIG. 1.




FIG. 2.




FIG. 3.




FIG. 4.

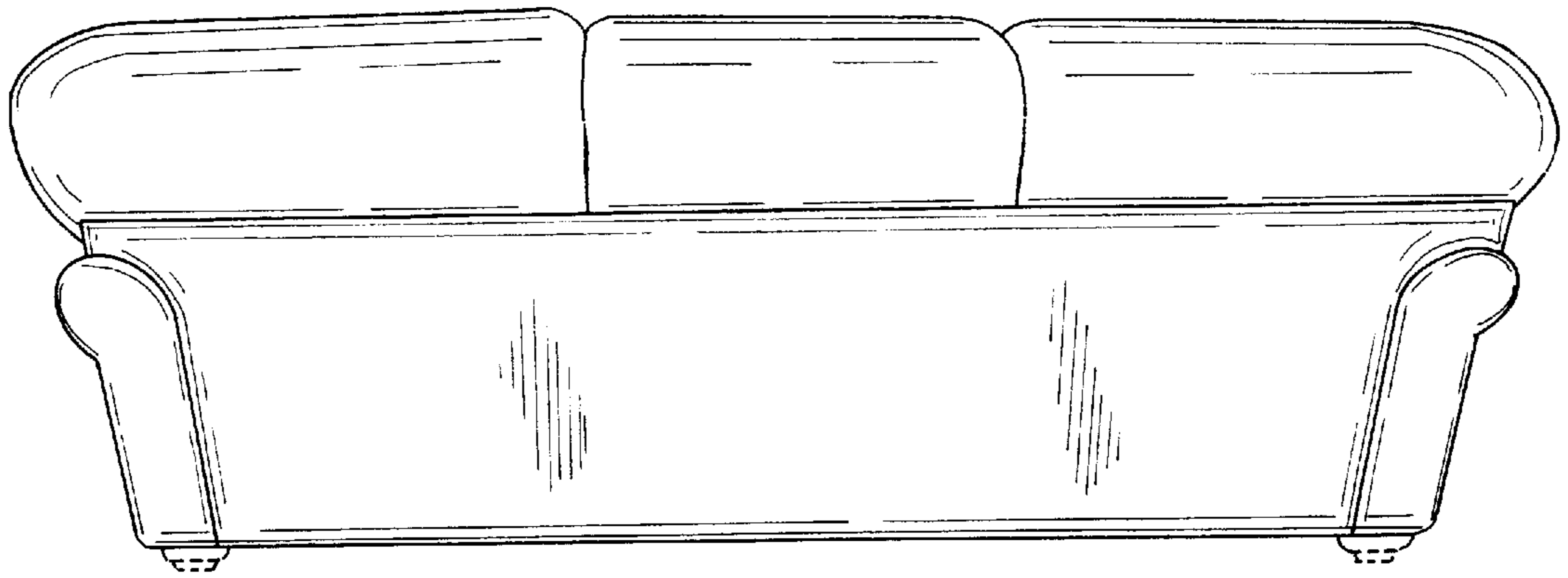


FIG. 5.




FIG. 6.




FIG. 7.