



US00D399345S

**United States Patent** [19]  
**Koh**

[11] **Patent Number: Des. 399,345**  
[45] **Date of Patent: \*\*Oct. 13, 1998**

[54] **SPORT SHOE SOLE**

[75] Inventor: **Kanae H. Koh**, Venice, Calif.

[73] Assignee: **Nine West Group, Inc.**, White Plains, N.Y.

[\*\*] Term: **14 Years**

[21] Appl. No.: **69,049**

[22] Filed: **Mar. 18, 1997**

[51] **LOC (6) Cl.** ..... **02-04**

[52] **U.S. Cl.** ..... **D2/960**

[58] **Field of Search** ..... D2/947-960; 36/25 R,  
36/29, 30 R, 32 R, 32 A, 59 C, 59 B, 127,  
128, 129, 124, 114

[56] **References Cited**

**U.S. PATENT DOCUMENTS**

D. 136,381	9/1943	Ghez et al. ....	D2/960
D. 251,817	5/1979	Inohara .	
D. 257,185	10/1980	Famolare, Jr. .	
D. 276,190	11/1984	Hess .....	D2/908
D. 291,143	8/1987	Selbiger et al. ....	D2/969
D. 297,981	10/1988	Gerber et al. .	
D. 301,392	6/1989	Le .	
D. 301,934	7/1989	Simonin .	
D. 303,039	8/1989	Kelley et al. .	
D. 308,904	7/1990	Diaz et al. .	
D. 330,799	11/1992	Hatfield .	
D. 341,709	11/1993	Hatfield et al. .	
D. 347,105	5/1994	Johnson .....	D2/952
D. 353,935	1/1995	Pollack .....	D2/902

D. 356,663	3/1995	Ueda .....	D2/902
D. 356,884	4/1995	Ho .....	D2/902
D. 357,571	4/1995	Mitsui .....	D2/908
D. 366,952	2/1996	Pyle .....	D2/908
D. 367,162	2/1996	Shea .....	D2/908
D. 367,554	3/1996	James .....	D2/912
D. 377,109	1/1997	Manfredi .....	D2/957
2,370,303	2/1945	Ghez et al. ....	36/59 B
4,550,510	11/1985	Stubblefield .....	36/32 R
4,557,059	12/1985	Misevich et al. ....	36/32 R
4,616,432	10/1986	Bunch et al. ....	36/50.1
5,216,824	6/1993	Blissett et al. ....	36/25 R
5,513,449	5/1996	Gramola .....	36/114

*Primary Examiner*—Doris V. Coles  
*Attorney, Agent, or Firm*—Senniger, Powers, Leavitt & Roedel

[57] **CLAIM**

The ornamental design for a sport shoe sole, as shown and described.

**DESCRIPTION**

FIG. 1 is a right side elevation of a sport shoe sole of the present invention;  
FIG. 2 is a left side elevation of the sole; and,  
FIG. 3 is a bottom plan of the sole;  
FIG. 4 is a front elevation of the sole; and,  
FIG. 5 is a rear elevation of the sole.  
The broken line showing of a shoe upper in FIGS. 1-5 is for illustrative purposes only and forms no part of the claimed design.

**1 Claim, 4 Drawing Sheets**

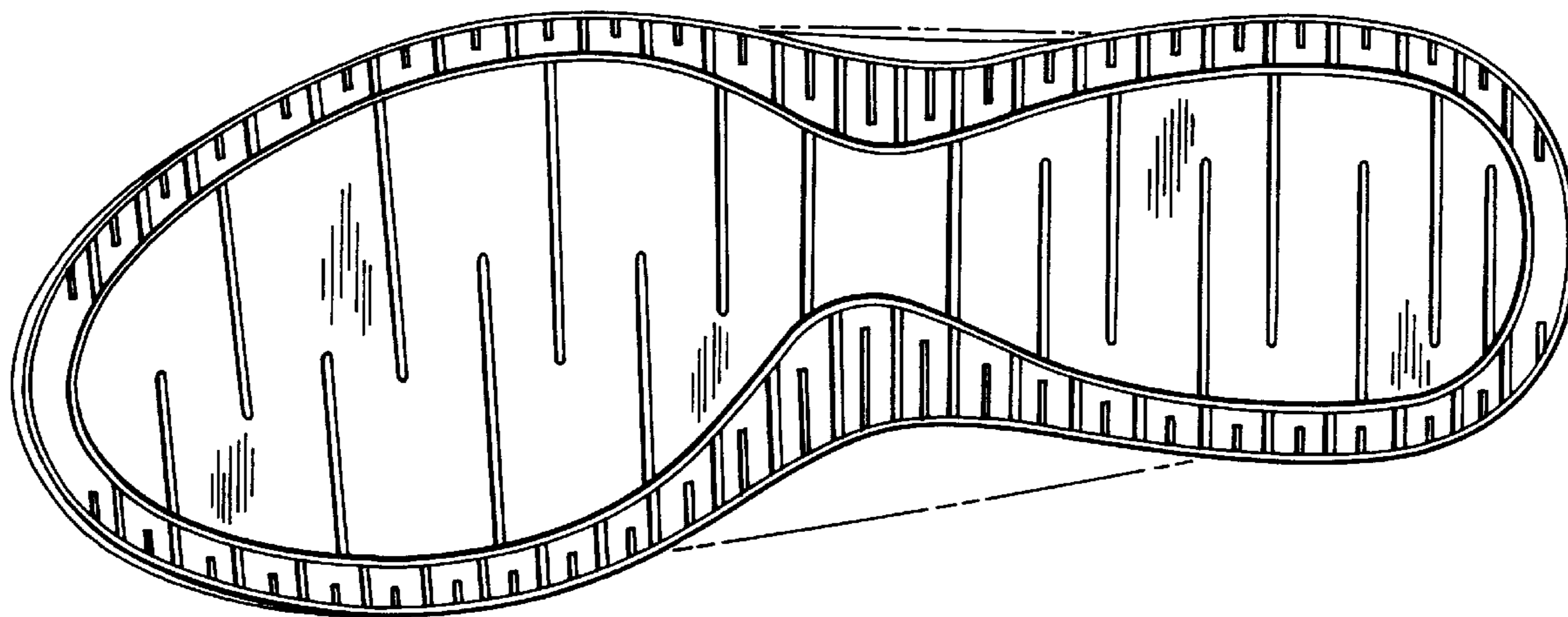


FIG. 1

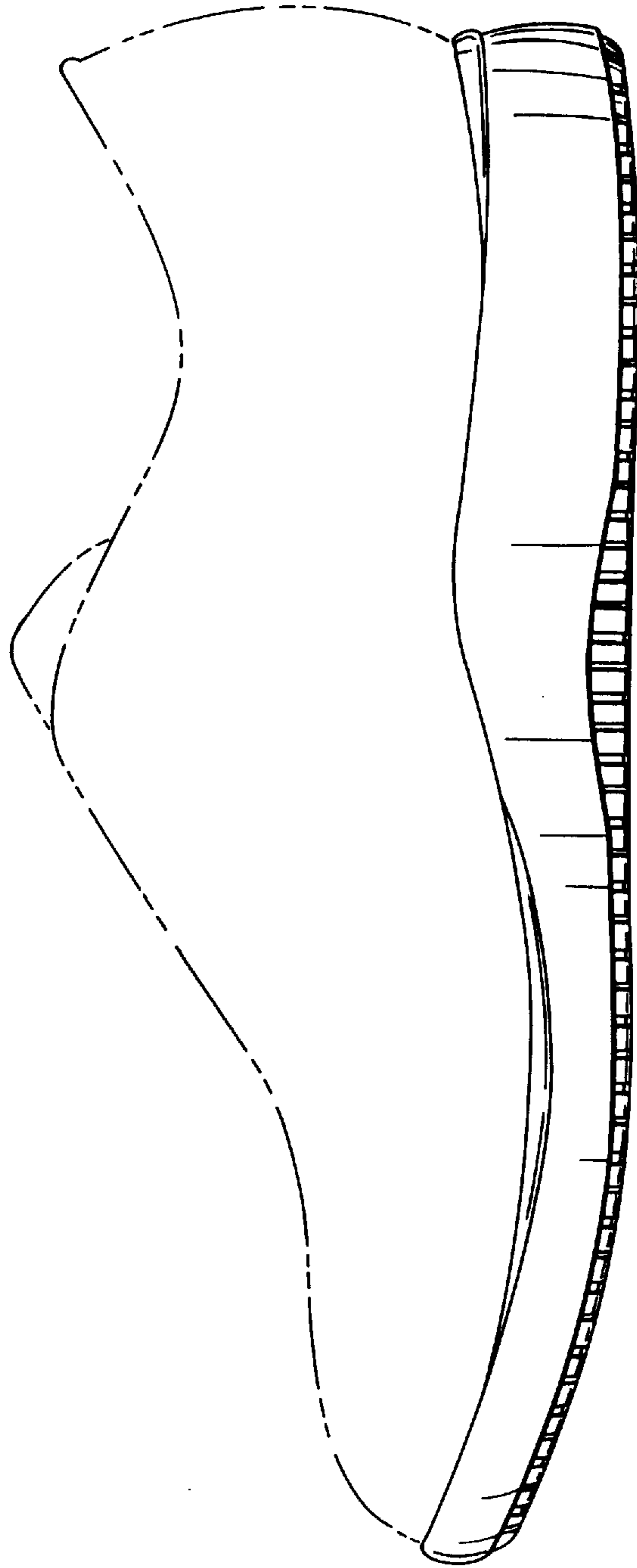


FIG. 2

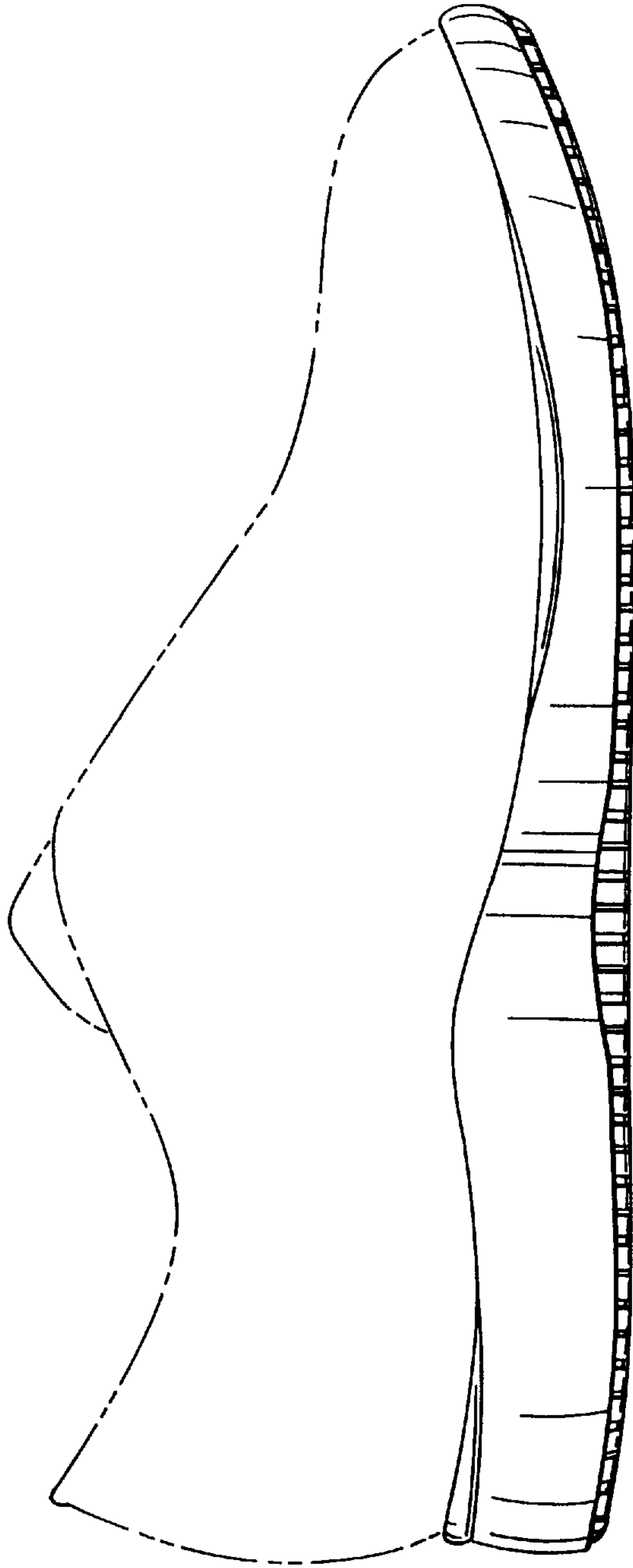


FIG. 3

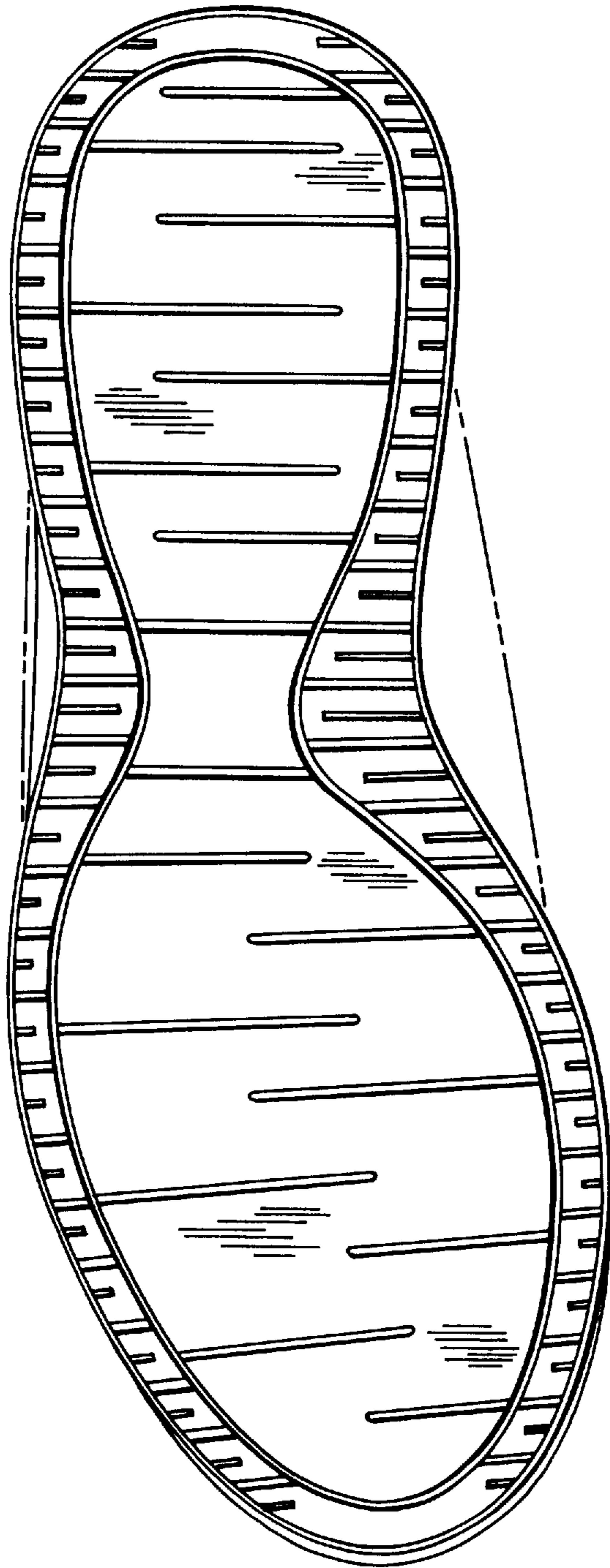


FIG. 4

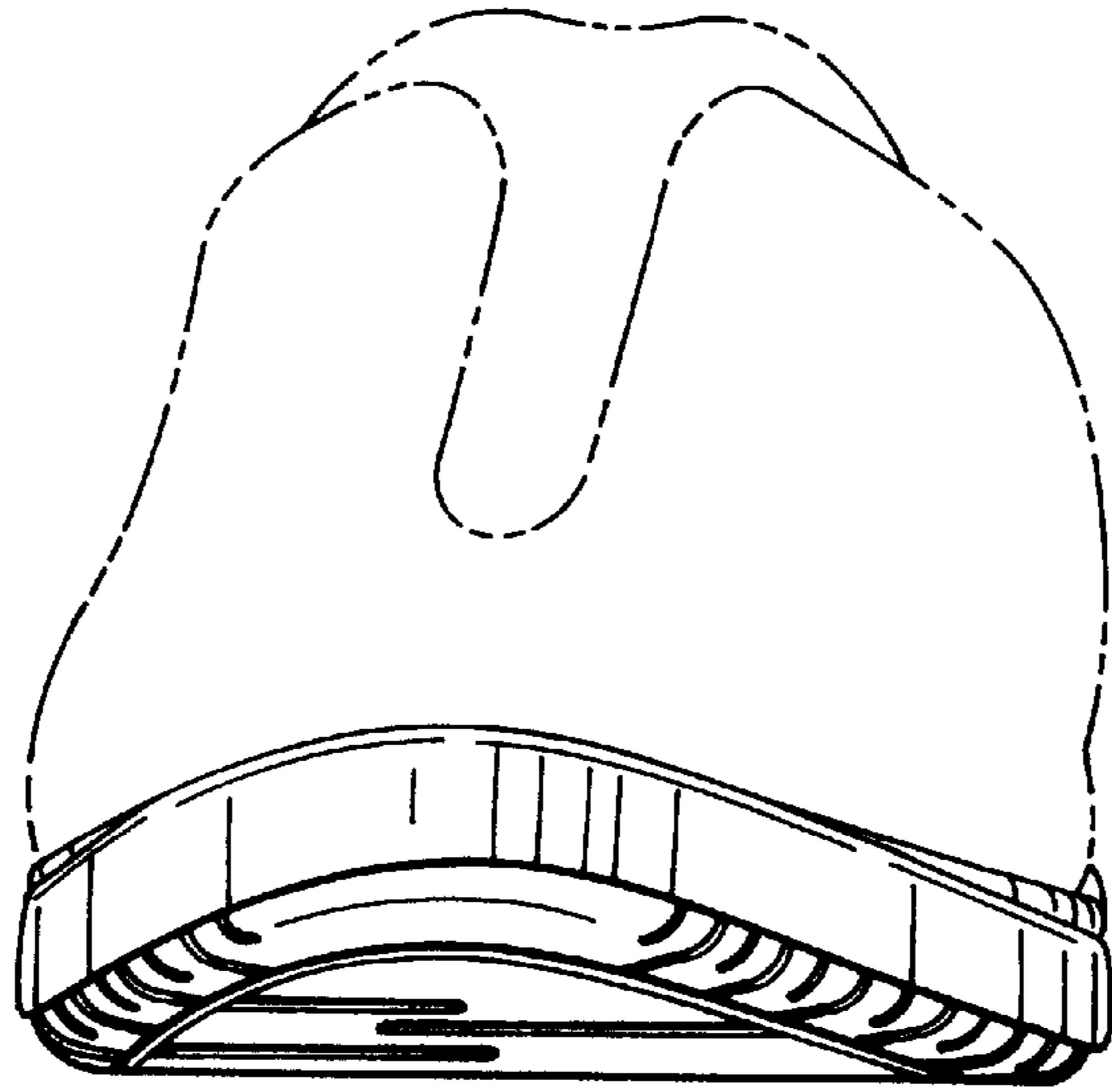


FIG. 5

