



US00D399344S

United States Patent [19] Ricci

[11] **Patent Number: Des. 399,344**

[45] **Date of Patent: **Oct. 13, 1998**

[54] **KEY RING**

| | | | | |
|------------|--------|----------|-------|--------|
| D. 100,571 | 7/1936 | Lowney | | D3/207 |
| D. 265,778 | 8/1982 | Brentint | | D3/207 |
| 629,213 | 7/1899 | Sheets | | 70/459 |

[75] Inventor: **Stefano Ricci**, Rome, Italy

[73] Assignee: **Asprey (Bond Street) Limited**, United Kingdom

Primary Examiner—Ralf Seifert
Attorney, Agent, or Firm—Stephen T. Falk, Esq.

[**] Term: **14 Years**

[57] **CLAIM**

[21] Appl. No.: **67,227**

The ornamental design for a key ring, as shown and described.

[22] Filed: **Feb. 27, 1997**

DESCRIPTION

[30] **Foreign Application Priority Data**

Jan. 7, 1997 [GB] United Kingdom 2058823

FIG. 1 is a front perspective view of the key ring;
FIG. 2 is a rear perspective view thereof;
FIG. 3 is a left side view thereof;
FIG. 4 is a right side view thereof;
FIG. 5 is a top perspective view thereof;
FIG. 6 is a bottom perspective view thereof;
FIG. 7 is a longitudinal cross sectional view thereof along axis 7 as shown in FIG. 1; and,
FIG. 8 is a latitudinal cross sectional view thereof along axis 8 as shown in FIG. 1.

[51] **LOC (6) Cl.** **03-01**

[52] **U.S. Cl.** **D3/207**

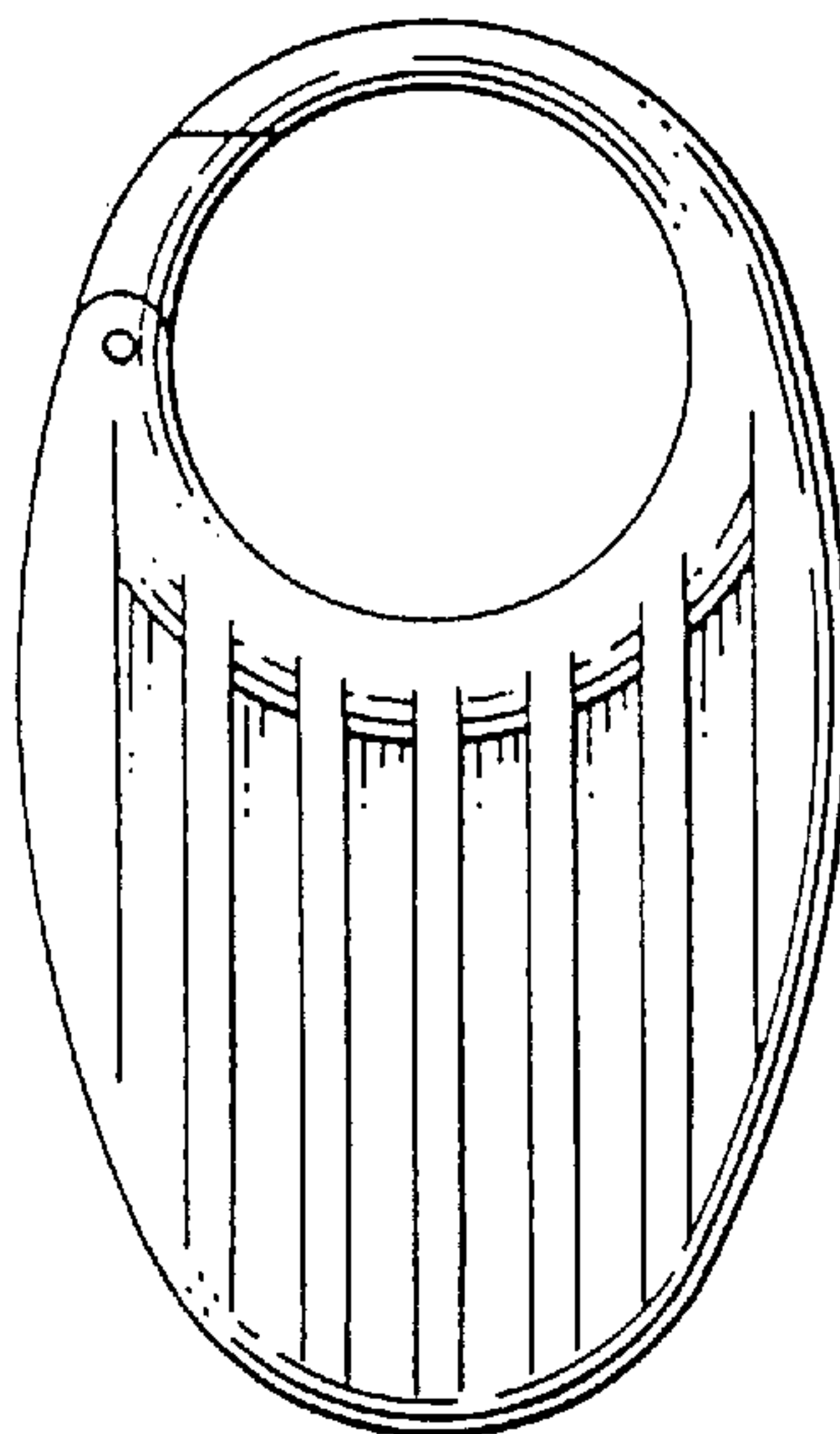
[58] **Field of Search** D3/207-211; 70/456, 70/459

[56] **References Cited**

U.S. PATENT DOCUMENTS

D. 57,928 5/1921 Payne D3/207

1 Claim, 2 Drawing Sheets



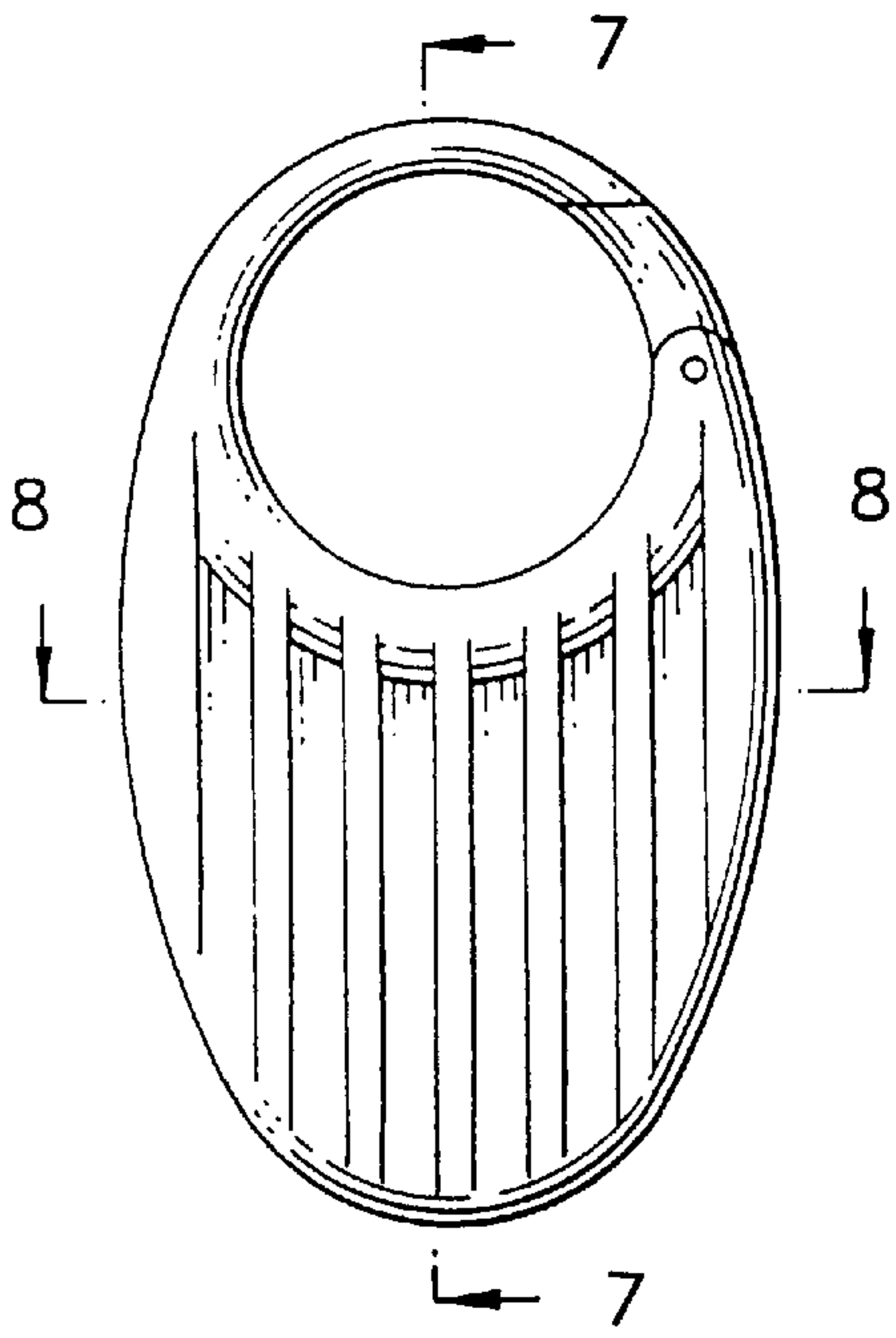


FIG. 1

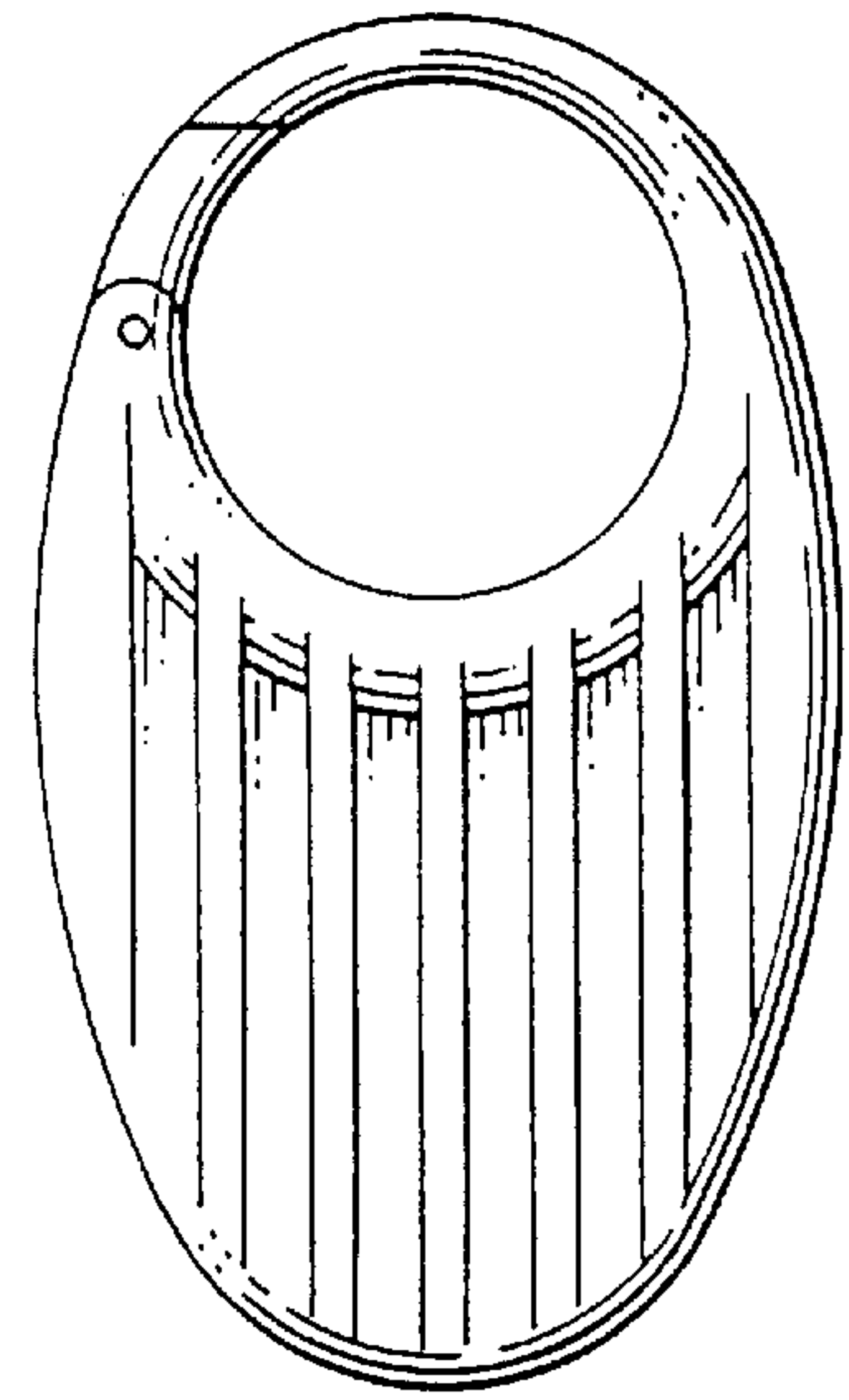


FIG. 2



FIG. 3



FIG. 4




FIG. 5



FIG. 6



FIG. 7



FIG. 8