



US00D399334S

United States Patent [19] Lo

[11] **Patent Number: Des. 399,334**

[45] **Date of Patent: **Oct. 6, 1998**

[54] **FLOOR LAMP**

OTHER PUBLICATIONS

[75] Inventor: **David Lo**, Taipei Hsieh, Taiwan
[73] Assignee: **Holmes Products Corp.**, Milford, Mass.
[**] Term: **14 Years**

Home Lighting and Accessories, p. 72, Gramercy Combo Floor Lamp, Feb. 1995.
Home Lighting and Accessories, p. 72, Gramercy combo floor lamp, Feb. 1995.

Primary Examiner—Susan J. Lucas
Attorney, Agent, or Firm—Hoffmann & Baron, LLP

[21] Appl. No.: **57,973**
[22] Filed: **Aug. 5, 1996**

[57] **CLAIM**

The ornamental design for a floor lamp, as shown and described.

[51] **LOC (6) Cl.** **26-05**
[52] **U.S. Cl.** **D26/102; D26/62**
[58] **Field of Search** D26/60-66, 93,
D26/102-112; 362/410-414, 269, 275,
287, 418, 419, 427

DESCRIPTION

FIG. 1 is a top and left side perspective view of a floor lamp showing my new design;
FIG. 2 is a left side elevation view thereof;
FIG. 3 is a front elevation view thereof;
FIG. 4 is a right side elevation view thereof;
FIG. 5 is a rear elevation view thereof; and,
FIG. 6 is a top plan view thereof.

[56] **References Cited**

U.S. PATENT DOCUMENTS

D. 82,228 10/1930 Stone D26/102
D. 370,549 6/1996 Huang .
5,620,247 4/1997 Swanson .

1 Claim, 3 Drawing Sheets

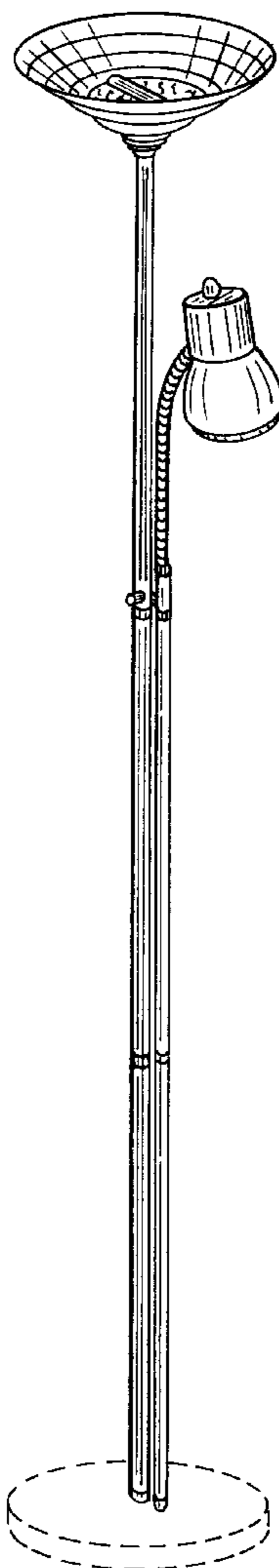


FIG. 1

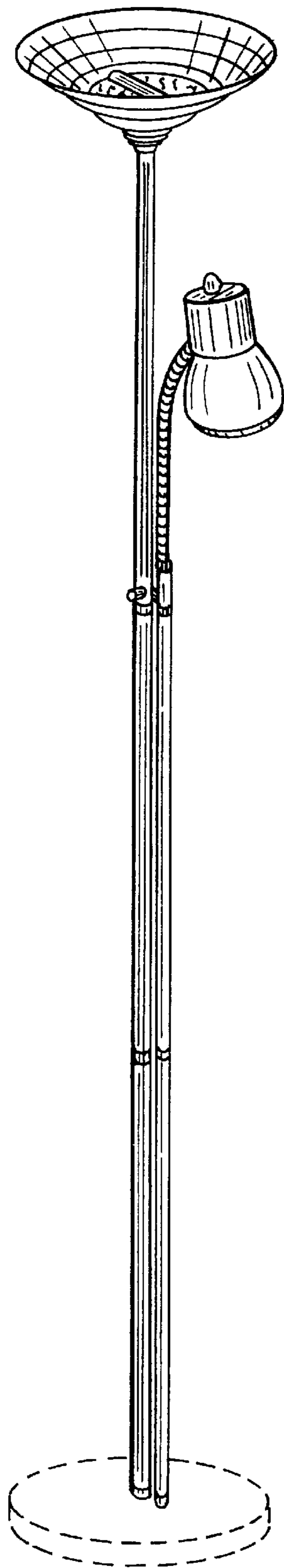
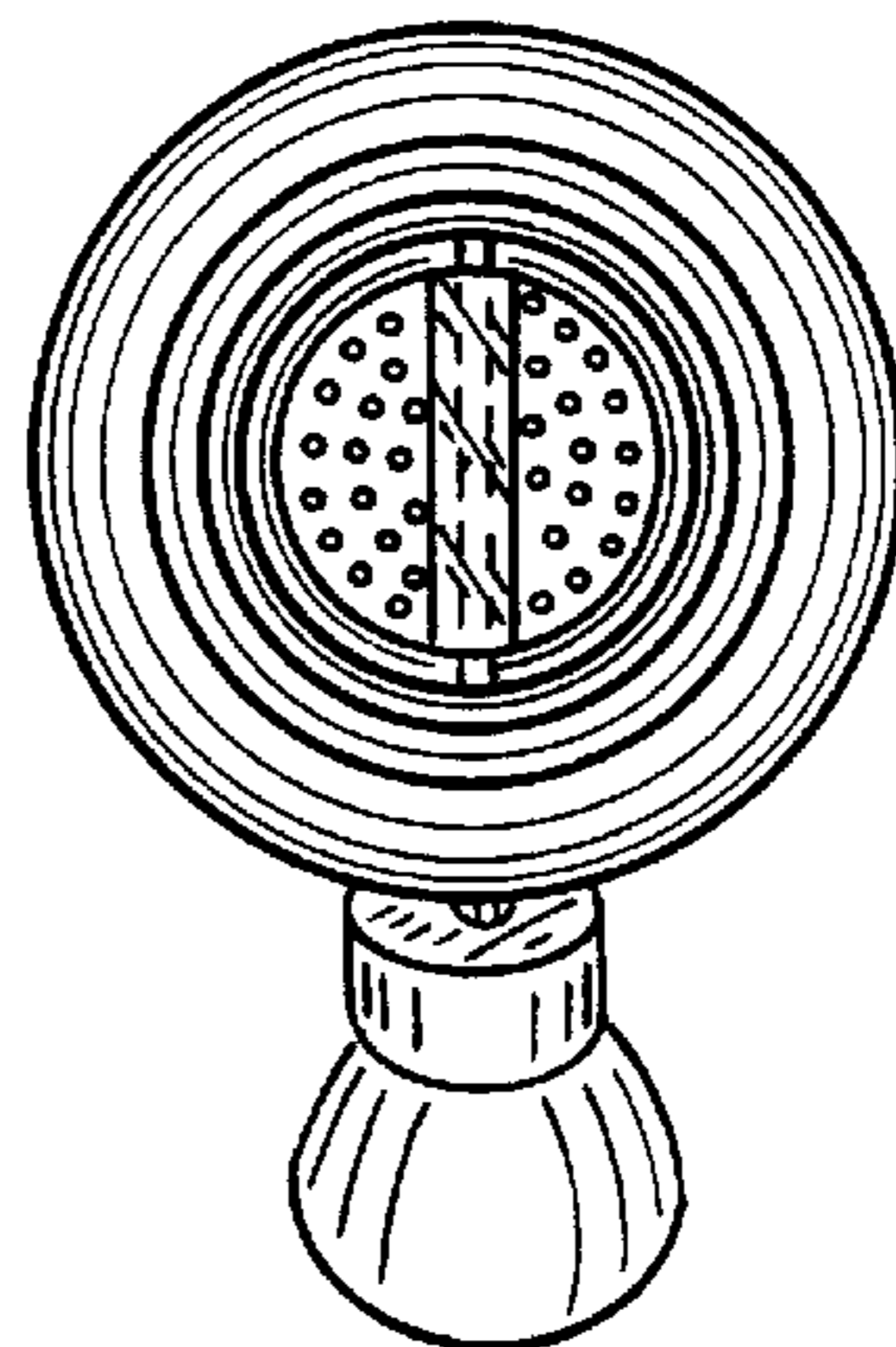


FIG. 6



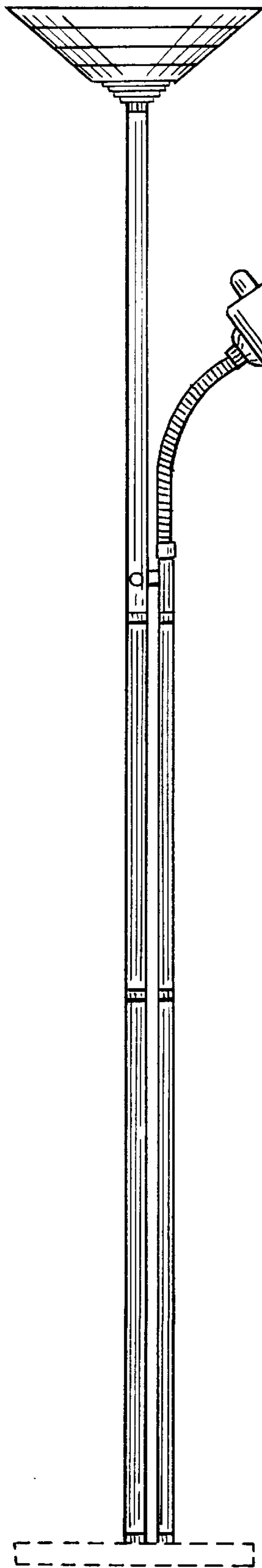


FIG. 2

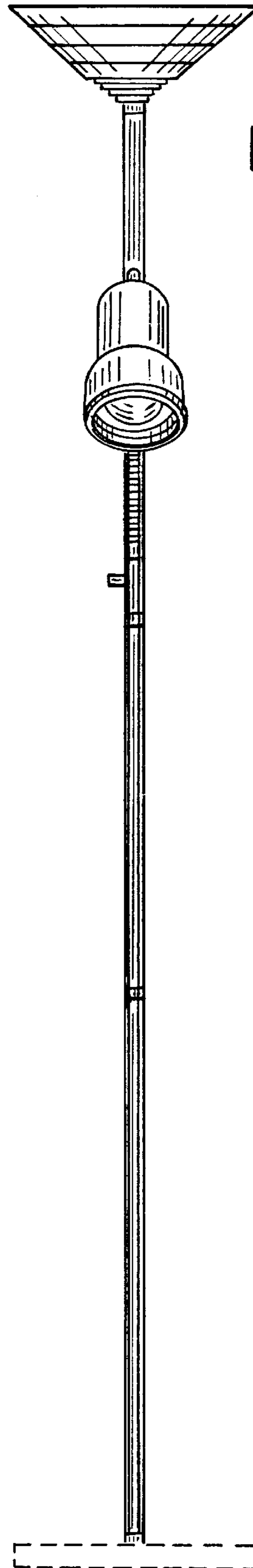


FIG. 3

