



US00D399331S

# United States Patent [19]

Greene et al.

[11] Patent Number: Des. 399,331

[45] Date of Patent: \*\*Oct. 6, 1998

[54] HIGH INTENSITY LIGHT FIXTURE

[75] Inventors: **Ann P. Greene**, Cranford; **Thomas Russello**, Freehold, both of N.J.

[73] Assignee: **The Genlyte Group Incorporated**, Union, N.J.

[\*\*] Term: **14 Years**

[21] Appl. No.: **77,240**

[22] Filed: **Sep. 30, 1997**

[51] LOC (6) Cl. .... **26-05**

[52] U.S. Cl. .... **D26/88**

[58] Field of Search ..... D26/72, 80-92;  
362/147, 404-408, 310, 311

[56] **References Cited**

**U.S. PATENT DOCUMENTS**

D. 222,103	9/1971	Anderson	.....	D26/85
D. 315,612	3/1991	Hughes et al.	.....	D26/85
D. 321,408	11/1991	Hughes et al.	.....	D26/85
D. 343,245	1/1994	Fouke et al.	.....	D26/88
D. 343,250	1/1994	Fouke et al.	.....	D26/88
D. 343,251	1/1994	Fouke et al.	.....	D26/88
D. 344,606	2/1994	Fouke et al.	.....	D26/88
D. 345,432	3/1994	Gruber et al.	.....	D26/88
D. 345,433	3/1994	Gruber et al.	.....	D26/88
D. 345,434	3/1994	Gruber et al.	.....	D26/88

D. 347,486	5/1994	Gruber et al.	.....	D26/85
D. 354,580	1/1995	Fouke et al.	.....	D26/88
2,132,784	10/1938	Guth	.....	362/405
4,858,091	8/1989	Fouke	.	
5,174,648	12/1992	Clary et al.	.....	362/405 X
5,416,684	5/1995	Pearce	.....	362/310 X

*Primary Examiner*—Susan J. Lucas  
*Attorney, Agent, or Firm*—Kane, Dalsimer, Sullivan, Kurucz, Levy, Eisele and Richard, LLP

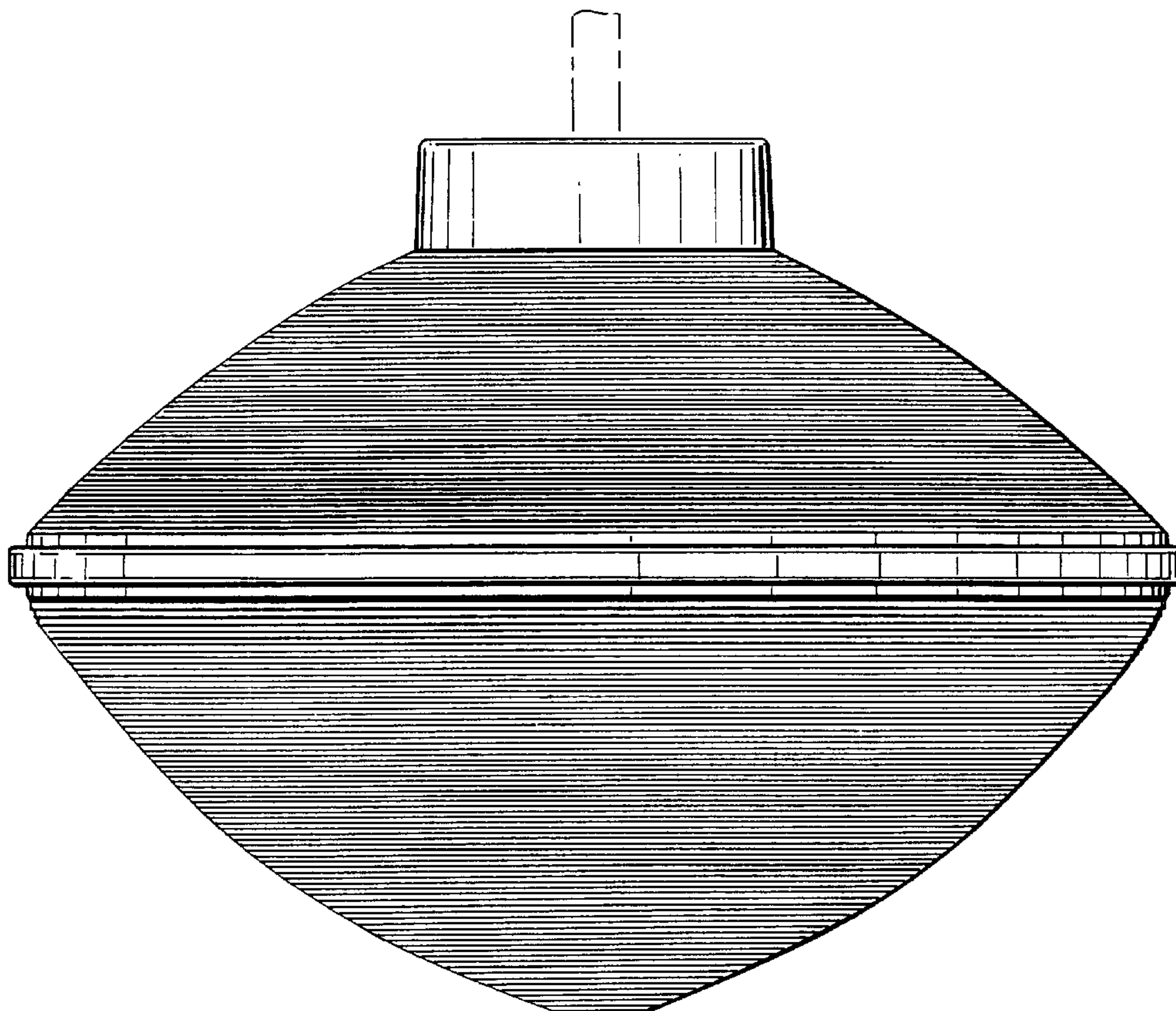
[57] **CLAIM**

The ornamental design for a high intensity light fixture, as shown and described.

**DESCRIPTION**

FIG. 1 is a front elevational view of a high intensity light fixture embodying our design;  
FIG. 2 is a top plan view thereof;  
FIG. 3 is a bottom plan view thereof;  
FIG. 4 is a top, front perspective view thereof;  
FIG. 5 is a fragmentary perspective view of a portion of the fixture extending upwardly from the center band; and,  
FIG. 6 is a fragmentary perspective view of a portion of the fixture extending downwardly from the center band.  
The broken lines are shown for illustrative purposes and form no part of the claimed design. FIGS. 5 and 6 are fragmentarily shown for purposes of disclosure.

**1 Claim, 4 Drawing Sheets**



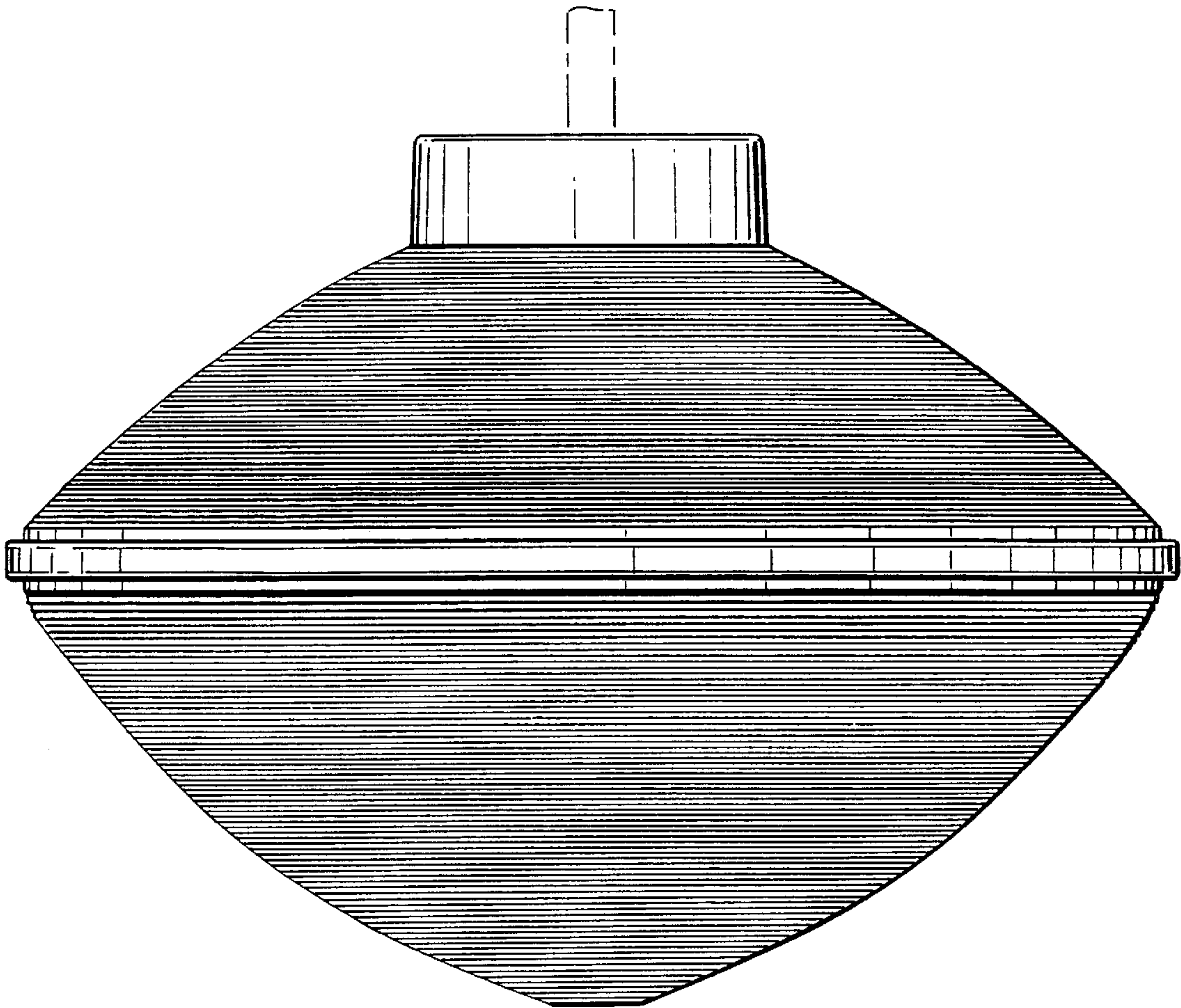


FIG. 1



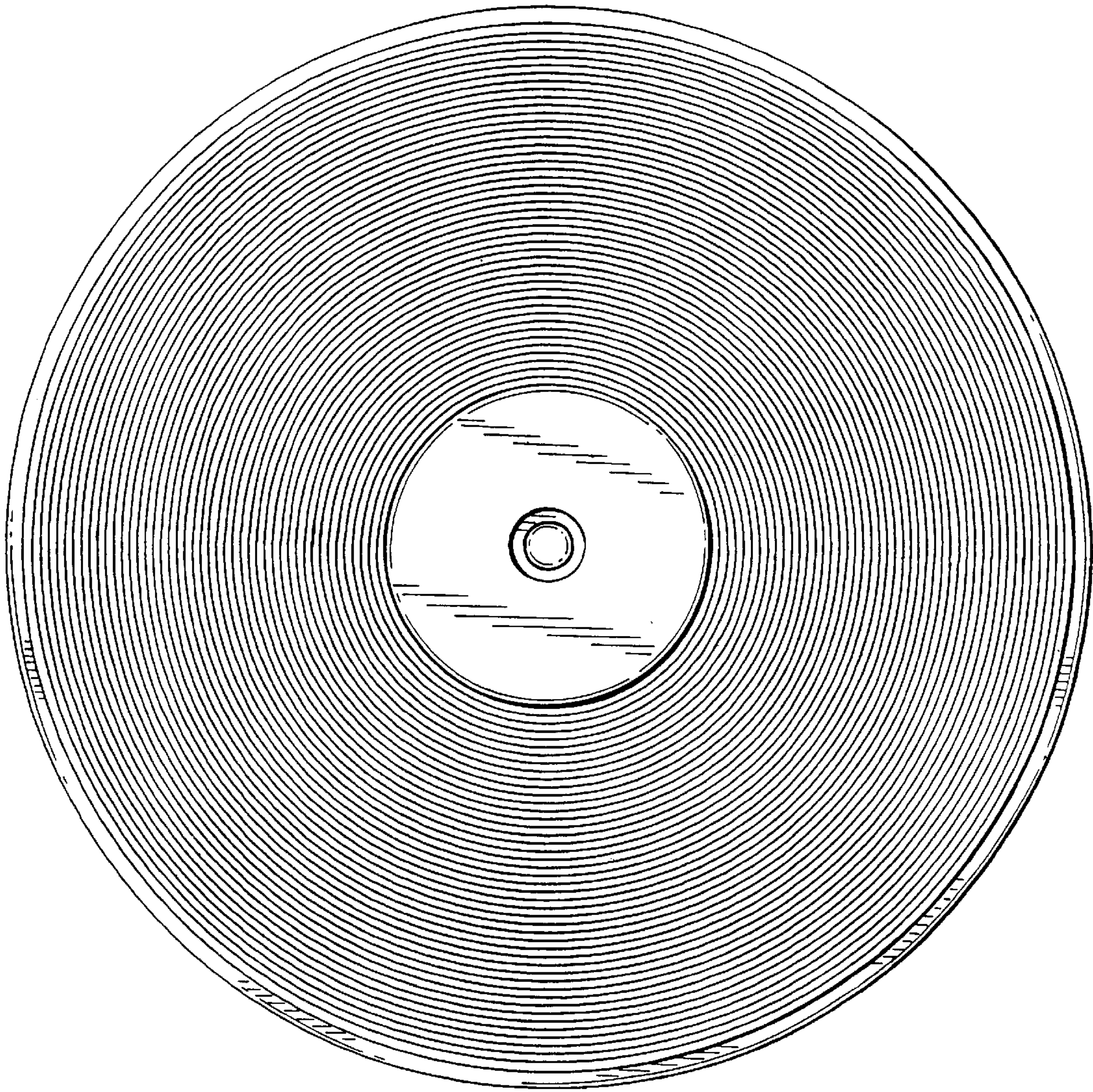


FIG. 2






FIG. 3

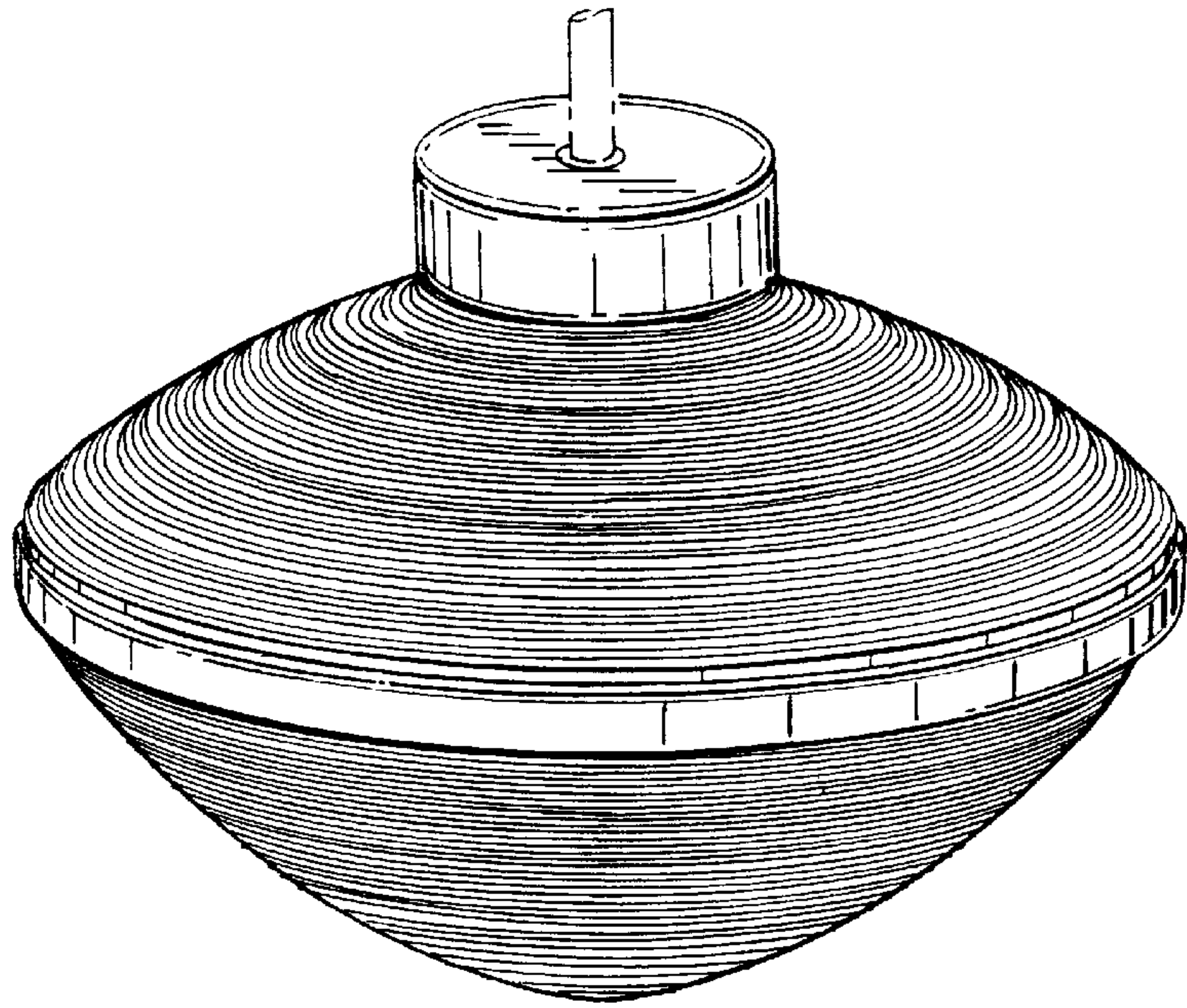


FIG. 4

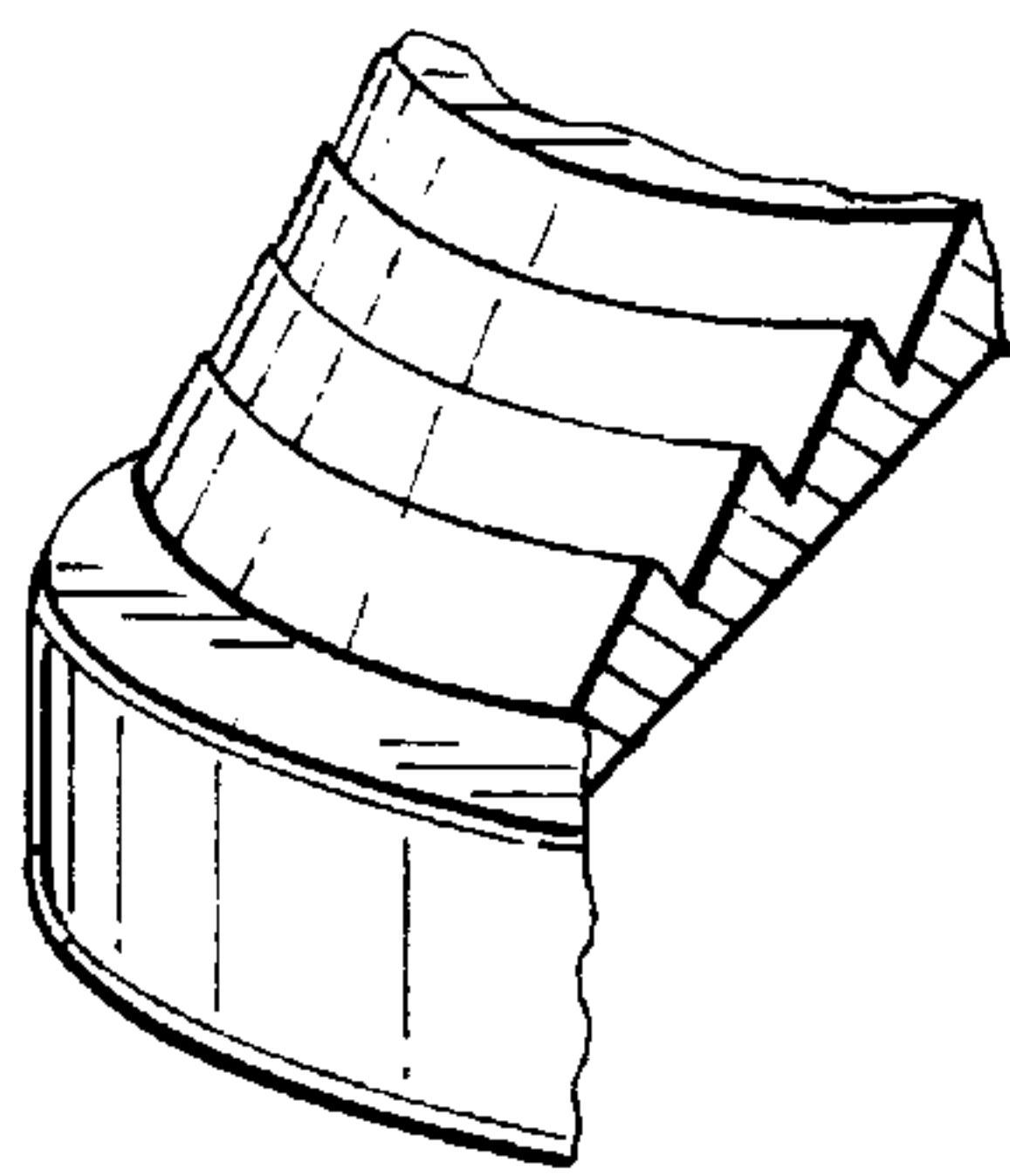


FIG. 5

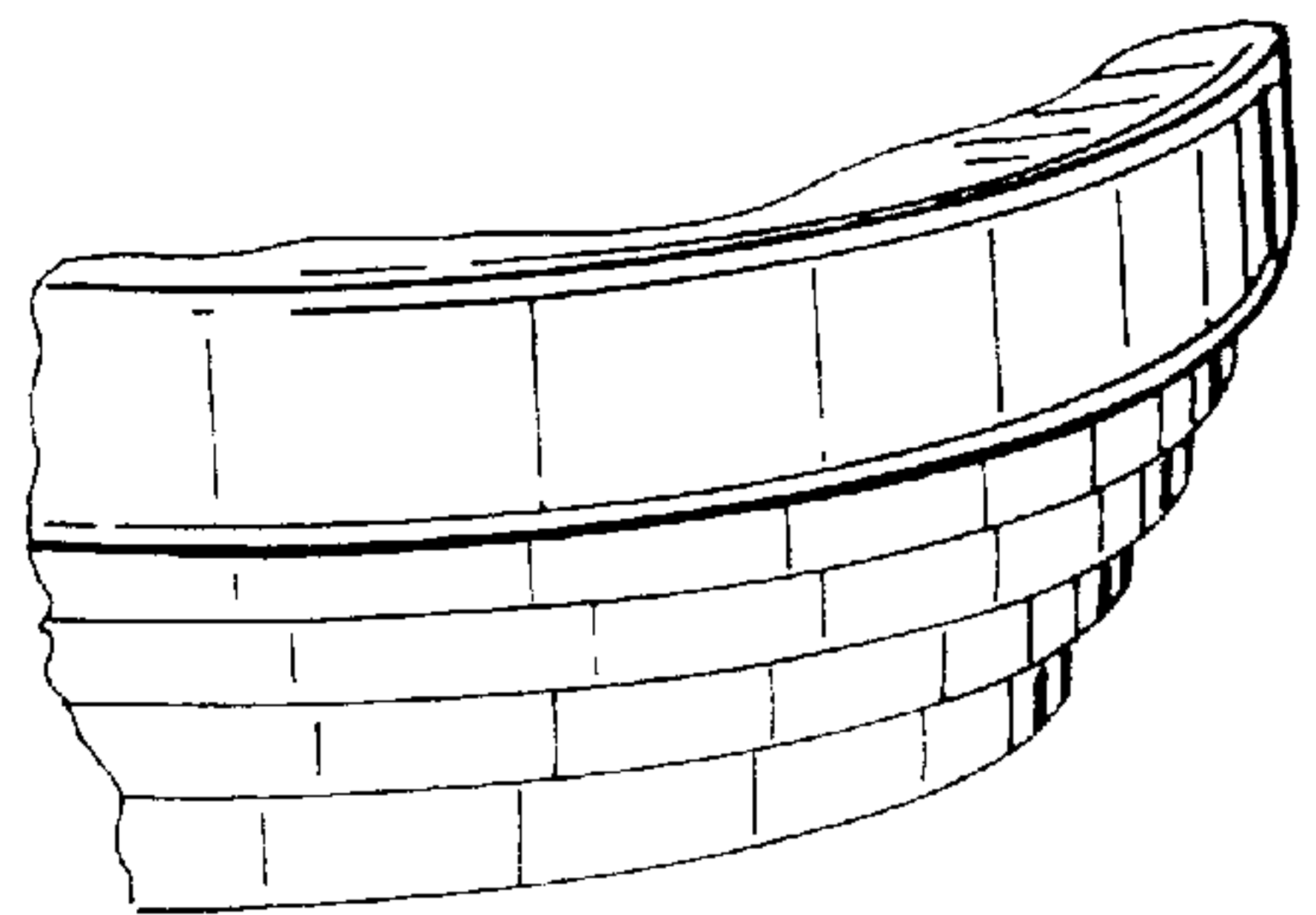


FIG. 6