



US00D399324S

# United States Patent [19]

[11] **Patent Number: Des. 399,324**

**Tazbaz**

[45] **Date of Patent: \*\*Oct. 6, 1998**

[54] **LOUVERED PANEL WITH SWING OUT PANEL**

[57] **CLAIM**

[76] Inventor: **Andrée Tazbaz**, 420 Hillside Blvd., San Mateo, Calif. 94403

The ornamental design for a louvered panel with swing out panel, as shown and described.

[\*\*] Term: **14 Years**

### DESCRIPTION

[21] Appl. No.: **69,649**

FIG. 1 is a front perspective view of a louvered panel with swing out panel;

[22] Filed: **Mar. 28, 1997**

FIG. 2 is a front perspective view with the swing out panel in open position;

[51] **LOC (6) Cl. .... 25-02**

FIG. 3 is a front elevation view of the louvered panel with swing out panel shown in FIG. 1;

[52] **U.S. Cl. .... D25/47**

FIG. 4 is a top elevation view of the louvered panel with swing out panel shown in FIG. 1;

[58] **Field of Search ..... D25/47; 49/73.1, 49/80.1, 81.1, 90.1, 92.1; 52/473**

FIG. 5 is a right side elevation view of the louvered panel with swing out panel shown in FIG. 1;

### [56] **References Cited**

#### U.S. PATENT DOCUMENTS

652,558	6/1900	Hickok	.....	D25/47
871,044	11/1907	Pearson	.....	52/473
3,461,629	8/1969	Smith	.....	D25/47
5,060,442	10/1991	Chubb	.....	52/473

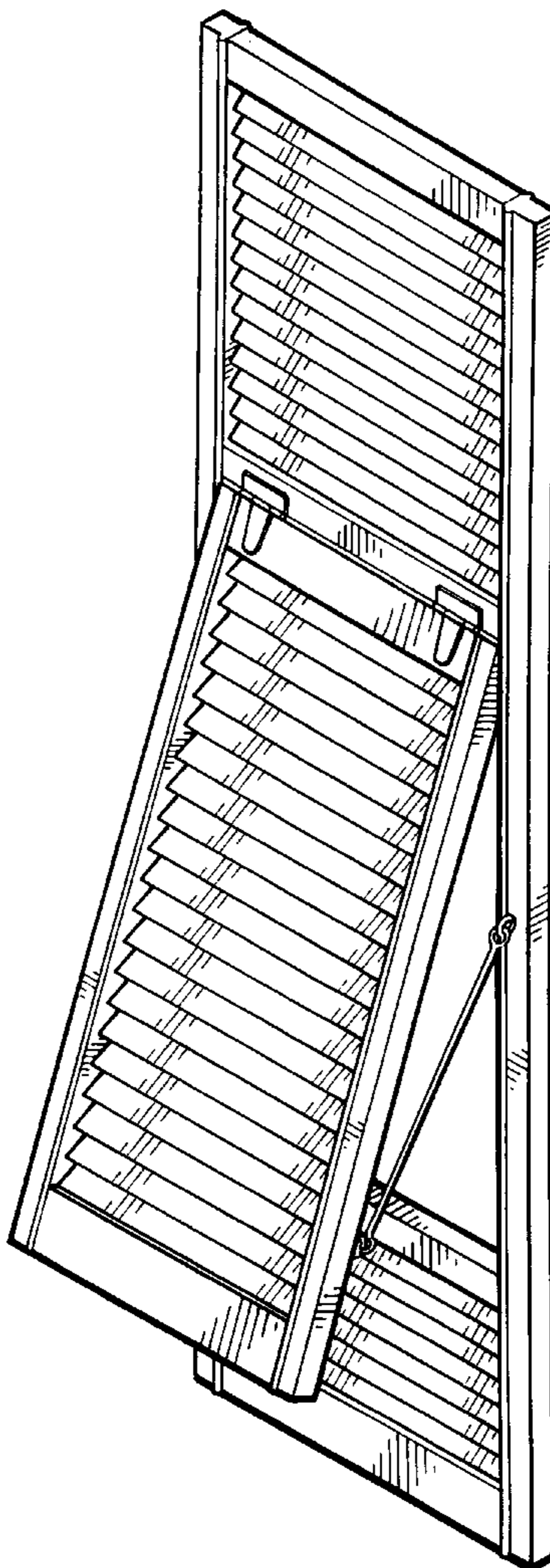
FIG. 6 is a back elevation view of the louvered panel with swing out panel shown in FIG. 1;

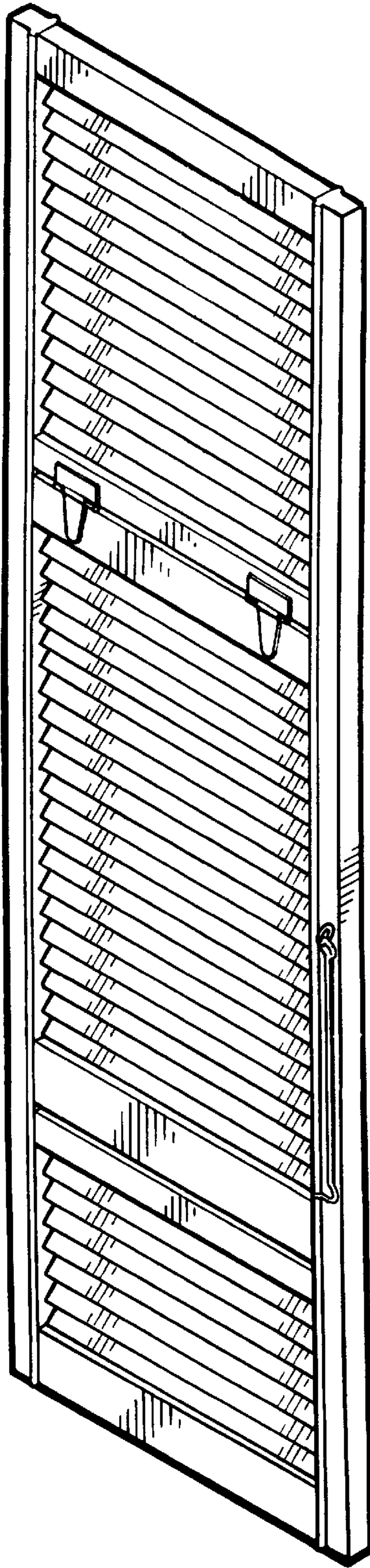
FIG. 7 is a bottom elevation view of the louvered panel with swing out panel shown in FIG. 1; and,

FIG. 8 is a left side elevation view of the louvered panel with swing out panel shown in FIG. 1.

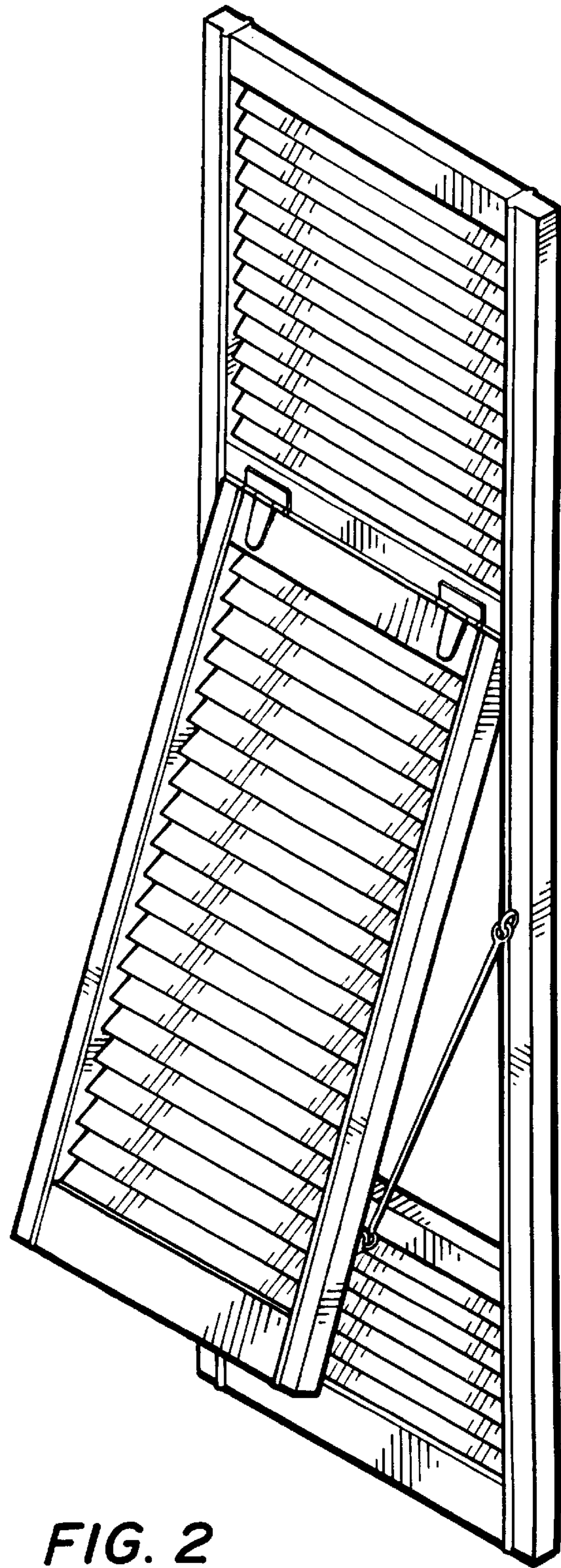
*Primary Examiner*—Doris Clark  
*Attorney, Agent, or Firm*—David E. Newhouse, Esq.

**1 Claim, 3 Drawing Sheets**





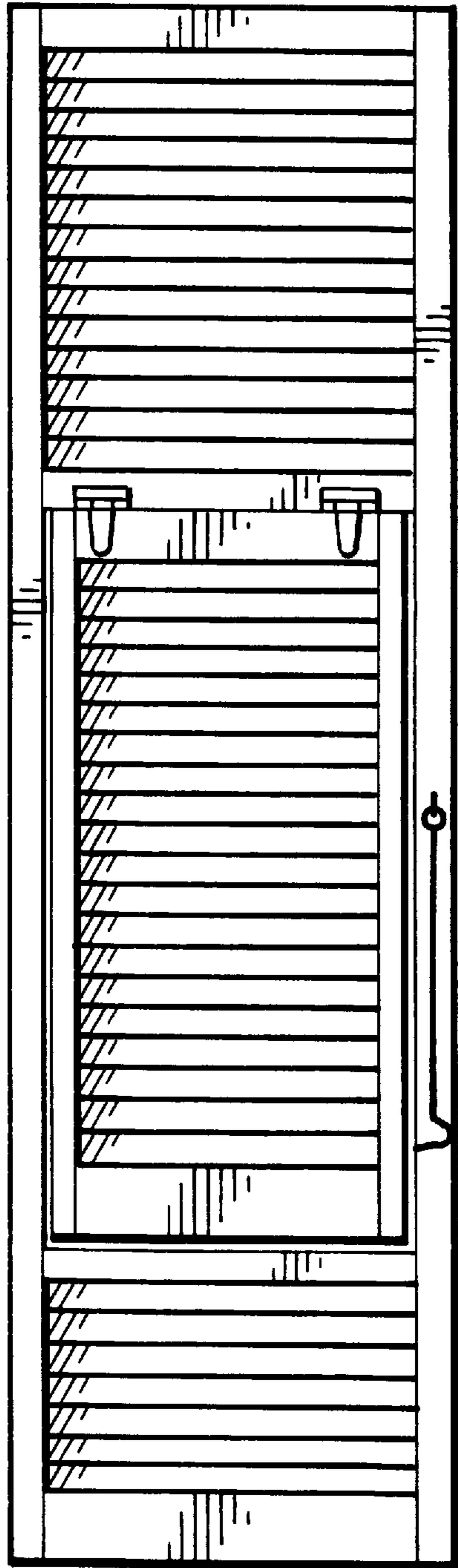
**FIG. 1**



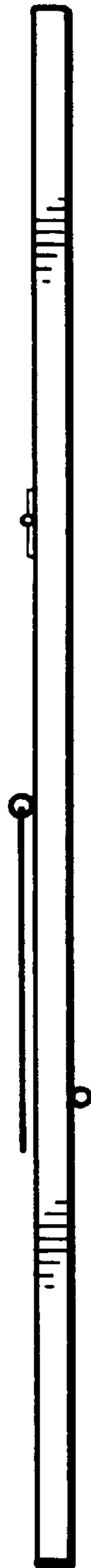
**FIG. 2**



**FIG. 4**




**FIG. 3**



**FIG. 5**

**FIG. 6**



**FIG. 7**



**FIG. 8**