



US00D399300S

United States Patent [19] Goodson

[11] **Patent Number: Des. 399,300**

[45] **Date of Patent: **Oct. 6, 1998**

[54] **FILTER**

D. 329,845	9/1992	Wysolmerski	D23/209
D. 344,784	3/1994	Swingle	D23/209
5,116,489	5/1992	Englert	210/150

[75] Inventor: **Malcolm Graham Goodson**,
Peterborough, United Kingdom

[73] Assignee: **Cyprio Limited**, Peterborough, United
Kingdom

Primary Examiner—Freda Nunn
Assistant Examiner—Robin V. Taylor
Attorney, Agent, or Firm—Richard M. Goldberg

[**] Term: **14 Years**

[21] Appl. No.: **72,786**

[57] **CLAIM**

The ornamental design for a filter, as shown and described.

[22] Filed: **Jun. 30, 1997**

[30] **Foreign Application Priority Data**

DESCRIPTION

Feb. 6, 1997 [GB] United Kingdom 2063006

FIG. 1 is a perspective view of the filter of my design;

[51] **LOC (6) Cl.** **23-01**

FIG. 2 is a top plan view thereof, with the bottom plan view
being identical; and,

[52] **U.S. Cl.** **D23/209**

[58] **Field of Search** D23/200, 207,
D23/209, 210; 210/169, 150, 151, 416.2

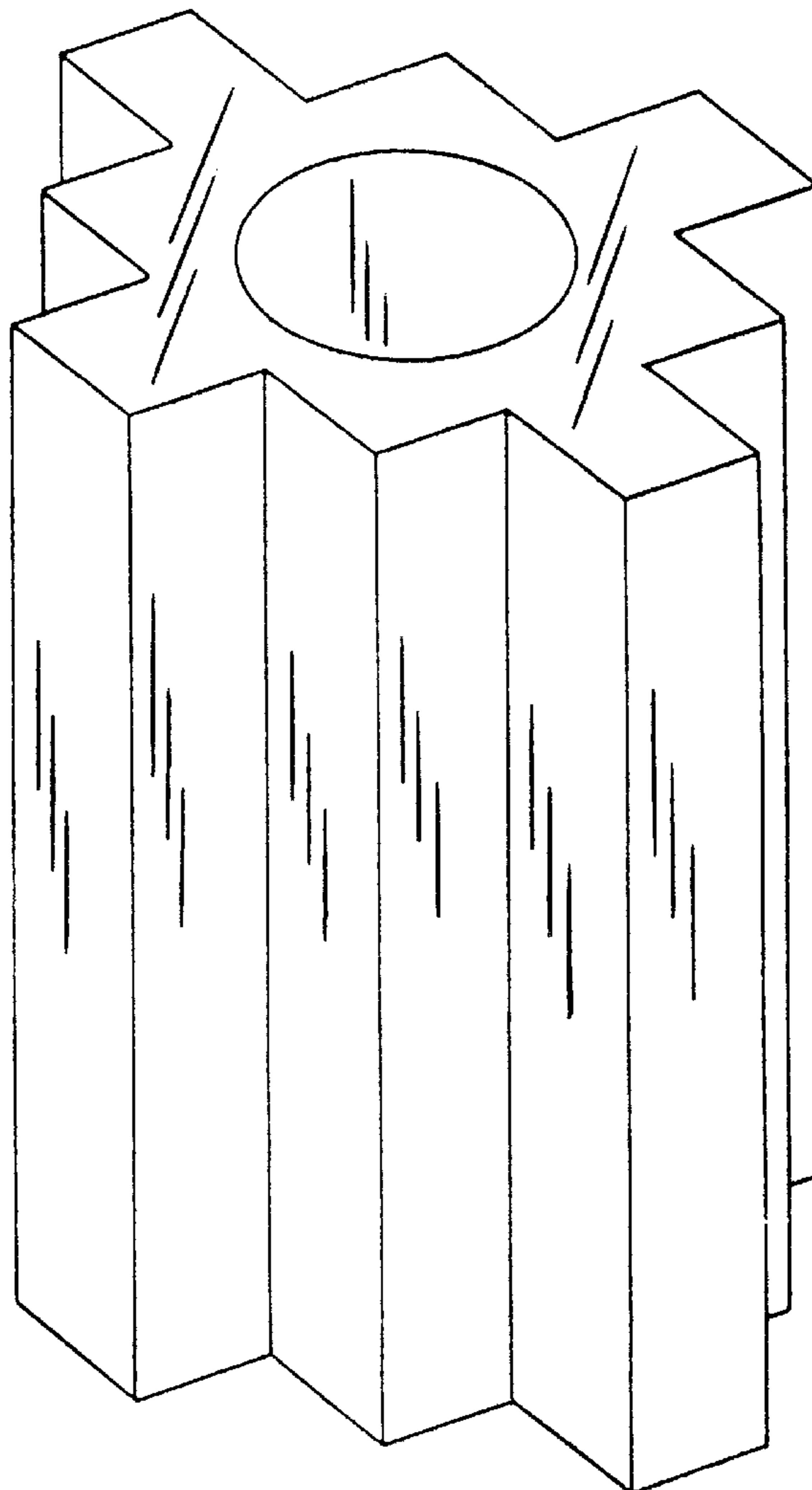
FIG. 3 is a front elevational view thereof, with the rear
elevational and both side elevational views being identical.

[56] **References Cited**

U.S. PATENT DOCUMENTS

D. 35,722 2/1902 Ebsen D23/209

1 Claim, 2 Drawing Sheets



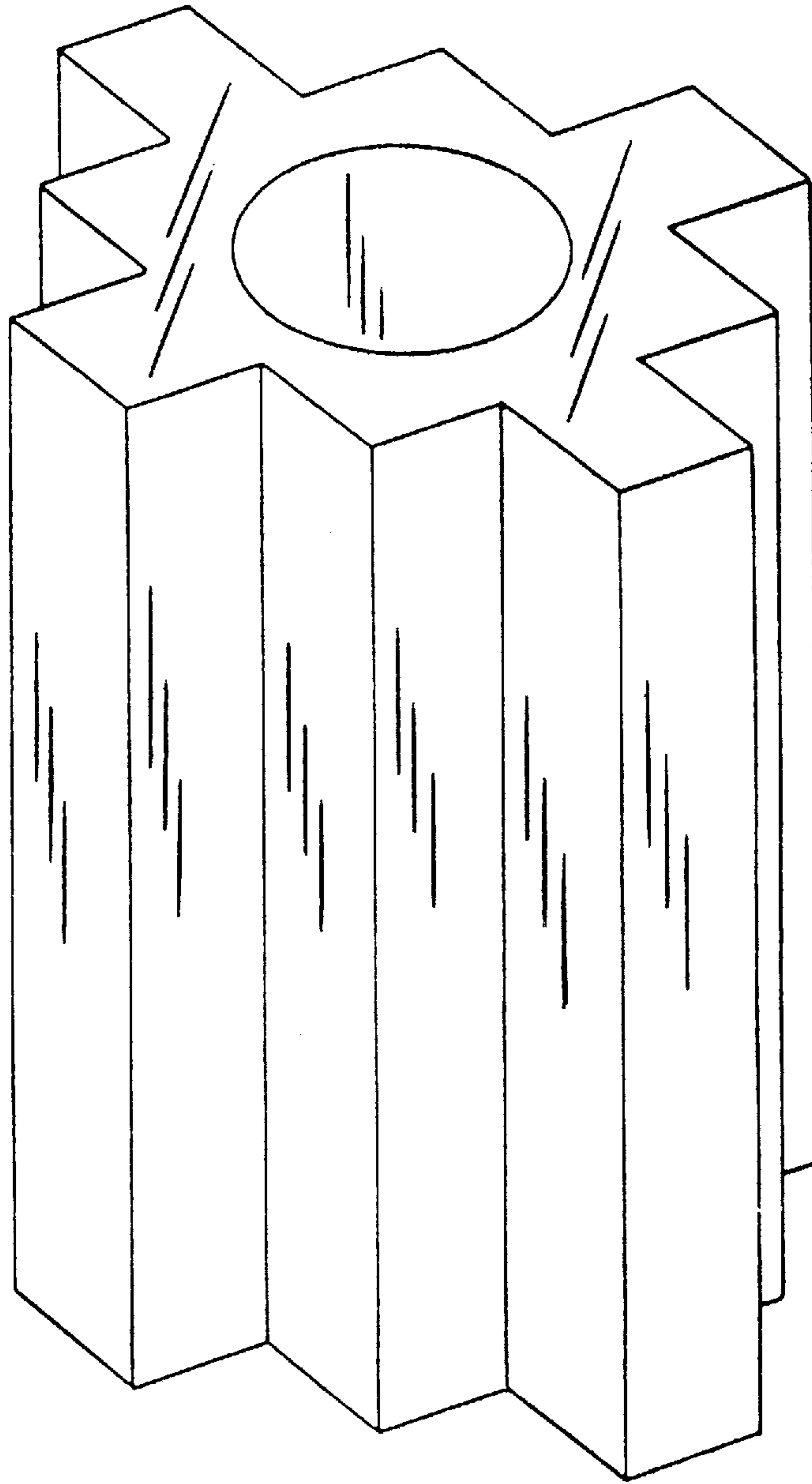


Figure 1

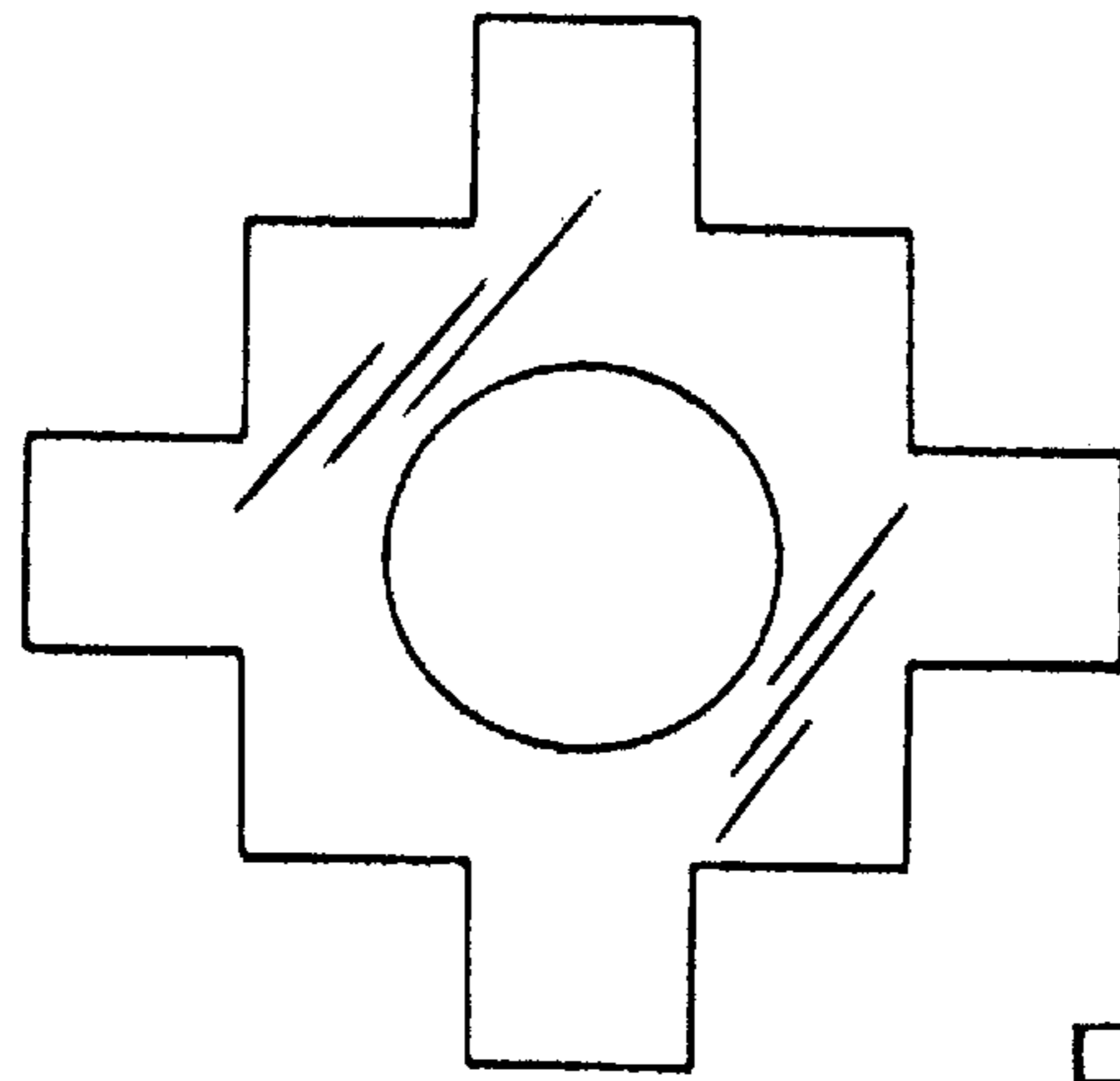


Figure 2




Figure 3