



US00D399296S

United States Patent [19]

Joss

[11] Patent Number: **Des. 399,296**

[45] Date of Patent: *****Oct. 6, 1998**

[54] **TUB SHELF**

[75] Inventor: **Michael Joss**, Chicago, Ill.

[73] Assignee: **Design House, Inc.**, Germantown, Wis.

[*] Notice: The term of this patent shall not extend beyond the expiration date of Pat. No. D. 395,488.

[**] Term: **14 Years**

[21] Appl. No.: **68,443**

[22] Filed: **Apr. 7, 1997**

[51] **LOC (6) Cl.** **23-02**

[52] **U.S. Cl.** **D23/304**

[58] **Field of Search** D23/204, 303-307,
D23/596, 579, 615, 605, 612, 610, 584;
D6/525, 524, 540, 546

[56] **References Cited**

U.S. PATENT DOCUMENTS

- D. 274,486 7/1984 Thompson D6/525
- D. 347,049 5/1994 Clark et al. D23/275

- D. 363,342 10/1995 Dannenberg et al. D23/283
- D. 370,056 5/1996 Gilmore D23/304
- D. 379,649 6/1997 Eeckhoudt D23/283
- D. 383,024 9/1997 Gilmore D6/525
- 4,109,426 8/1978 Dobija 52/35
- 4,228,552 10/1980 Weaver, Jr. 52/35

Primary Examiner—Louis S. Zarfaz
Assistant Examiner—Eric Watterson
Attorney, Agent, or Firm—Godfrey & Kahn, S.C.; Brian G. Gilpin

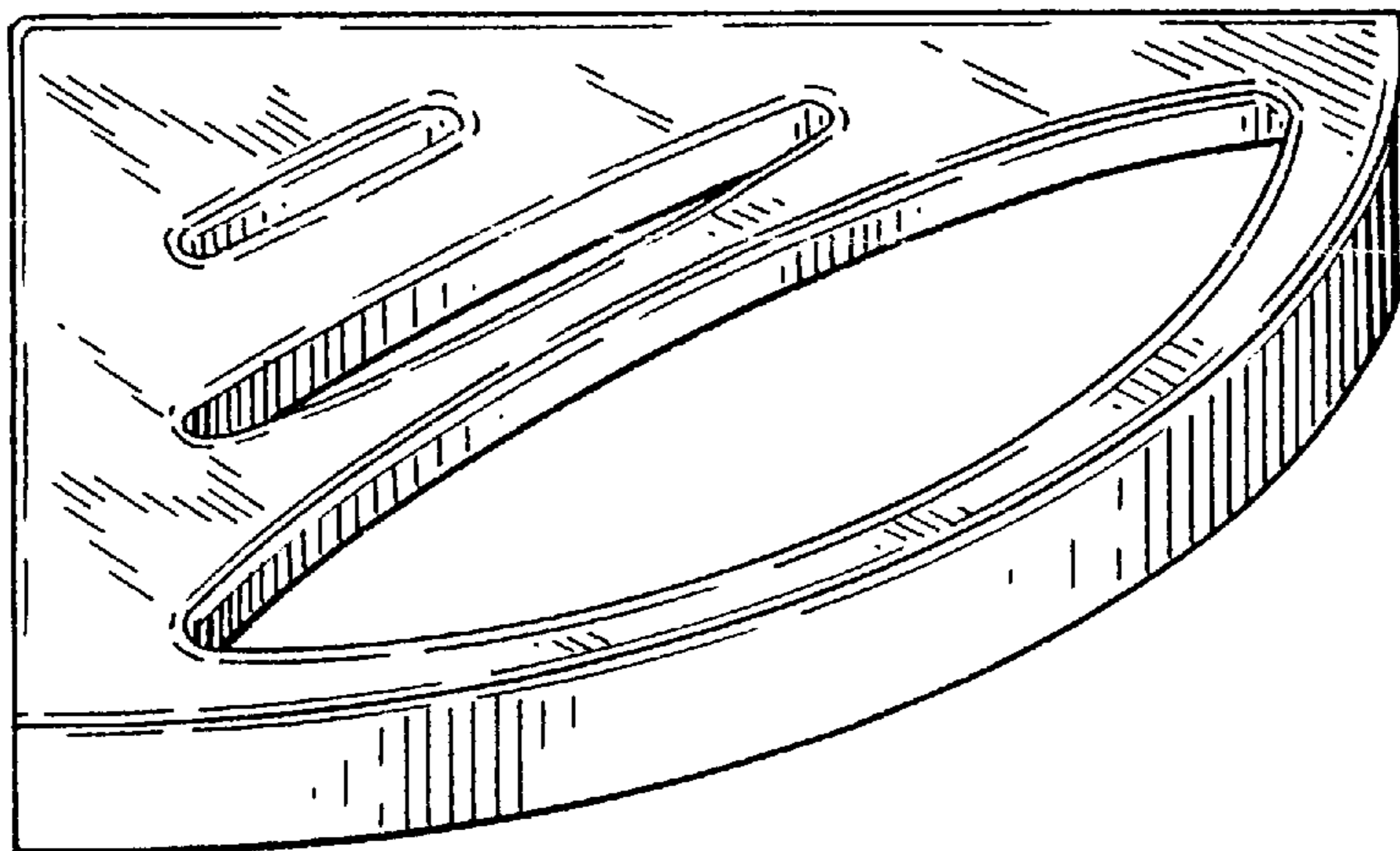
[57] **CLAIM**

The ornamental design for a tub shelf, as shown and described.

DESCRIPTION

FIG. 1 is a perspective view thereof;
FIG. 2 is a top view thereof;
FIG. 3 is a front side view thereof;
FIG. 4 is a back side view thereof;
FIG. 5 is a bottom view thereof;
FIG. 6 is a left side view thereof; and,
FIG. 7 is a right side view thereof.

1 Claim, 2 Drawing Sheets






Fig. 1

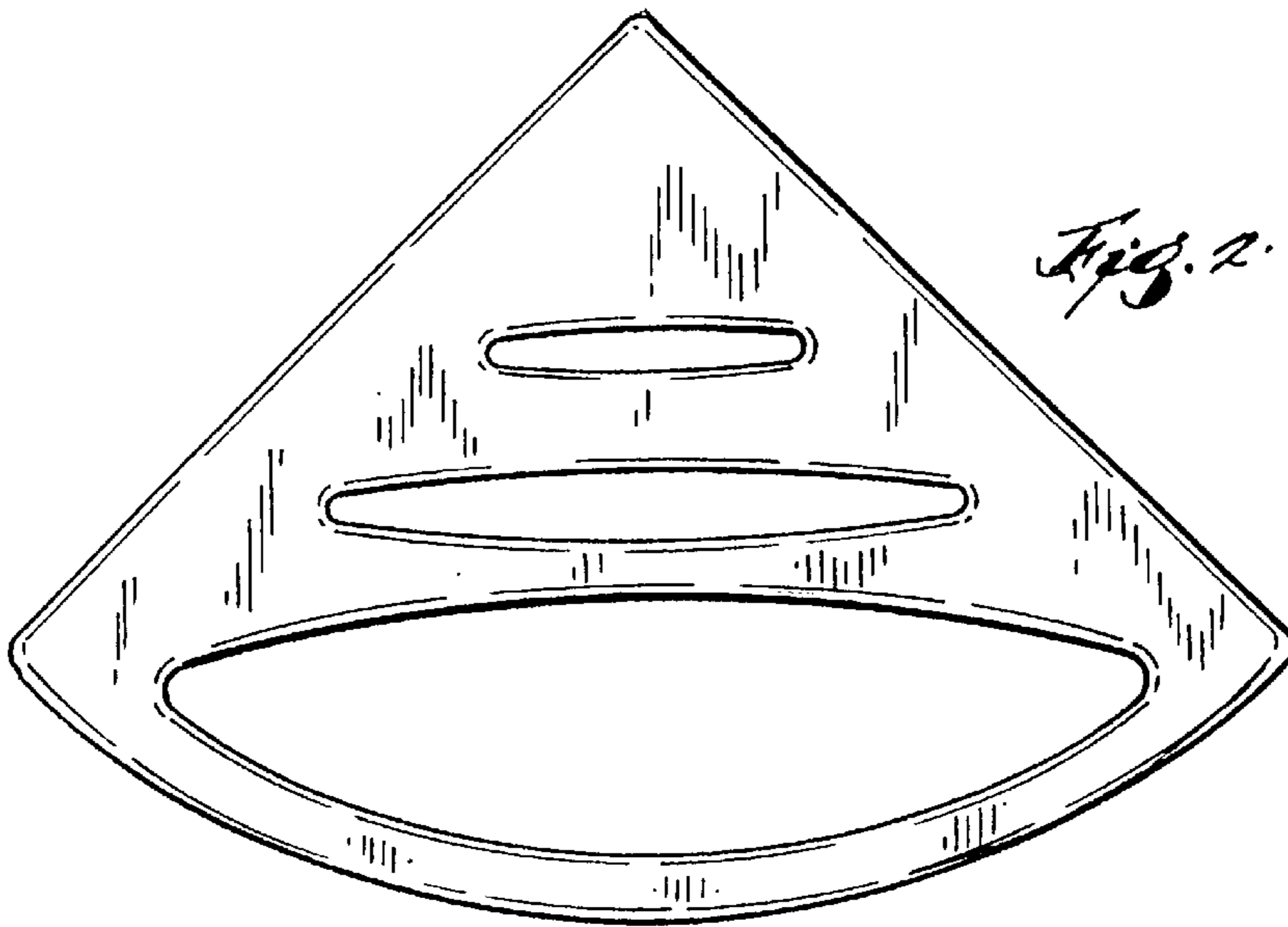


Fig. 2




Fig. 3



Fig. 4

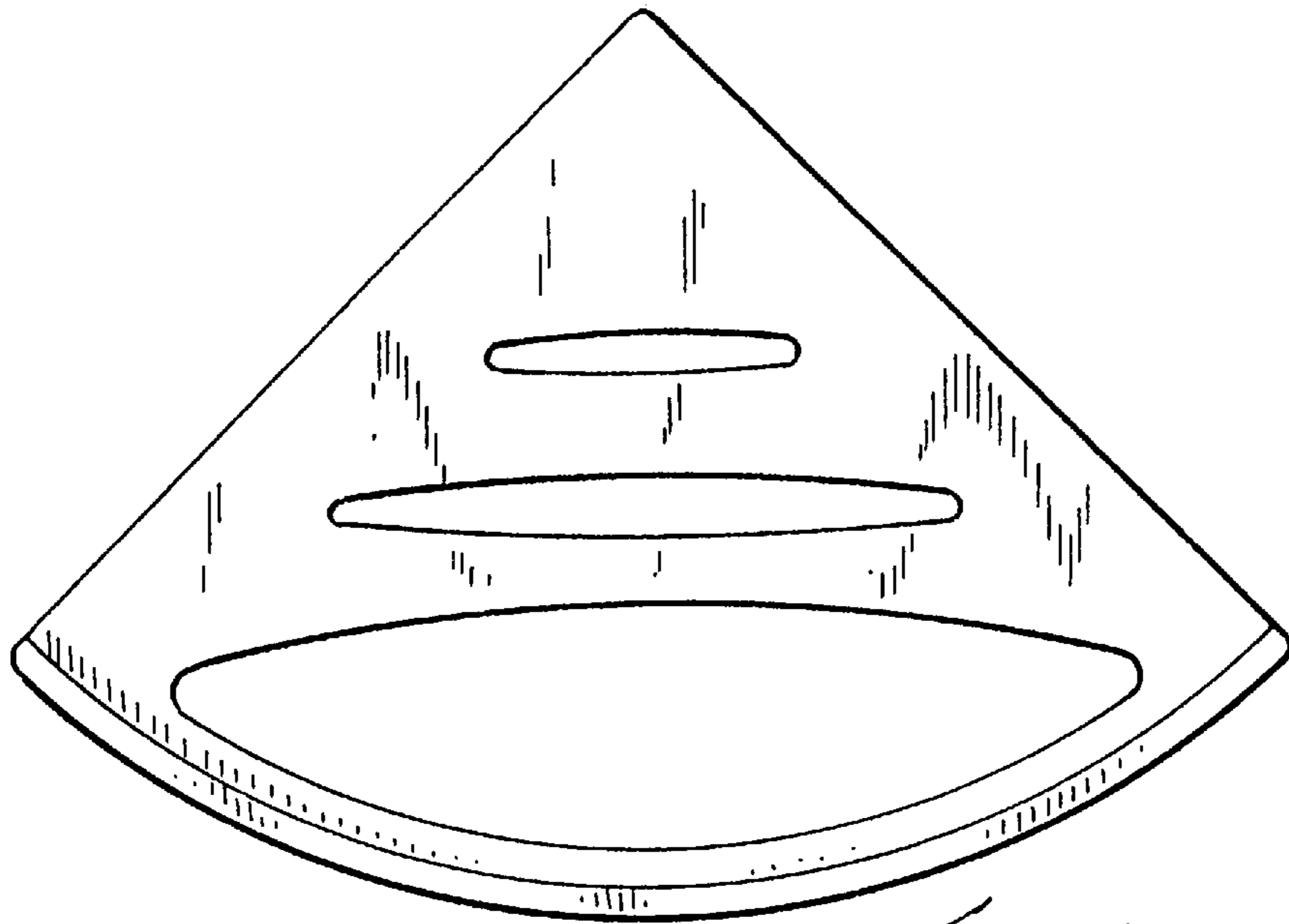


Fig. 5

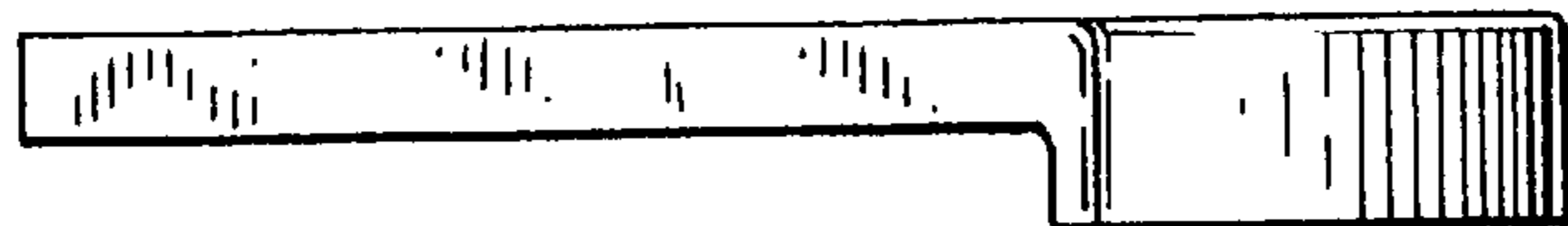


Fig. 6

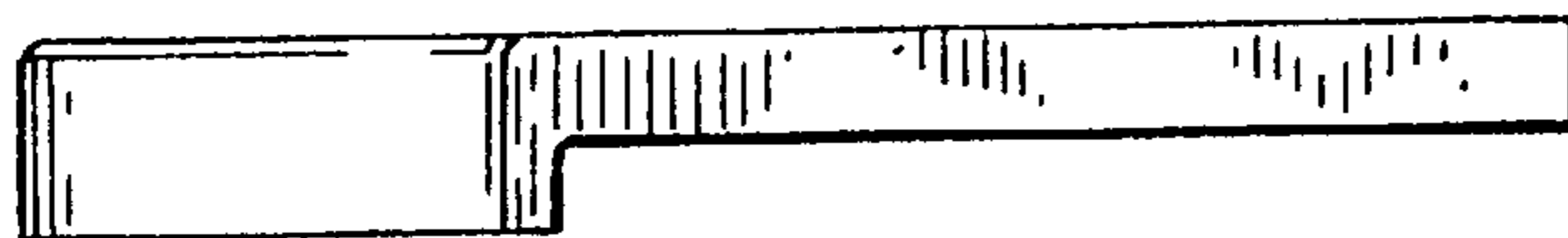


Fig. 7