



US00D399293S

United States Patent [19] Cordingley

[11] **Patent Number: Des. 399,293**

[45] **Date of Patent: **Oct. 6, 1998**

[54] **FISHING LURE**

4,202,127 5/1980 Marek 43/42.18
5,077,930 1/1992 Berry 43/42.32

[76] Inventor: **William Cordingley**, P.O. Box 444,
Thornhill, Ontario, Canada, L3T 4A2

FOREIGN PATENT DOCUMENTS

[**] Term: **14 Years**

657037 2/1963 Canada D22/134

[21] Appl. No.: **63,399**

Primary Examiner—Doris V. Coles
Attorney, Agent, or Firm—Oldham & Oldham Co., L.P.A.

[22] Filed: **Dec. 2, 1996**

[57] CLAIM

[51] **LOC (6) Cl.** **22-05**

The ornamental design for a fishing lure, as shown.

[52] **U.S. Cl.** **D22/129**

DESCRIPTION

[58] **Field of Search** D22/129, 126,
D22/130, 132, 134; 43/42.18, 42.31, 42.11,
42.5, 42.35, 42.32, 42.45

FIG. 1 is a perspective view of a fishing lure, showing my new design;

[56] References Cited

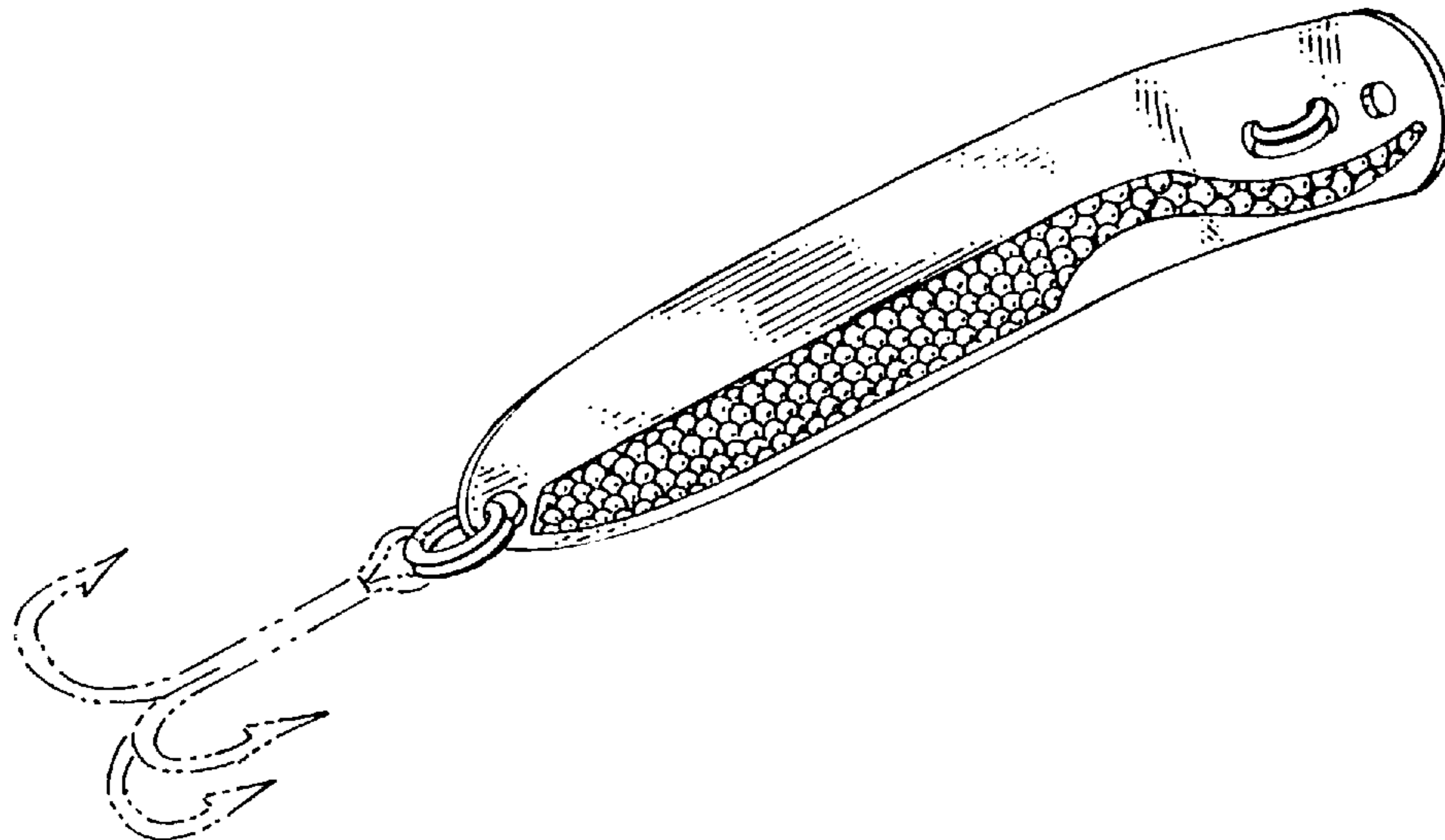
U.S. PATENT DOCUMENTS

1,833,581	11/1931	Jordan	43/42.18
2,058,121	10/1936	Allen	D22/129
2,463,889	3/1949	Lundeno	D22/129
2,645,875	7/1953	Chase	43/42.18
2,835,067	5/1958	Tidwell	D22/126
2,948,983	8/1960	Locklear	43/42.18
2,959,883	11/1960	Smith et al.	D22/129
4,180,936	1/1980	Davis	43/42.5

FIG. 2 is a top plan view thereof;
FIG. 3 is a bottom plan view thereof;
FIG. 4 is a front elevational view thereof;
FIG. 5 is a left side elevational view thereof;
FIG. 6 is a right side elevational view thereof; and,
FIG. 7 is a rear elevational view thereof.

The broken line showing of a hook in FIGS. 1-7 is for illustrative purposes only and forms no part of claimed design.

1 Claim, 1 Drawing Sheet



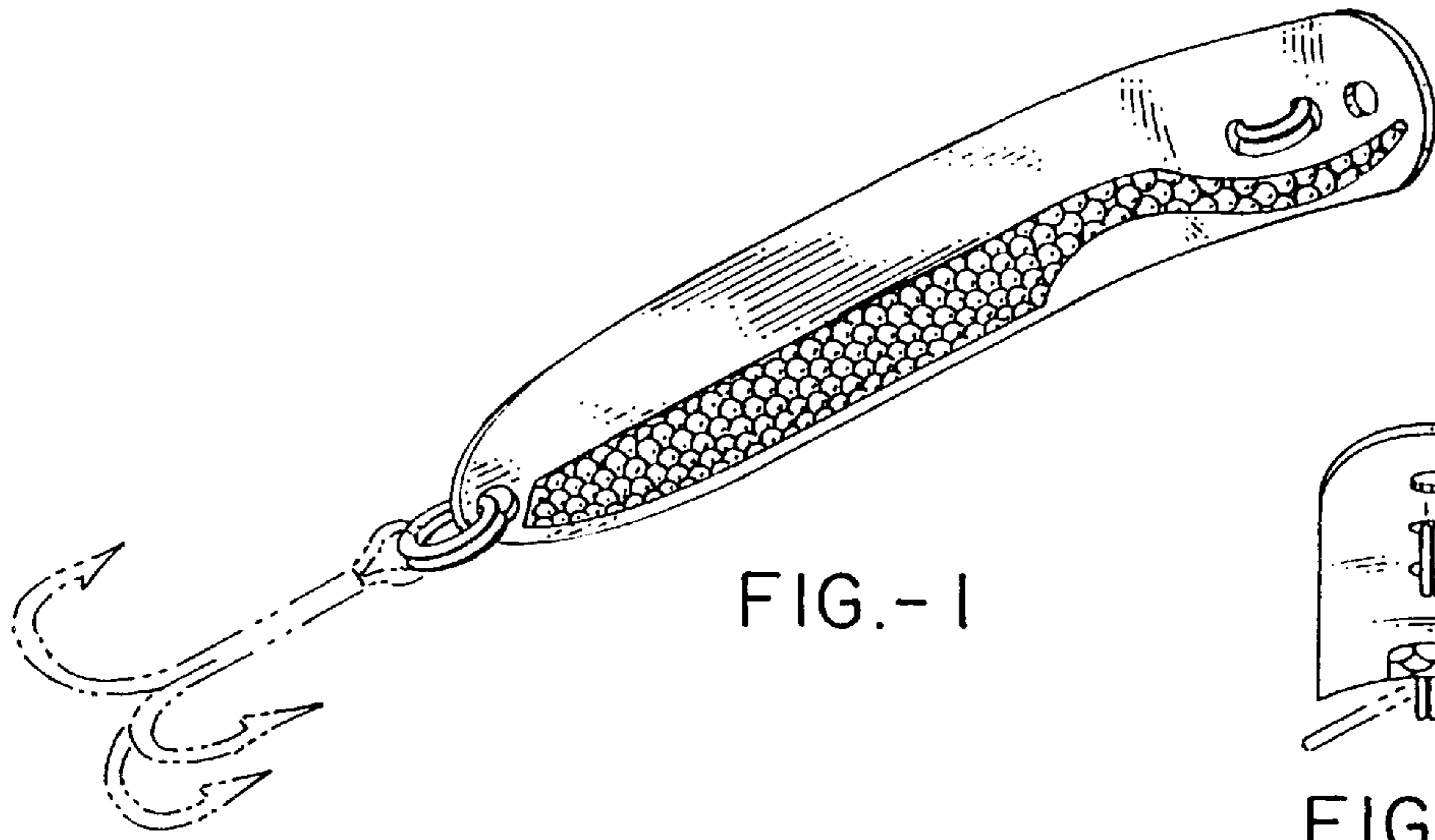


FIG. - 1




FIG. - 2

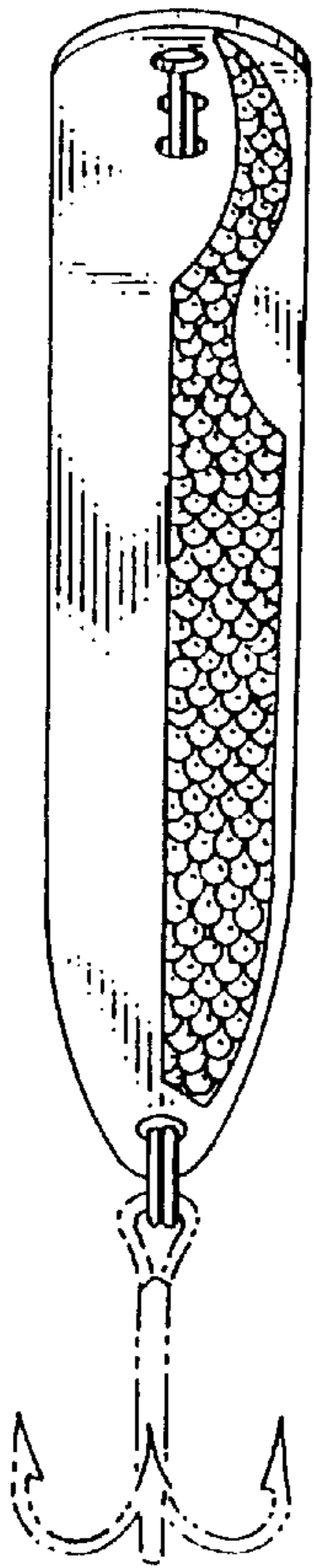


FIG. - 4



FIG. - 5

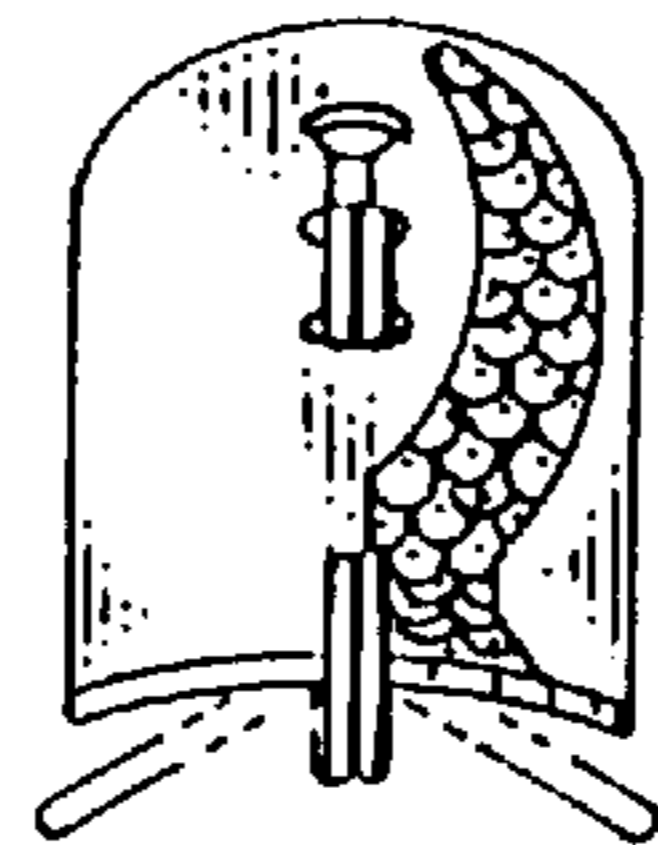


FIG. - 3

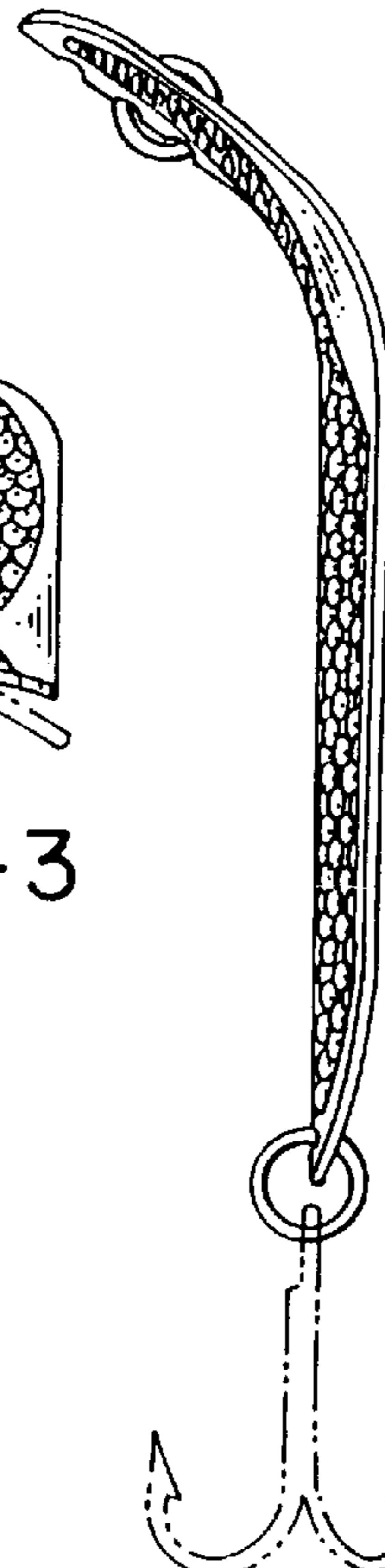


FIG. - 6

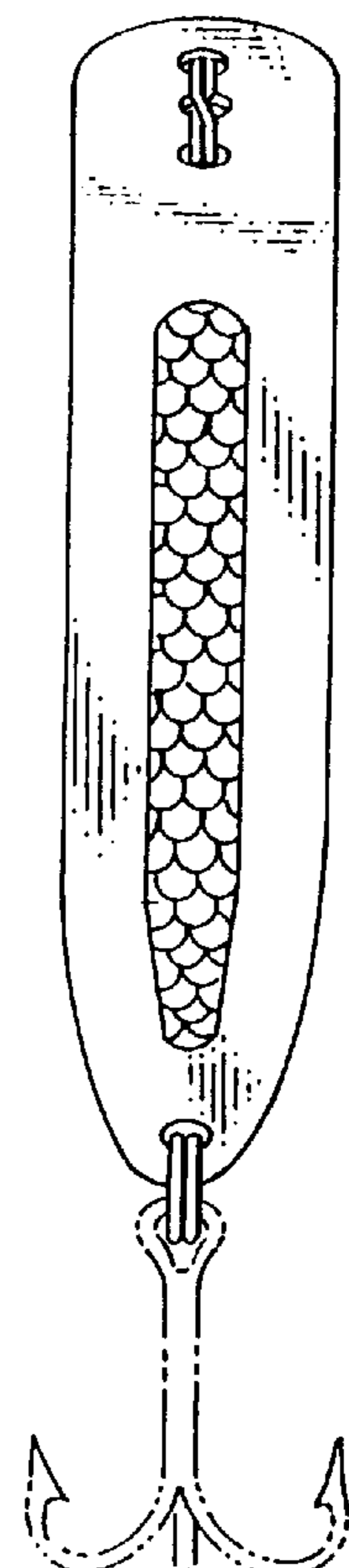


FIG. - 7