



US00D399292S

**United States Patent** [19]  
**Emerson**

[11] **Patent Number: Des. 399,292**  
[45] **Date of Patent: \*\*\*Oct. 6, 1998**

[54] **FRONT SIGHT FOR A FIREARM**

[75] Inventor: **Ashley C. Emerson**, Weatherford, Tex.

[73] Assignee: **Ashley Outdoors, Inc.**, Ft Worth, Tex.

[\*] Notice: The term of this patent shall not extend beyond the expiration date of Pat. No. D. 387,844.

[\*\*] Term: **14 Years**

[21] Appl. No.: **70,175**

[22] Filed: **May 1, 1997**

[51] **LOC (6) Cl.** ..... **22-01**

[52] **U.S. Cl.** ..... **D22/109; D22/108**

[58] **Field of Search** ..... D22/100, 108,  
D22/109, 199; 33/233, 245, 247, 252; 42/100,  
101, 103

[56] **References Cited**

**U.S. PATENT DOCUMENTS**

D. 360,454 7/1995 De Paoli ..... D22/109

651,514	5/1900	Sheard	.....	33/233
2,306,972	12/1942	Meisel	.....	33/247
3,495,339	2/1970	Elliason	.....	42/100 X
3,641,676	2/1972	Knutsen et al.	.....	42/100 X
3,645,635	2/1972	Steck	.....	42/100
3,991,500	11/1976	Kershner et al.	.....	42/100

*Primary Examiner*—Louis S. Zarfaz  
*Assistant Examiner*—Monica Weingart  
*Attorney, Agent, or Firm*—Charles W. McHugh

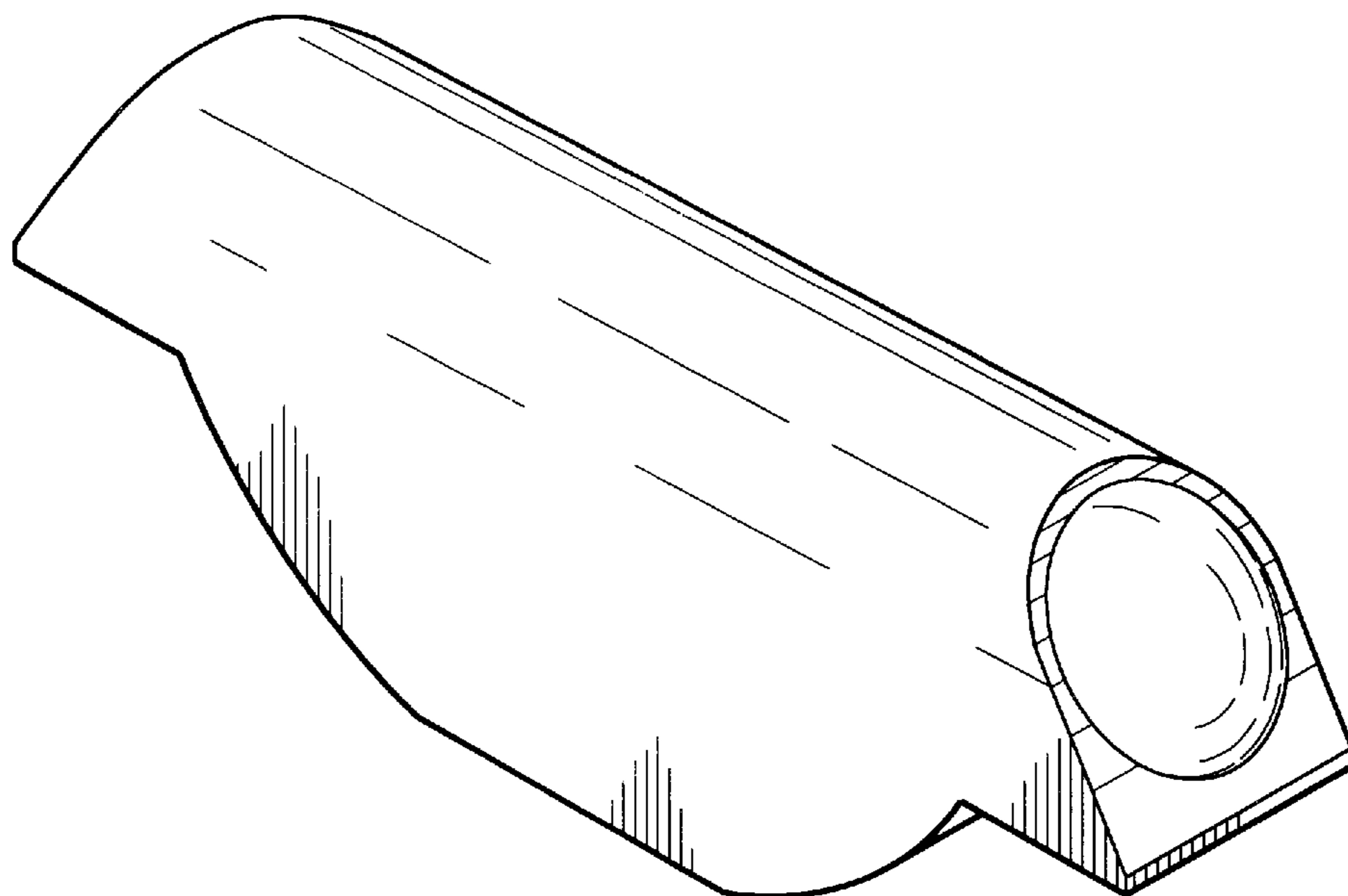
[57] **CLAIM**

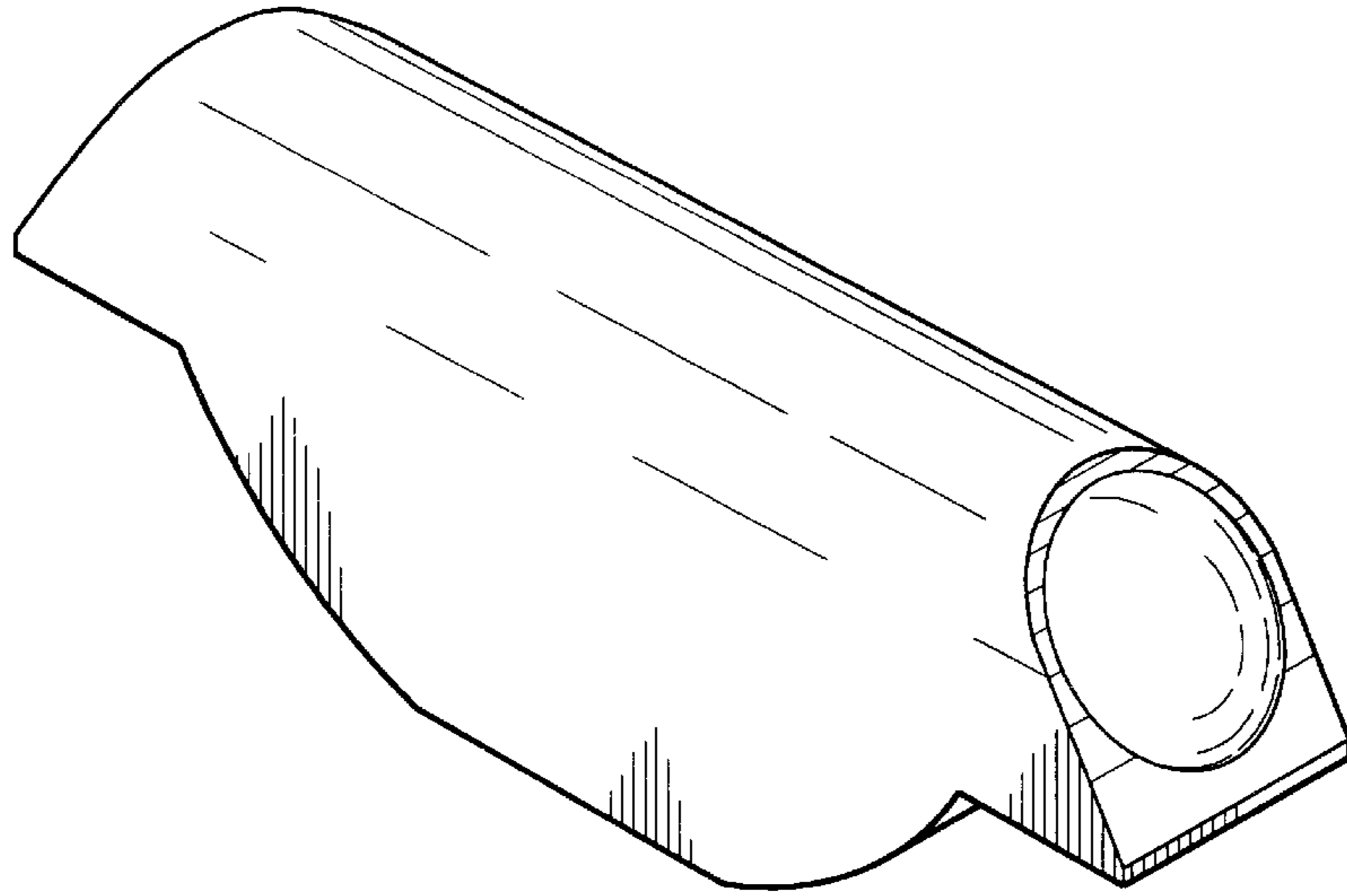
The ornamental design for a “front sight for a firearm,” as shown and described.

**DESCRIPTION**


FIG. 1 is a perspective view of a “front sight for a firearm,” showing my new design from above and the rear;  
FIG. 2 is a top plan view thereof;  
FIG. 3 is a front elevational view thereof;  
FIG. 4 is a left side elevational view thereof, and the right side being a mirror image thereof;  
FIG. 5 is a rear elevational view thereof; and,  
FIG. 6 is a bottom plan view thereof.

**1 Claim, 1 Drawing Sheet**






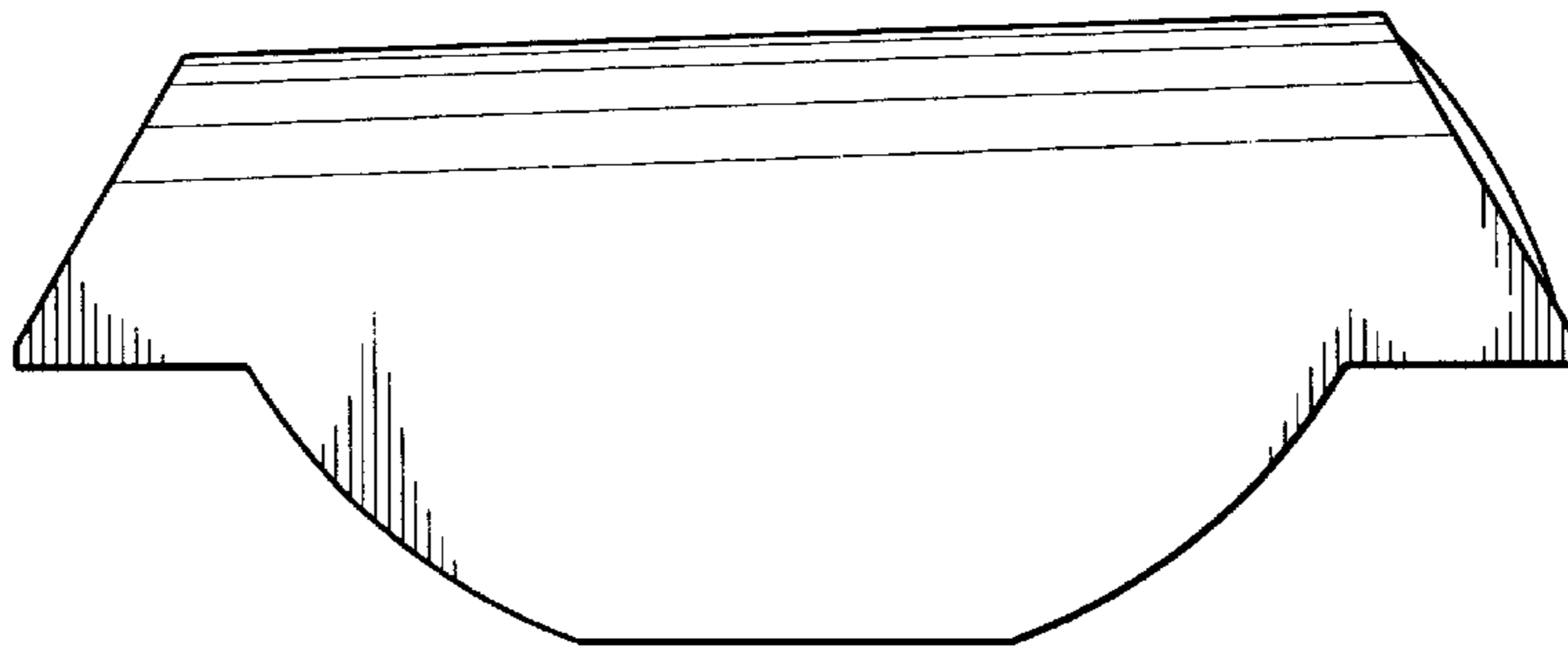
*FIG. 1*



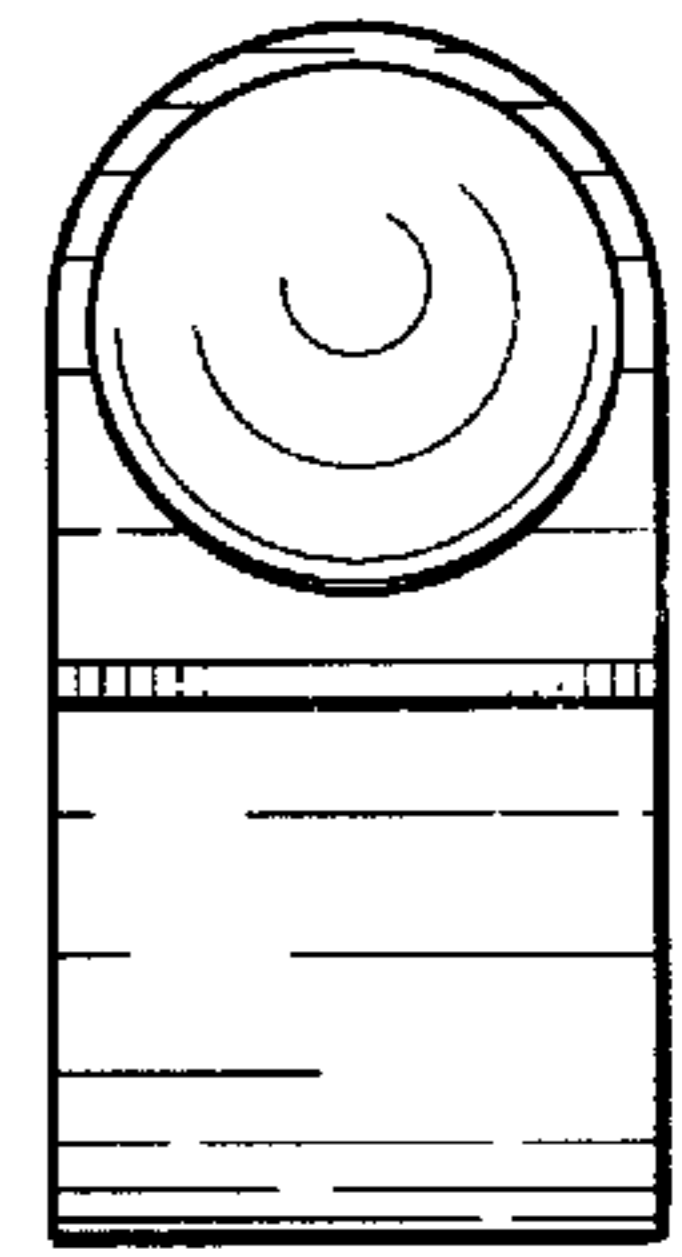
*FIG. 2*




*FIG. 3*



*FIG. 4*



*FIG. 5*



*FIG. 6*